


2022

CATALOGO GENERALE



CERAMICHE PIEMME
FLOOR AND MORE

La nostra Visione è chiara, comprensibile a tutti ed è il fulcro delle nostre attività: Creare valore, insieme. Lo stesso vale per la nostra Missione: Attraverso persone, tecnologia e processi avanzati, puntiamo a consolidarci come azienda che crea e distribuisce prodotti Made in Italy che si differenziano per qualità, stile e design, pensati per fornire soluzioni progettuali ed estetiche innovative, nel rispetto dell'ambiente.

For us, for you, for the environment we live in:
we create value, together.

Our Vision is clear and easy for everyone to understand and it is the cornerstone of all our activities: Creating value, together. The same goes for our Mission: We invest in people, cutting edge technologies and processes, aiming to establish our company as the producer and distributor of Italian products which stand out from the crowd for their high levels of quality, style and design, conceived to provide innovative design and aesthetic solutions that are kind to the environment.

Und Für uns, für Sie, für unsere Lebensumwelt:
Wir schaffen Werte. Gemeinsam.

Unsere Vision ist klar, allgemein verständlich und Kernpunkt unserer Tätigkeit: Gemeinsam Werte schaffen. Das gilt gleichermaßen für unsere Mission: Mit Menschen, Technologie und hochmodernen Prozessen setzen wir darauf, unsere Position als ein Unternehmen zu konsolidieren, das ein sich durch Qualität, Stil und Design abhebendes Made in Italy produziert und vertreibt. Produkte, die umweltgerechte, projekttechnisch und ästhetisch innovative Lösungen liefern.

Pour nous, pour vous, pour le monde dans lequel nous vivons : nous créons de la valeur, ensemble.

Notre vision est claire, compréhensible par tous et au cœur de nos activités : Créer de la valeur, ensemble. Il en va de même pour notre mission : En ayant recours aux personnes, aux technologies et aux procédés d'avant-garde, nous voulons nous affirmer en tant qu'entreprise créant et distribuant des produits Made in Italy qui se distinguent par leur qualité, par leur style et par leur design, imaginés pour fournir des solutions novatrices sur le plan conceptuel et esthétique, sans jamais nuire à l'environnement.



Naked Synchro Digit Structure

Vantaggi di “Synchro Digit” rispetto ad altre tecnologie

Advantages of “Synchro Digit” versus other technologies
 Vorteile der “Synchro Digit” gegenüber anderen Technologien
 Avantages du “Synchro Digit” par rapport aux autres technologies

Stampa digitale delle strutture sulle linee di smalteria	Digital printing of the structure on the glazing production lines	Digitaldruck der Oberflächenstrukturen direkt auf den Glasurlinien	Impression numérique des structures sur les lignes d'émaillage
Realismo materico praticamente indistinguibile rispetto alle superfici di origine lapidea	Material realism practically indistinguishable from the natural stone surfaces	Der Materialrealismus ist kaum von den echten Steinoberflächen zu unterscheiden	Réalisme matériel pratiquement indiscernable des surfaces d'origine en pierre
Struttura con grafiche e dettagli ad alta definizione di 300 dpi	Structure with 300 dpi high definition graphics and details	Struktur der Grafiken und Details in Hochauflösung 300 dpi	Structure avec dessins haute définition et détails de 300 dpi
Precisione della grafica lungo i bordi della lastra ceramica	Graphic precision along the edges of the ceramic tile	Genauigkeit der Grafiken entlang der Kanten der Keramikplatte	Précision des dessins le long des bords de la dalle en céramique
Uniformità del colore ed elevata flessibilità sulle strutture e decori con fondi scuri	Uniformity of color and high structural and color flexibility with darker field tiles	Farbgleichmässigkeit und hohe Flexibilität bei den Strukturen und Dekorationen mit dunklen Hintergründen	Uniformité de couleur et grande flexibilité sur les structures et les décors sur les fonds foncés
Versatilità dei vari tipi di smalti ad effetto lucido, opaco o ingobbio.	Flexibility in production line of various type of glazes with shiny, matte effects or engobe.	Vielseitigkeit im Einklang der verschiedenen Glasuren mit Glanz-, Matt- oder Engobe-Effekt.	Polyvalence en ligne des différents types d'émaux à effet brillant, mat ou engobe.

Synchro Digit Piemme

Una Tecnologia Rivoluzionaria
 A Revolutionary Technology
 Eine revolutionäre Technologie
 Une Technologie Révolutionnaire

La superficie con struttura digitale sincronizzata “Synchro Digit” sviluppata in esclusiva negli stabilimenti Piemme, unita alla stampa ad alta risoluzione a 300 dpi, consentono di ottenere un materiale dall'estetica iperrealista unico nel suo genere, di eccellente valenza tecnica ed estetica. La superficie tridimensionale non è più formata per pressatura ed è quindi libera dai vincoli ripetitivi dei classici stampi per ceramica; inoltre è perfettamente sincronizzata con la grafica di superficie.

A Revolutionary Technology



The “Synchro Digit” synchronized digital structure surface, exclusively developed at the Piemme plants, combined with high resolution printing at 300 DPI, provides a material with a uniquely hyper-realistic appearance and outstanding technical and aesthetic qualities. The three-dimensional surface is no longer formed by pressing and is therefore free from the repetitive constraints of classic ceramic moulds; moreover, it is perfectly synchronised with the graphics on the surface.

Die Oberfläche mit synchronisierter digitaler Struktur «Synchro Digit», exklusiv bei Piemme entwickelt, in Verbindung mit der Presse in hoher Auflösung 300 dpi, ermöglichen ein Material von einer hyperrealistischen Ästhetik, einzigartig in seiner Art, von ausgezeichneter Qualität, Technik und Ästhetik. Die dreidimensionale Fläche wird nicht mehr durch die Pressen geformt, und ist somit frei von den üblichen Zwängen der klassischen Formen der Keramik; sie ist auch perfekt mit der Grafik der Oberfläche synchronisiert.

La surface avec structure synchronisée numérique« Synchro Digit », développée en exclusivité dans les établissements de Piemme, est associée à l'impression haute résolution à 300 dpi. Ces deux éléments permettent d'obtenir un matériau à l'esthétique hyperréaliste unique et d'une excellente valeur technique et esthétique. La surface tridimensionnelle n'est plus formée par pressage et n'est donc pas soumise aux contraintes répétitives des moulages classiques pour céramique ; de plus, elle est parfaitement synchronisée avec le graphique de la surface.

Effetti materici

Index of textural effects
 Index stoffliche effekte
 Index effets matière

Marble Effect



Majestic Pure Selection	PREMIUM	16
Majestic	PREMIUM	28
Opulence	PREMIUM	50
Elegance	PREMIUM	64
Marmi Reali	PREMIUM	74
Marmi Reali Mat	PREMIUM	82
Venetian Marble	CONTRACT	304

Stone Effect



Ibla	PREMIUM	90
Evoluta	PREMIUM	102
Uniquestone	PREMIUM	116
Bits&Pieces	PREMIUM	132
Geostone	FLOOR AND MORE	150
Purestone	FLOOR AND MORE	164
Castlestone	FLOOR AND MORE	174
More	FLOOR AND MORE	188
Ardesia	FLOOR AND MORE	198
Stone Focus	CONTRACT	310
Quarzite	CONTRACT	314
Heartstone	CONTRACT	318

Cement Effect



Glitch	FLOOR AND MORE	204
Shades	PREMIUM	224
Urban	FLOOR AND MORE	238
Suprema	CONTRACT	322
Concrete	CONTRACT	328

Wood Effect



Fleur de Bois	FLOOR AND MORE	250
Soul	FLOOR AND MORE	260
Cottage	FLOOR AND MORE	266

Contemporary



Materia	FLOOR AND MORE	278
Fragments	FLOOR AND MORE	296
Ageless	CONTRACT	338

Project Solutions



Tailor Made		346
Elementi di Raccordo		362
Connecting elements		
Piemme 20 mm		364
Pavimenti flottanti da esterno		370
Exterior floating paving systems		
Pavimenti autoposanti e flottanti da interno		376
Interior loose-lay and floating flooring		

Alfabetico

Contents in alphabetical order
 Alfabetischer index
 Index alphabétique

 CERAMICHE PIEMME
 FLOOR AND MORE 12

Collections

Ardesia	198
Bits&Pieces	132
Castlestone	174
Cottage	266
Elegance	64
Evoluta	102
Fleur de Bois	250
Fragments	296
Geostone	150
Glitch	204
Ibla	90
Majestic	28
Majestic Pure Selection	16
Marmi Reali	74
Marmi Reali Mat	82
Materia	278
More	188
Opulence	50
Purestone	164
Shades	224
Soul	260
Uniquestone	116
Urban	238

 CERAMICHE PIEMME
 CONTRACT 302

Collections

Ageless	338
Concrete	328
Heartstone	318
Quarzite	314
Stone Focus	310
Suprema	322
Venetian Marble	304

 CERAMICHE PIEMME
 PROJECT SOLUTIONS 344

Dati Tecnici 382
 Technical Data / Technische Daten / Fiches Techniques

Nuovi Formati, per un futuro sostenibile

New sizes / packaging, for a sustainable future
 Neue Formate, für eine nachhaltige Zukunft
 De nouveaux formats, pour un avenir durable



Ceramiche Piemme dedica la massima serietà alla ricerca e alla responsabilità verso le generazioni future nella direzione di un mondo fatto di prodotti di alta qualità, realizzati nel pieno rispetto della natura. Con l'obiettivo di contenere al massimo l'utilizzo di risorse naturali, su tutti i prodotti vengono inseriti nuovi formati che permettono di ottimizzare l'utilizzo di materiali da consumo come plastica, carta e legno. In questo modo siamo in grado di generare un processo virtuoso che trasmette benefici anche alla filiera logistica, diminuendo le emissioni legate alla movimentazione e al trasporto.

Di seguito la tabella riassuntiva con tutte le nuove misure e i nuovi calibri, si consiglia di verificare in fase di ordine il codice e l'imballo del prodotto scelto.

Ceramiche Piemme dedicates the utmost serious attention to research and responsibility towards future generations. This is the direction of a World made of high quality products, made in full respect of the environment. With the aim of limiting as much as possible the use of natural resources, new formats/calipers are implemented on all product lines that optimize the use of consumable goods such as plastic, paper/cardboard and wood. In this way, we are able to generate a virtuous process that also transmits benefits to the logistics chain, reducing emissions related to the handling and transport of our ceramic products.

Below is the summary table with all the new calibers and packaging. It is very advisable to check the code and packaging of the chosen product when ordering.

Ceramiche Piemme widmet sich mit größter Sorgfalt der Forschung und der Verantwortung gegenüber der zukünftigen Generationen und bewegt sich in Richtung einer Welt mit hochqualitativen Produkten, die in vollem Respekt der Natur hergestellt werden. Mit dem Ziel, den Verbrauch natürlicher Rohstoffe so gering wie möglich zu halten, werden alle Produkte mit neuen Formaten ergänzt, die eine Optimierung des Einsatzes von Verbrauchsmaterialien wie Kunststoff, Papier und Holz ermöglichen. Auf diese Art und Weise wird ein tugendhafter Prozess generiert, der auch Vorteile auf die Logistikkette überträgt und die Schadstoffausstöße im Zusammenhang mit der Handhabung und dem Transport unseres keramischen Produktes reduzieren.

Nachfolgend finden Sie die Übersichtstabelle mit den neuen Formaten und Kalibern. Bitte beachten Sie bei der Bestellung die Artikelnummer und die Verpackung des ausgewählten Produktes.

Ceramiche Piemme consacre le plus grand sérieux à la recherche et à la responsabilité envers les générations futures en direction d'un monde fait de produits de haute qualité, fabriqués dans le plein respect de la nature. Dans le but de limiter au maximum l'utilisation des ressources naturelles, de nouveaux formats sont ajoutés à tous les produits qui permettent d'optimiser l'utilisation des consommables tels que le plastique, le papier et le bois. De cette façon, nous sommes en mesure de générer un processus vertueux qui transmet également des avantages à la chaîne logistique, en réduisant les émissions liées à la manipulation et au transport de notre produit céramique.

Ci-dessous le tableau récapitulatif avec toutes les nouvelles dimensions et calibres, il est conseillé de vérifier le code et le conditionnement du produit choisi lors de la commande.

Tabella nuovi formati e spessori

New sizes and thicknesses chart
 Übersicht der neuen Formate und Stärken
 Tableau nouveaux formats et épaisseurs

Collezioni Collections Collections Kollektionen	Formato Commerciale Commercial Size Nennformat Format Nominal	Formato Tecnico Technical Size Produktionsformat Format de Fabrication	± MM	Pezzi Scatola Pieces/Box Stck/Karton Carreaux/Boîte	Mq/Scatola Sqmt/Box Qm/Karton M2/Boîte	Kg/Scatola Kgs/Box Kg/Karton Kg/Boîte	Scatole/Palette Boxes/Pallet Karton/Palette Boîte/Palette	Mq/Palette Sqmt/Pallet Qm/Pallet M2/Palette	Kg/Palette Kgs/Pallet Kg/Pallet Kg/Palette
PREMIUM FLOOR AND MORE PROJECT SOLUTIONS	30*60	29,8*59,8	9,5	7	1,260	25,28	40	50,40	1011,20
	*30*60 3D Structures	29,8*59,8	9,5	7	1,260	25,28	32	40,32	808,96
	60*60	59,8*59,8	9,5	4	1,440	29,00	32	46,08	928,00
	60*120	59,8*119,8	9,5	2	1,440	31,00	30	43,20	930,00
	90*90	89,5*89,5	9,5	2	1,620	36,50	20	32,40	730,00
	20*120	19,8*119,8	9,5	5	1,200	26,00	48	57,60	1248,00
	30*120	29,8*119,8	9,5	4	1,440	24,00	36	51,84	864,00
	30,1*60,4	30,1*60,4	9,5	7	1,273	25,70	40	50,91	1028,00
	60,4*60,4	60,4*60,4	9,5	4	1,460	29,50	32	46,72	944,00
CONTRACT	30*60	29,8*59,8	8,5	7	1,260	22,50	48	60,48	1080,00
	30*60 3D Structures	29,8*59,8	8,5	7	1,260	22,50	40	50,40	900,00
	60*60	59,8*59,8	8,5	4	1,440	26,00	40	57,60	1040,00
	60*120	59,8*119,8	8,5	2	1,440	28,00	36	51,84	1008,00
	90*90	89,5*89,5	8,5	2	1,620	33,00	22	35,64	726,00
	80*80	79,5*79,5	8,5	2	1,280	28,50	54	69,12	1539,00
	30,1*60,4	30,1*60,4	8,5	7	1,273	23,0	48	61,09	1104,00
		60,4*60,4	60,4*60,4	8,5	4	1,460	26,50	40	58,40

*Esagonetta, Cave, Weave, Maya, Linea, Muretto, Design, Net, Mesh, Ciottoli, Tensegrity, Garage

Indice

Per formati

Content by sizes
Inhalt nach grössen
Sommaire par tailles

FORMATI RETTIFICATI - SIZES RECTIFIED

119,5×119,5

Bits&Pieces	PREMIUM	132
Concrete	CONTRACT	328
Glitch	FLOOR AND MORE	204
Majestic	PREMIUM	28
Majestic Pure Selection	PREMIUM	16
Materia	FLOOR AND MORE	278

*89,5×89,5

Glitch	FLOOR AND MORE	204
Materia	FLOOR AND MORE	278
Opulence	PREMIUM	50
Suprema	CONTRACT	322
Venetian Marble	CONTRACT	304

*80×80

Bits&Pieces	PREMIUM	132
Castlestone	FLOOR AND MORE	174
Concrete	CONTRACT	328
Elegance	PREMIUM	64
Geostone	FLOOR AND MORE	150
Marmi Reali	PREMIUM	74
Shades	PREMIUM	224
Uniquestone	PREMIUM	116
Urban	FLOOR AND MORE	238

*60×119,5

Elegance	PREMIUM	64
Evoluta	PREMIUM	102
Fleur de Bois	FLOOR AND MORE	250
Geostone	FLOOR AND MORE	150
Glitch	FLOOR AND MORE	204
Ibla	PREMIUM	90
Majestic	PREMIUM	28
Majestic Pure Selection	PREMIUM	16
Materia	FLOOR AND MORE	278
Opulence	PREMIUM	50
Shades	PREMIUM	224
Uniquestone	PREMIUM	116
Venetian Marble	CONTRACT	304

45×90

Bits&Pieces	PREMIUM	132
Castlestone	FLOOR AND MORE	174
Geostone	FLOOR AND MORE	150

*60×60

Ageless	CONTRACT	338
Bits&Pieces	PREMIUM	132
Castlestone	FLOOR AND MORE	174
Concrete	CONTRACT	328
Elegance	PREMIUM	64
Evoluta	PREMIUM	102
Geostone	FLOOR AND MORE	150
Glitch	FLOOR AND MORE	204
Ibla	PREMIUM	90
Majestic	PREMIUM	28
Majestic Pure Selection	PREMIUM	16
Marmi Reali	PREMIUM	74
Marmi Reali Mat	PREMIUM	82
Materia	FLOOR AND MORE	278
More	FLOOR AND MORE	188
Opulence	PREMIUM	50
Purestone	FLOOR AND MORE	164
Shades	PREMIUM	224
Stone Focus	CONTRACT	310
Suprema	CONTRACT	322
Uniquestone	PREMIUM	116
Urban	FLOOR AND MORE	238
Venetian Marble	CONTRACT	304

*30×60

Ageless	CONTRACT	338
Ardesia	FLOOR AND MORE	198
Bits&Pieces	PREMIUM	132
Castlestone	FLOOR AND MORE	174
Concrete	CONTRACT	328
Evoluta	PREMIUM	102
Geostone	FLOOR AND MORE	150
Glitch	FLOOR AND MORE	204
Majestic	PREMIUM	28
Marmi Reali	PREMIUM	74
Marmi Reali Mat	PREMIUM	82
Materia	FLOOR AND MORE	278
More	FLOOR AND MORE	188
Opulence	PREMIUM	50
Purestone	FLOOR AND MORE	164
Shades	PREMIUM	224
Stone Focus	CONTRACT	310
Suprema	CONTRACT	322
Uniquestone	PREMIUM	116
Urban	FLOOR AND MORE	238
Venetian Marble	CONTRACT	304

*10×60

Ibla	PREMIUM	90
------	---------	----

FORMATI NON RETTIFICATI - SIZES NOT RECTIFIED

*60,4×60,4

Concrete	CONTRACT	328
Stone Focus	CONTRACT	310

45,4×45,4

Concrete	CONTRACT	328
----------	----------	-----

*10×53

Ibla	PREMIUM	90
Uniquestone	PREMIUM	116

15×90

Cottage	FLOOR AND MORE	266
Fleur de Bois	FLOOR AND MORE	250

22,5×90

Cottage	FLOOR AND MORE	266
Fleur de Bois	FLOOR AND MORE	250

*20×119,5

Cottage	FLOOR AND MORE	266
Fleur de Bois	FLOOR AND MORE	250
Soul	FLOOR AND MORE	260

*30×119,5

Elegance	PREMIUM	64
Ibla	PREMIUM	90

90×90/20mm

Materia	FLOOR AND MORE	278
---------	----------------	-----

45×90/20mm

Castlestone	FLOOR AND MORE	174
-------------	----------------	-----

60×60/20mm

Concrete	CONTRACT	328
Glitch	FLOOR AND MORE	204
Urban	FLOOR AND MORE	238

*Verificare in fase di ordine il codice e l'imballo

In the ordering phase please check code and packaging
Beim Bestellen bitte die Kodenummer und die Verpackung kontrollieren
Merci de vérifier emballage et la référence au moment de la commande

*30,1×60,4

Concrete	CONTRACT	328
Geostone	FLOOR AND MORE	150
Heartstone	CONTRACT	318
Purestone	FLOOR AND MORE	164
Quarzite	CONTRACT	314
Stone Focus	CONTRACT	310

Ceramiche Piemme - Floor and More now represents: technology, minimalism, quality and the ability to adapt transversally to the choices made by its customers in terms of both style and, above all, lifestyle.

Ceramiche Piemme - Floor and More steht für: Technologie, Wesentlichkeit, Qualität und vielfältige Anpassungsfähigkeit an den Stil und die Lebensweise der Kunden.

Ceramiche Piemme - Floor and More est synonyme de technologie, qualité et capacité de s'adapter transversalement aux choix de style, mais surtout de vie de ses clients.

CERAMICHE PIEMME
FLOOR AND MORE

Ceramiche Piemme - Floor and More, rappresenta: tecnologia, essenzialità, qualità e capacità di adattarsi trasversalmente alle scelte di stile, ma soprattutto di vita, dei propri clienti.

PAGINA / PAGE

Marble Effect	14
Stone Effect	88
Cement Effect	202
Wood Effect	248
Contemporary	276



Marble Effect

Effetto Marmo / Marble Look / Marmoroptik / Effet Marbre

PAGINA / PAGE

Majestic Pure Selection	16
Majestic	28
Opulence	50
Elegance	64
Marmi Reali	74
Marmi Reali Mat	82

Majestic Pure Selection



Il fascino e l'eleganza del candore marmoreo italiano rivivono sulle superfici ceramiche di Majestic Pure Selection.
La speciale selezione di pregiati marmi Majestic in cui tutta la purezza del bianco viene esaltata dalle quattro trame nobili delle venature italiane più belle e ricercate, come Calacatta, Statuario, Arabescato e Dolomiti.




The allure and elegance of Italian white marble is reproduced on the ceramic surfaces of Majestic Pure Selection.
The special selection of fine Majestic marbles in which all the purity of white is enhanced by the four elegant patterns of the most beautiful and sought-after Italian veining, Calacatta, Statuario, Arabescato and Dolomiti.

Der Charme und die Eleganz des reinweißen italienischen Marmors erwecken sich auf den Keramikoberflächen von Majestic Pure Selection.
Die Reinheit der Weißsteine wird durch edle Zeichnung der vier schönsten und begehrtesten italienischen Marmore wie Calacatta, Statuario, Arabescato und Dolomiti betont.

Le charme et l'élégance de la blancheur éblouissante du marbre italien reprennent vie sur les surfaces céramiques de Majestic Pure Selection. Dans cette sélection spéciale de marbres précieux Majestic, toute la pureté du blanc est exaltée par les quatre lacs de nobles veinages italiens parmi les plus beaux et les plus recherchés : Calacatta, Statuario, Arabescato et Dolomiti.

4

Colori
Colours
Farben
Couleurs



3

Formati
Sizes
Formate
Formats

119,5×119,5
47½"×47½"



*60×119,5
24"×47½"



*60×60
24"×24"



2

Spessori
Thickness
Stärke
Épaisseur

9

9,5

2

Superfici
Surfaces
Oberflächen
Surfaces

Naturale Levigato

i

Effetto Marmo
Marble Look
Marmoroptik
Effet Marbre

Rivestimento
Wall Tiles
Wandfliesen
Revêtement

Pavimento
Floor Tiles
Bodenfliesen
Sol

Gres fine porcellanato ad impasto colorato
Coloured-body fine porcelain stoneware
Feinsteinzeug aus farbiger Masse
Grès cérame fin à pâte colorée

Tecnologia digitale
Digital technology
Digital Technologie
Technologie numérique

*Attenzione: verificare in fase di ordine il codice e l'imballo


*Note: In the ordering phase please check code and packaging

*Bitteachten: Beim Bestellen bitte die Kodenummer und die Verpackung kontrollieren

*Attention : Merci de vérifier emballage et la référence au moment de la commande



Superb Statuario



± 9


119,5×119,5

03921 | Superb Statuario Lev/Ret



60×119,5

03908 | Grove Lev/Ret
(mix 6 graphics)



60×119,5

03909 | Foliage Nat/Ret
(mix 6 graphics)



± 9,5


60×119,5

03901 | Superb Statuario Nat/Ret
03905 | Superb Statuario Lev/Ret



30×30

03926 | Mosaico Superb Statuario Nat/Ret
03931 | Mosaico Superb Statuario Lev/Ret

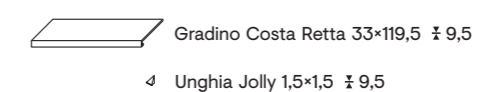
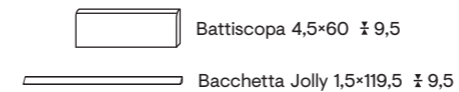


± 9,5

60×60

03912 | Superb Statuario Nat/Ret
03916 | Superb Statuario Lev/Ret

Pezzi speciali
Special pieces





Glorious Arabescato



± 9


119,5×119,5
03922 | Glorious Arabescato Lev/Ret



60×119,5
03908 | Grove Lev/Ret
(mix 6 graphics)



60×119,5
03909 | Foliage Nat/Ret
(mix 6 graphics)



± 9,5

60×119,5
03902 | Glorious Arabescato Nat/Ret
03906 | Glorious Arabescato Lev/Ret



30×30
03927 | Mosaico Glorious Arabescato Nat/Ret
03932 | Mosaico Glorious Arabescato Lev/Ret



± 9,5

60×60
03913 | Glorious Arabescato Nat/Ret
03917 | Glorious Arabescato Lev/Ret



Gres fine porcellanato ad impasto colorato / Tecnologia digitale
Coloured-body fine porcelain stoneware / Digital technology

Feinsteinzeug aus farbiger Masse / Digital Technologie
Grès cérame fin à pâte colorée / Technologie numérique

Marble Effect
PREMIUM

Sublime Dolomiti



€ 9

119,5×119,5
03923 | Sublime Dolomiti Lev/Ret



60×119,5
03908 | Grove Lev/Ret
(mix 6 graphics)




60×119,5
03909 | Foliage Nat/Ret
(mix 6 graphics)



€ 9,5

60×119,5
03903 | Sublime Dolomiti Nat/Ret
03907 | Sublime Dolomiti Lev/Ret



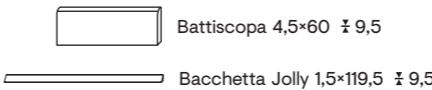
30×30
03928 | Mosaico Sublime Dolomiti Nat/Ret
03933 | Mosaico Sublime Dolomiti Lev/Ret



€ 9,5

60×60
03914 | Sublime Dolomiti Nat/Ret
03918 | Sublime Dolomiti Lev/Ret

Pezzi speciali
Special pieces



Battiscopa 4,5×60 € 9,5

Bacchetta Jolly 1,5×119,5 € 9,5

Gradino Costa Retta 33×119,5 € 9,5

Unghia Jolly 1,5×1,5 € 9,5



Magnificent Calacatta




± 9


119,5×119,5
03919 | Magnificent Calacatta Lev/Ret



60×119,5
03908 | Grove Lev/Ret
(mix 6 graphics)



60×119,5
03909 | Foliage Nat/Ret
(mix 6 graphics)




± 9,5

60×119,5
03899 | Magnificent Calacatta Nat/Ret
03904 | Magnificent Calacatta Lev/Ret



30×30
03925 | Mosaico Magnificent Calacatta Nat/Ret
03929 | Mosaico Magnificent Calacatta Lev/Ret



± 9,5

60×60
03911 | Magnificent Calacatta Nat/Ret
03915 | Magnificent Calacatta Lev/Ret

Majestic



La ricerca stilistica della collezione Majestic esce volutamente dagli schemi classici di utilizzo delle superfici effetto marmo, per vestire spazi residenziali e commerciali con uno stile eclettico e lussuoso.

The stylistic research of the Majestic collection deliberately goes beyond the classic patterns of use of marble-effect surfaces, to dress residential and commercial spaces with an eclectic and luxurious style.


Die stilistischen Recherchen der Kollektion Majestic gehen mit Absicht über die herkömmlichen Verwendungsmöglichkeiten der Oberflächen mit Marmoroptik hinaus, um Wohn- und Gewerbebereiche in eklektischem, luxuriösem Stil zu verkleiden.

La recherche stylistique de la collection Majestic sort volontairement des sentiers battus de l'utilisation du marbre en céramique, pour revêtir des surfaces résidentielles et commerciales avec un style éclectique et luxueux.

8

Colori
Colours
Farben
Couleurs

Apuanian White



Queen's Tiara



Imperial Pearl



Precious Gem




Majestic Onix



Supreme Grey



Glam Black



Royal Nero



4

Formati
Sizes
Formate
Formats

119,5×119,5
47½"×47½"



*60×119,5
24"×47½"



*60×60
24"×24"



*30×60
12"×24"



2

Spessori
Thickness
Stärke
Épaisseur

±9

±9,5

2

Superfici
Surfaces
Oberflächen
Surfaces

Naturale

Levigato

2

Strutture 3D
3D structures
Strukturen
Decorations and relief

Stripes



Velvet



i

Effetto Marmo
Marble Look
Marmoroptik
Effet Marbre

Rivestimento
Wall Tiles
Wandfliesen
Revêtement

Pavimento
Floor Tiles
Bodenfliesen
Sol

Gres fine porcellanato
Fine porcelain stoneware
Feinsteinzeug
Grès cérame fin

Tecnologia digitale
Digital technology
Digital Technologie
Technologie numérique

*Attenzione: verificare in fase di ordine il codice e l'imballo

*Note: In the ordering phase please check code and packaging

*Bitteachten: Beim Bestellen bitte die Kodenummer und die Verpackung kontrollieren

*Attention: Merci de vérifier emballage et la référence au moment de la commande

Apuanian White



€ 9

119,5×119,5


02587 | Apuanian White Lev/Ret



€ 9,5

60×119,5


02582 | Apuanian White Nat/Ret
02576 | Apuanian White Lev/Ret



€ 9,5

60×60

02569 | Apuanian White Nat/Ret
02563 | Apuanian White Lev/Ret




30×60

02592 | Majestic Embedded Cold Lev/Ret
(Mix 8 Graphics)



30×119,5

02596 | Stripes Apuanian White Nat/Ret



€ 9,5

30×60

02548 | Apuanian White Nat/Ret
02542 | Apuanian White Lev/Ret



30×119,5

02593 | Velvet Apuanian White Nat/Ret



7,5×30

02638 | Brick Stripes
Apu. White Nat/Ret



7,5×30

02635 | Brick Velvet
Apu. White Nat/Ret



7,5×30

02642 | Brick
Apu. White Nat/Ret

Apuanian White



60×119,5

***02628** | Majestic Abbey
Road A Ret

60×119,5

***02629** | Majestic Abbey
Road B Ret



60×119,5

***02627** | Majestic Jungle Cold Lev/Ret
(Mix 2 Different Decors)



60×119,5

02599 | Majestic Mix Art Lev/Ret
(Mix 2 Different Decors)



34×36

02615 | Hexagon
Apuanian White Lev




31×35

02622 | Majestic Net
Apuanian White Lev



28×32,5

02634 | Majestic
Arrows Cold Lev



30×30



***02632** | Mosaico Jungle
Cold Lev



30×30

02645 | Cube Apuanian
White Nat

* Decori realizzati con smalti e metalli preziosi. Vedere nota a pag. 394-395
Decors made with glazes and precious metals. See note on pages 394-395
Dekore aus Glasuren und Edelmetallen. Siehe Hinweis auf Seiten 394-395
Décors réalisés avec des émaux et des métaux précieux. Voir note aux pages 394-395






Queen's Tiara



± 9,5

60×119,5

02656 | Queen's Tiara Nat/Ret
02651 | Queen's Tiara Lev/Ret



± 9,5

60×60

02655 | Queen's Tiara Nat/Ret
02652 | Queen's Tiara Lev/Ret



± 9,5


30×60

02654 | Queen's Tiara Nat/Ret
02653 | Queen's Tiara Lev/Ret



60×119,5

***02627** | Majestic Jungle Cold Lev/Ret
(Mix 2 Different Decors)



60×119,5

02599 | Majestic Mix Art Lev/Ret
(Mix 2 Different Decors)



34×36



02660 | Hexagon
Queen's Tiara Lev



31×35

02661 | Majestic Net
Queen's Tiara Lev

* Decori realizzati con smalti e metalli preziosi. Vedere nota a pag. 394-395
Decors made with glazes and precious metals. See note on pages 394-395
Dekore aus Glasuren und Edelmetallen. Siehe Hinweis auf Seiten 394-395
Décors réalisés avec des émaux et des métaux précieux. Voir note aux pages 394-395





Imperial Pearl



± 9,5

60×119,5
02584 | Imperial Pearl Nat/Ret
02578 | Imperial Pearl Lev/Ret



± 9,5

60×60
02572 | Imperial Pearl Nat/Ret
02565 | Imperial Pearl Lev/Ret



± 9,5

30×60
02550 | Imperial Pearl Nat/Ret
02544 | Imperial Pearl Lev/Ret



60×119,5

***02626** | Majestic Jungle Warm Lev/Ret
(Mix 2 Different Decors)



60×119,5

02599 | Majestic Mix Art Lev/Ret
(Mix 2 Different Decors)



34×36

02617 | Hexagon
Imperial Pearl Lev



31×35

02624 | Majestic Net
Imperial Pearl Lev




30×60

02591 | Majestic Embedded Warm Lev/Ret
(Mix 8 Graphics)



28×32,5

02633 | Majestic Arrows
Warm Lev



30×30

***02631** | Mosaico
Jungle Warm Lev

* Decori realizzati con smalti e metalli preziosi. Vedere nota a pag. 394-395
Decors made with glazes and precious metals. See note on pages 394-395
Dekore aus Glasuren und Edelmetallen. Siehe Hinweis auf Seiten 394-395
Décors réalisés avec des émaux et des métaux précieux. Voir note aux pages 394-395




Precious Gem



± 9,5

60×119,5

02665 | Precious Gem Nat/Ret
02662 | Precious Gem Lev/Ret



± 9,5

60×60

02666 | Precious Gem Nat/Ret
02663 | Precious Gem Lev/Ret



± 9,5


30×60

02667 | Precious Gem Nat/Ret
02664 | Precious Gem Lev/Ret



60×119,5

***02626** | Majestic Jungle Warm Lev/Ret
(Mix 2 Different Decors)




60×119,5

02599 | Majestic Mix Art Lev/Ret
(Mix 2 Different Decors)



34×36

02676 | Hexagon
Precious Gem Lev



31×35

02677 | Majestic Net
Precious Gem Lev



* Decori realizzati con smalti e metalli preziosi. Vedere nota a pag. 394-395
Decors made with glazes and precious metals. See note on pages 394-395
Dekore aus Glasuren und Edelmetallen. Siehe Hinweis auf Seiten 394-395
Décors réalisés avec des émaux et des métaux précieux. Voir note aux pages 394-395



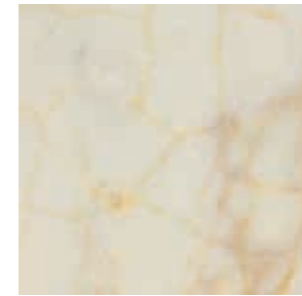
Majestic Onyx



€ 9,5

60x119,5

02583 | Majestic Onyx Nat/Ret
02577 | Majestic Onyx Lev/Ret



€ 9,5

60x60

02571 | Majestic Onyx Nat/Ret
02564 | Majestic Onyx Lev/Ret



€ 9,5


30x60

02549 | Majestic Onyx Nat/Ret
02543 | Majestic Onyx Lev/Ret



60x119,5

***02626** | Majestic Jungle Warm Lev/Ret
(Mix 2 Different Decors)



60x119,5

02599 | Majestic Mix Art Lev/Ret
(Mix 2 Different Decors)




34x36

02616 | Hexagon Majestic
Onyx Lev



31x35

02623 | Majestic Net
Majestic Onyx Lev



30x30


***02631** | Mosaico
Jungle Warm Lev

* Decori realizzati con smalti e metalli preziosi. Vedere nota a pag. 394-395
Decors made with glazes and precious metals. See note on pages 394-395
Dekore aus Glasuren und Edelmetallen. Siehe Hinweis auf Seiten 394-395
Décors réalisés avec des émaux et des métaux précieux. Voir note aux pages 394-395

Pezzi speciali
Special pieces




Battiscopa 8x60 € 9,5
Battiscopa 6,5x119,5 € 9,5



Gradino Costa Retta 33x119,5 € 9,5

Supreme Grey



± 9

119,5×119,5

02588 | Supreme Grey Lev/Ret



± 9,5

60×119,5

02585 | Supreme Grey Nat/Ret
02579 | Supreme Grey Lev/Ret



± 9,5

60×60

02573 | Supreme Grey Nat/Ret
02566 | Supreme Grey Lev/Ret



30×60

02591 | Majestic Embedded Warm Lev/Ret
(Mix 8 Graphics)



30×119,5

02598 | Stripes Supreme Grey Nat/Ret



30×119,5

02595 | Velvet Supreme Grey Nat/Ret



7,5×30

02641 | Brick Stripes
Supreme Grey Nat/Ret



7,5×30

02637 | Brick Velvet
Supreme Grey Nat/Ret



7,5×30

02644 | Brick Supreme
Grey Nat/Ret

Supreme Grey



60×119,5

***02626** | Majestic Jungle Warm Lev/Ret
(Mix 2 Different Decors)




60×119,5

02599 | Majestic Mix Art Lev/Ret
(Mix 2 Different Decors)



34×36

02618 | Hexagon
Supreme Grey Lev




31×35

02625 | Majestic Net
Supreme Grey Lev



28×32,5

02633 | Majestic Arrows
Warm Lev



30×30



***02631** | Mosaico
Jungle Warm Lev



30×30


02647 | Cube
Supreme Grey Nat

* Decori realizzati con smalti e metalli preziosi. Vedere nota a pag. 394-395
Decors made with glazes and precious metals. See note on pages 394-395
Dekore aus Glasuren und Edelmetallen. Siehe Hinweis auf Seiten 394-395
Décors réalisés avec des émaux et des métaux précieux. Voir note aux pages 394-395






Glam Black



± 9

119,5×119,5


02586 | Glam Black Lev/Ret



± 9,5

60×119,5

02581 | Glam Black Nat/Ret
02575 | Glam Black Lev/Ret



± 9,5


60×60

02568 | Glam Black Nat/Ret
02562 | Glam Black Lev/Ret



60×119,5


02599 | Majestic Mix Art Lev/Ret
(Mix 2 Different Decors)



± 9,5


30×60

02547 | Glam Black Nat/Ret
02541 | Glam Black Lev/Ret



30×60

02592 | Majestic Embedded
Cold Lev/Ret (Mix 8 Graphics)





34×36

02614 | Hexagon
Glam Black Lev



31×35

02621 | Majestic Net
Glam Black Lev






Royal Nero



60x119,5

02580 | Royal Nero Nat/Ret
02574 | Royal Nero Lev/Ret




60x60

02567 | Royal Nero Nat/Ret
02561 | Royal Nero Lev/Ret



30x60

02546 | Royal Nero Nat/Ret
02539 | Royal Nero Lev/Ret



34x36

02613 | Hexagon
Royal Nero Lev



31x35

02619 | Majestic Net
Royal Nero Lev



60x119,5

***02628** | Majestic Abbey
Road A Ret

60x119,5

***02629** | Majestic Abbey
Road B Ret




30x119,5

02597 | Stripes Royal Nero Nat/Ret



30x119,5

02594 | Velvet Royal Nero Nat/Ret



30x30

***02632** | Mosaico
Jungle Cold Lev



30x30

***02631** | Mosaico
Jungle Warm Lev



28x32,5

02634 | Majestic Arrows
Cold Lev



30x30

02646 | Cube Royal Nero Nat



7,5x30

02639 | Brick Stripes
Royal Nero Nat/Ret



7,5x30



02636 | Brick Velvet
Royal Nero Nat/Ret



7,5x30

02643 | Brick Royal
Nero Nat/Ret

* Decori realizzati con smalti e metalli preziosi. Vedere nota a pag. 394-395
Decors made with glazes and precious metals. See note on pages 394-395
Dekore aus Glasuren und Edelmetallen. Siehe Hinweis auf Seiten 394-395
Décors réalisés avec des émaux et des métaux précieux. Voir note aux pages 394-395



Formato / Size	P	MM	Pezzi/Scatola Pieces/Box Stck/Karton Carreaux/Boîte	M ² Sqmt/Box Qm/Karton M2/Boîte	Kg/Scatola Kgs/Box Kg/Karton Kg/Boîte	Scatole/Paletta Boxes/Pallet Karton/Pallet Boîte/Palette	Mq/Paletta Sqmt/Pallet Qm/Pallet M2 /Palette	Kg/Paletta Kgs/Pallet Kg/Pallet Kg/Palette	Formato Paletta Size Pallet Format Pallet Dim. Palette
119,5x119,5 Lev Ret	P	9	2	2,860	55,50	22	62,92	1221	132x132x53
*60x119,5 Nat Ret	P	9,5	2	1,434	31	30	43,02	930	120x80x75
*60x119,5 Lev Ret	P	9,5	2	1,434	32	30	43,02	960	120x80x75
*60x60 Nat Ret	P	9,5	3	1,080	21,50	40	43,20	860	120x80x75
*60x60 Lev Ret	P	9,5	3	1,080	22,50	40	43,20	900	120x80x75
*30x60 Nat Ret	P	9,5	6	1,080	21,50	48	51,84	1032	120x80x75
*30x60 Lev Ret	P	9,5	6	1,080	22,50	48	51,84	1080	120x80x75
*60x119,5 Mix Art Lev	P	9,5	2	1,434	32	30	43,02	960	120x80x75
*60x119,5 Abbey Road	P	9,5	2	1,434	32	15	21,51	480	120x80x75
*60x119,5 Jungle	P	9,5	2	1,434	32	15	21,51	480	120x80x75
*30x60 Embedded	P	9,5	6	1,080	22,50	48	51,84	1080	120x80x75
*30x119,5 Stripes	P	9,5	4	1,434	31	36	51,62	1116	122x95x70
*30x119,5 Velvet	P	9,5	4	1,434	31	36	51,62	1116	122x95x70
*7,5x30 Brick Stripes	P	9,5	22	0,495	10,50	96			
*7,5x30 Brick Velvet	P	9,5	22	0,495	10,50	96			
*7,5x30 Brick	P	9,5	22	0,495	10,50	96			
*34x36 Hexagon	P	9,5	6	0,734	15,30	40			
*28x32,5 Arrows	P	9,5	6	0,546	11,50	54			
*31x35 Net	P	9,5	6	0,651	13,56	40			
*30x30 Cube	P	9,5	5	0,450	8	54			
*30x30 Mosaico Jungle	P	9,5	6	0,540	10,20	54			
Pezzi Speciali / Special Pieces									
33x119,5 Gradino Costa Retta Nat-Lev Ret	P	9,5	2	0,789	18,5	20			
8x60 Batt. Nat-Lev Ret	P	9,5	10	0,480	11	72			
6,5x119,5 Batt. Nat-Lev Ret	P	9,5	8	0,621	14	48			

*Attenzione: verificare in fase di ordine il codice e l'imballo
 *Note: In the ordering phase please check code and packaging
 *Bitteachten: Beim Bestellen bitte die Kodenummer und die Verpackung kontrollieren
 *Attention : Merci de vérifier emballage et la référence au moment de la commande

Formati Sizes					PEI	DIN 51130	DIN 51097	DCOF						
	119,5x119,5 47 1/8" x 47 1/8"	*60x119,5 24" x 47 1/8"	*60x60 24" x 24"	*30x60 12" x 24"					Mix Art *60x119,5 24" x 47 1/8"	Abbey Road A Abbey Road B *60x119,5 24" x 47 1/8"	Jungle *60x119,5 24" x 47 1/8"	Embedded *30x60 12" x 24"		
	Nat/Ret		02582	02569	02548	V4	V	R9	A	> 0,42		02628 02629		
	Lev/Ret	02587	02576	02563	02542							02599		02627
	Nat/Ret		02656	02655	02654	V4	V	R9	A	> 0,42			02627	
	Lev/Ret		02651	02652	02653							02599		02627
	Nat/Ret		02584	02572	02550	V4	V	R9	A	> 0,42				
	Lev/Ret		02578	02565	02544							02599		02626
	Nat/Ret		02665	02666	02667	V4	V	R9	A	> 0,42				
	Lev/Ret		02662	02663	02664							02599		02626
	Nat/Ret		02583	02571	02549	V4	V	R9	A	> 0,42				
	Lev/Ret		02577	02564	02543							02599		02626 02627
	Nat/Ret		02585	02573	02551	V4	V	R9	A	> 0,42				
	Lev/Ret	02588	02579	02566	02545							02599		02626
	Nat/Ret		02581	02568	02547	V4	IV	R9	A	> 0,42				
	Lev/Ret	02586	02575	02562	02541							02599		02627
	Nat/Ret		02580	02567	02546	V4	IV	R9	A	> 0,42		02628 02629		
	Lev/Ret		02574	02561	02539							02599		02626 02627

*Attenzione: verificare in fase di ordine il codice e l'imballo
 *Note: In the ordering phase please check code and packaging
 *Bitteachten: Beim Bestellen bitte die Kodenummer und die Verpackung kontrollieren
 *Attention : Merci de vérifier emballage et la référence au moment de la commande

Riepilogo Gamma

Collection
Serie
Gamme

		Strutture 3D 3D Structures									
		Stripes *30x119,5 12"x47 1/8"	Velvet *30x119,5 12"x47 1/8"	Brick Stripes *7,5x30 3"x12"	Brick Velvet *7,5x30 3"x12"	Brick *7,5x30 3"x12"	Hexagon *34x36 13 3/8"x14 1/8"	Arrows *28x32,5 11"x12 5/16"	Net *31x35 12 1/4"x13 5/16"	Cube *30x30 12"x12"	Mosaico Jungle *30x30 12"x12"
		▼ 9,5	▼ 9,5	▼ 9,5	▼ 9,5	▼ 9,5	▼ 9,5	▼ 9,5	▼ 9,5	▼ 9,5	▼ 9,5
	Nat/Ret	02596	02593	02638	02635	02642				02645	
	Lev/Ret						02615	02634	02622		02632
	Nat/Ret										
	Lev/Ret						02660		02661		
	Nat/Ret										
	Lev/Ret						02617	02633	02624		02631
	Nat/Ret										
	Lev/Ret						02676		02677		
	Nat/Ret										
	Lev/Ret						02616		02623		02631
	Nat/Ret	02598	02595	02641	02637	02644				02647	
	Lev/Ret						02618	02633	02625		02631
	Nat/Ret										
	Lev/Ret						02614		02621		
	Nat/Ret	02597	02594	02639	02636	02643				02646	
	Lev/Ret						02613	02634	02619		02632 02631

*Attenzione: verificare in fase di ordine il codice e l'imballo
 *Note: In the ordering phase please check code and packaging
 *Bitteachten: Beim Bestellen bitte die Kodenummer und die Verpackung kontrollieren
 *Attention : Merci de vérifier emballage et la référence au moment de la commande

Riepilogo Gamma

Collection
Serie
Gamme

		Pezzi Speciali Special Pieces				
		Gradino Costa Retta 33x119,5 13"x47 1/4"	Battiscopa 8x60 3 1/8"x24"	Battiscopa 6,5x119,5 2 1/2"x47 1/8"		
		▼ 9,5	▼ 9,5	▼ 9,5		
	Nat/Ret	02760	02712	02728	V4	
	Lev/Ret	02752	02704	02720		
	Nat/Ret	02764	02716	02732	V4	
	Lev/Ret	03739	02708	02724		
	Nat/Ret	02762	02714	02730	V4	
	Lev/Ret	02754	02706	02722		
	Nat/Ret	02765	02717	02733	V4	
	Lev/Ret	03741	02709	02725		
	Nat/Ret	02761	02713	02729	V4	
	Lev/Ret	02753	02705	02721		
	Nat/Ret	02763	02715	02731	V4	
	Lev/Ret	03738	02707	02723		
	Nat/Ret	02759	02711	02727	V4	
	Lev/Ret	02751	02703	02719		
	Nat/Ret	02758	02710	02726	V4	
	Lev/Ret	02750	02702	02718		

Opulence



Il team di ricerca Ceramiche Piemme, costantemente impegnato nell'innovazione di prodotto, ha realizzato un progetto esclusivo e ben articolato, declinandolo in cinque eleganti essenze, per donare agli ambienti tutta l'inconfondibile personalità dello stile Ceramiche Piemme.

The Ceramiche Piemme research team, constantly engaged in product innovation, has worked to create an exclusive and highly structured design featuring five elegant colours in order to characterise the environments with unmistakable personality of the Ceramiche Piemme style.


Entwicklungsteam von Ceramiche Piemme nun ein exquisites, ausgefeiltes Konzept vorgelegt, das fünf elegante Gesteine umfasst, herstellt im Einbrandverfahren, zur Seite gestellt werden. Damit bietet es alle Voraussetzungen für ausdrucksstarke Raumgestaltungen im Stil von Ceramiche Piemme.

Axée en permanence sur l'innovation de produit, l'équipe de recherche Ceramiche Piemme a examiné les tendances pour mettre au point un projet exclusif et complet. Elle l'a décliné en cinq colorations élégantes pour flanquer les espaces de toute l'extraordinaire personnalité du style Ceramiche Piemme.

5

Colori
Colours
Farben
Couleurs


Bliss




Delight



Eccentric



Pleasure



Caprice



4

Formati
Sizes
Formate
Formats

*60×119,5
24"×47½"



*89,5×89,5
35¼"×35¼"



*60×60
24"×24"



*30×60
12"×24"



1

Spessori
Thickness
Stärke
Epaisseur

±9,5

1

Superfici
Surfaces
Oberflächen
Surfaces

Levigato

i

Effetto Marmo
Marble Look
Marmoroptik
Effet Marbre

Rivestimento
Wall Tiles
Wandfliesen
Revêtement

Pavimento
Floor Tiles
Bodenfliesen
Sol

Gres fine porcellanato ad impasto colorato
Coloured-body fine porcelain stoneware
Feinsteinzeug aus farbiger Masse
Grès cérame fin à pâte colorée

Tecnologia digitale
Digital technology
Digital Technologie
Technologie numérique

*Attenzione: verificare in fase di ordine il codice e l'imballo


*Note: In the ordering phase please check code and packaging

*Bitteachten: Beim Bestellen bitte die Kodenummer und die Verpackung kontrollieren

*Attention: Merci de vérifier emballage et la référence au moment de la commande



Bliss



± 9,5

89,5×89,5

03363 | Opulence Bliss Lev/Ret



± 9,5

60×60


03357 | Opulence Bliss Lev/Ret



± 9,5

30×60

03352 | Opulence Bliss Lev/Ret



± 9,5

60×119,5

03346 | Opulence Bliss Lev/Ret



60×119,5

03589 | Opulence Antique Light Lev/Ret
(mix 4 graphics)



60×119,5

*03591 | Opulence Botanic Lev/Ret




30×30

03443 | Opulence Balance Lev/Ret

* Decori realizzati con smalti e metalli preziosi. Vedere nota a pag. 394-395
Decors made with glazes and precious metals. See note on pages 394-395
Dekore aus Glasuren und Edelmetallen. Siehe Hinweis auf Seiten 394-395
Décors réalisés avec des émaux et des métaux précieux. Voir note aux pages 394-395




Delight



± 9,5

89,5×89,5

03364 | Opulence Delight Lev/Ret



± 9,5

60×60


03358 | Opulence Delight Lev/Ret



± 9,5

30×60

03353 | Opulence Delight Lev/Ret



± 9,5

60×119,5

03347 | Opulence Delight Lev/Ret



60×119,5

03589 | Opulence Antique Light Lev/Ret
(mix 4 graphics)



60×119,5

*03591 | Opulence Botanic Lev/Ret




30×60

03444 | Opulence Vertigo Lev/Ret


* Decori realizzati con smalti e metalli preziosi. Vedere nota a pag. 394-395
Decors made with glazes and precious metals. See note on pages 394-395
Dekore aus Glasuren und Edelmetallen. Siehe Hinweis auf Seiten 394-395
Décors réalisés avec des émaux et des métaux précieux. Voir note aux pages 394-395



Eccentric




89,5×89,5
03366 | Opulence Eccentric Lev/Ret




60×60
03361 | Opulence Eccentric Lev/Ret



30×60
03355 | Opulence Eccentric Lev/Ret



60×119,5
03349 | Opulence Eccentric Lev/Ret



60×119,5
03588 | Opulence Antique Dark Lev/Ret
(mix 4 graphics)



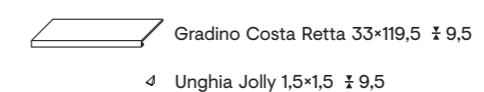
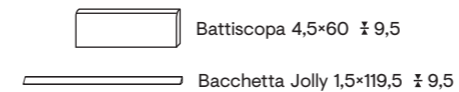
60×119,5
***03591** | Opulence Botanic Lev/Ret



30×60
03444 | Opulence Vertigo Lev/Ret


*Decori realizzati con smalti e metalli preziosi. Vedere nota a pag. 394-395
Decors made with glazes and precious metals. See note on pages 394-395
Dekore aus Glasuren und Edelmetallen. Siehe Hinweis auf Seiten 394-395
Décors réalisés avec des émaux et des métaux précieux. Voir note aux pages 394-395

Pezzi speciali
Special pieces






Pleasure



± 9,5

89,5×89,5


03365 | Opulence Pleasure Lev/Ret



± 9,5

60×60


03359 | Opulence Pleasure Lev/Ret



± 9,5

30×60


03354 | Opulence Pleasure Lev/Ret



± 9,5

60×119,5

03348 | Opulence Pleasure Lev/Ret



60×119,5

03588 | Opulence Antique Dark Lev/Ret
(mix 4 graphics)



60×119,5

*03591 | Opulence Botanic Lev/Ret



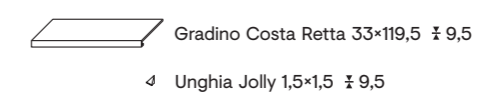
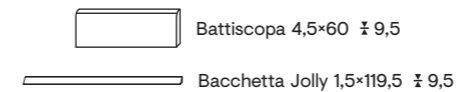
30×30

03443 | Opulence Balance Lev/Ret


* Decori realizzati con smalti e metalli preziosi. Vedere nota a pag. 394-395
Decors made with glazes and precious metals. See note on pages 394-395
Dekore aus Glasuren und Edelmetallen. Siehe Hinweis auf Seiten 394-395
Décors réalisés avec des émaux et des métaux précieux. Voir note aux pages 394-395



Pezzi speciali
Special pieces



Caprice



89,5×89,5
03367 | Opulence Caprice Lev/Ret



60×60
03362 | Opulence Caprice Lev/Ret




30×60
03356 | Opulence Caprice Lev/Ret




60×119,5
03351 | Opulence Caprice Lev/Ret



60×119,5
03589 | Opulence Antique Light Lev/Ret
(mix 4 graphics)



60×119,5
03588 | Opulence Antique Dark Lev/Ret
(mix 4 graphics)



25×50
03445 | Opulence Illusion Lev/Ret










Imballi




Packing
Verpackung
Emballage

Formati Sizes	± MM	Pezzi Scatola Pieces/Box Stck/Karton Carreaux/Boîte	Mq/Scatola Sqmt/Box Qm/Karton M2/Boîte	Kg/Scatola Kgs/Box Kg/Karton Kg/Boîte	Scatole/Paletta Boxes/Pallet Karton/Palette Boîte/Palette	Mq/Paletta Sqmt/Pallet Qm/Pallet M2/Palette	Kg/Paletta Kgs/Pallet Kg/Pallet Kg/Palette	Formato Paletta Size Pallet Format Pallet Dim. Palette	
*89,5×89,5 (35¼"×35¼") Lev/Ret	P	9,5	2	1,602	36,50	20	32,04	730	94x110x60
*60×119,5 (24"×47¼") Lev/Ret	P	9,5	2	1,434	32,00	30	43,02	960	120x80x75
*60×60 (24"×24") Lev/Ret	P	9,5	3	1,08	22,50	40	43,2	900	120x80x75
*30×60 (12"×24") Lev/Ret	P	9,5	6	1,08	22,50	48	51,84	1080	120x80x75
*60×119,5 (24"×47¼") Antique Lev/Ret	P	9,5	2	1,434	32,00	30	43,02	960	120x80x75
*60×119,5 (24"×47¼") Botanic Lev/Ret	P	9,5	2	1,434	32,00	15	-	-	-
*30×60 (12"×24") Vertigo Lev/Ret	P	9,5	5	0,9	19	24	21,6	456	120x80x75
*25×50 (10"×20") Illusion Lev/Ret	P	9,5	4	0,5	10,5	40	-	-	-
*30×30 (12"×12") Balance	P	9,5	6	0,54	11,5	54	-	-	-
Pezzi Speciali / Special Pieces									
33×119,5 (13"×47¼") Gradino Costa Retta Lev/Ret	P	9,5	2	0,789	18,50	20	-	-	-
4,5×60 (1¾"×24") Battiscopa Lev/Ret	P	9,5	14	0,378	8,00	80	-	-	-
1,5×119,5 (¾"×47¼") Bacchetta Jolly Lev/Ret	P	9,5	6	0,108	2,50	48	-	-	-
1,5×1,5 (¾"×¾") Unghia Jolly Lev/Ret	P	9,5	6	0,001	0,50	48	-	-	-

Riepilogo Gamma

Collection
Serie
Gamme









	Formati Sizes					
		*89,5×89,5 35¼×35¼"	*60×119,5 24×47½"	*60×60 24×24"	*30×60 12×24"	
		± 9,5	± 9,5	± 9,5	± 9,5	
 Bliss	Lev/Ret	03363	03346	03357	03352	V4
 Delight	Lev/Ret	03364	03347	03358	03353	V4
 Eccentric	Lev/Ret	03366	03349	03361	03355	V4
 Pleasure	Lev/Ret	03365	03348	03359	03354	V4
 Caprice	Lev/Ret	03367	03351	03362	03356	V4



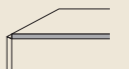
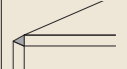
			
	Antique Light *60×119,5 24×47½"	Antique Dark *60×119,5 24×47½"	Botanic *60×119,5 24×47½"
	± 9,5	± 9,5	± 9,5
	03589		03591
	03589		03591
		03588	03591
		03588	03591
	03589	03588	

*Attenzione: verificare in fase di ordine il codice e l'imballo
 *Note: In the ordering phase please check code and packaging
 *Bitteachten: Beim Bestellen bitte die Kodenummer und die Verpackung kontrollieren
 *Attention : Merci de vérifier emballage et la référence au moment de la commande

Riepilogo Gamma

Collection
Serie
Gamme

	Formati Sizes				
		Vertigo *30×60 12×24"	Balance *30×30 12×12"	Illusion *25×50 10×20"	
		± 9,5	± 9,5	± 9,5	
 Bliss	Lev/Ret		03443		
 Delight	Lev/Ret	03444			
 Eccentric	Lev/Ret	03444			
 Pleasure	Lev/Ret		03443		
 Caprice	Lev/Ret			03445	

Pezzi Speciali Special Pieces				
				
Gradino Costa Retta 33×119,5 13×47½"	Battiscopa 4,5×60 1¾×24"	Bacchetta Jolly 1,5×119,5 ¾×47½"	Unghia Jolly 1,5×1,5 ¾×¾"	
± 9,5	± 9,5	± 9,5	± 9,5	
03381	03368	03386	03392	
03382	03376	03387	03393	
03384	03378	03389	03395	
03383	03377	03388	03394	
03385	03379	03391	03396	

*Attenzione: verificare in fase di ordine il codice e l'imballo
 *Note: In the ordering phase please check code and packaging
 *Bitteachten: Beim Bestellen bitte die Kodenummer und die Verpackung kontrollieren
 *Attention : Merci de vérifier emballage et la référence au moment de la commande

Elegance



Elegance è la soluzione ideale per arredare ogni ambiente con sobria raffinatezza. Grandi formati e texture che riproducono in ogni dettaglio i marmi più preziosi al mondo per una linea che ricopre di eleganza ogni superficie.

Elegance is the ideal solution for covering any interior with sober refinement. Large sizes and textures which reproduce in detail the most precious marbles in the world, for a line of materials capable of conveying elegance to any surface.

Elegance ist die ideale Lösung, um jedes Ambiente in schlichte Noblesse zu kleiden. Großformate und Texturen, die detailgetreu die wertvollsten Marmorsorten der Welt nachempfunden. Diese Fliesenlinie schenkt jeder Fläche bestechende Eleganz.

Elegance est la solution parfaite pour revêtir chaque pièce d'un raffinement sobre. De grands formats et des textures reproduisant fidèlement les marbres les plus précieux au monde, pour une ligne de carreaux habillant avec élégance chaque surface.

3

Colori
Colours
Farben
Couleurs

Via Condotti

Piazza di Spagna

Via della Spiga



4

Formati
Sizes
Formate
Formats

*60×119,5
24"×47½"

*30×119,5
12"×47½"

80×80
31½"×31½"

*60×60
24"×24"



2

Spessori
Thickness
Stärke
Epaisseur

±9,5

±10,5

1

Superfici
Surfaces
Oberflächen
Surfaces

Levigato

i

Effetto Marmo
Marble Look
Marmoroptik
Effet Marbre

Rivestimento
Wall Tiles
Wandfliesen
Revêtement

Pavimento
Floor Tiles
Bodenfliesen
Sol

Gres fine porcellanato ad impasto colorato
Coloured-body fine porcelain stoneware
Feinsteinzeug aus farbiger Masse
Grès cérame fin à pâte colorée

Tecnologia digitale
Digital technology
Digital Technologie
Technologie numérique

*Attenzione: verificare in fase di ordine il codice e l'imballo

*Note: In the ordering phase please check code and packaging

*Bitteachten: Beim Bestellen bitte die Kodenummer und die Verpackung kontrollieren


*Attention: Merci de vérifier emballage et la référence au moment de la commande




Via Condotti



03621 | Via Condotti Lev/Ret
80x80



03045 | Via Condotti Lev/Ret
60x119,5



01434 | Via Condotti Lev/Ret
60x60



03049 | Via Condotti Lev/Ret
30x119,5



01493 | Mosaico
Via Condotti
30x30



01497 | Intreccio
Condotti / Spiga
30x30



03453 | Via Condotti Jacquard R
30x119,5



01501 | Mosaico mix
Via Condotti
30x30



01512 | Via Condotti frame R
30x120



01499 | Mosaico design
Via Condotti
30x30



01541 | Bordo Via Condotti
5x30


* Decori realizzati con smalti e metalli preziosi. Vedere nota a pag. 394-395
Decors made with glazes and precious metals. See note on pages 394-395
Dekore aus Glasuren und Edelmetallen. Siehe Hinweis auf Seiten 394-395
Décors réalisés avec des émaux et des métaux précieux. Voir note aux pages 394-395

Pezzi speciali
Special pieces

Battiscopa 8x60 € 9,5
Battiscopa 8x80 € 10,5
Battiscopa 6,5x120 € 10,5




Piazza di Spagna



80x80
03838 | Piazza di Spagna Lev/Ret



60x119,5
03046 | Piazza di Spagna Lev/Ret



60x60
01435 | Piazza di Spagna Lev/Ret



30x119,5
03050 | Piazza di Spagna Lev/Ret



30x30
01494 | Mosaico
Piazza di Spagna



30x30
01502 | Mosaico mix
Piazza di Spagna



30x119,5
03454 | Piazza di Spagna Jacquard R



30x30
01500 | Mosaico design
Piazza di Spagna



30x120
01513 | Piazza di Spagna frame R



5x30
01542 | Bordo Piazza di Spagna

* Decori realizzati con smalti e metalli preziosi. Vedere nota a pag. 394-395
Decors made with glazes and precious metals. See note on pages 394-395
Dekore aus Glasuren und Edelmetallen. Siehe Hinweis auf Seiten 394-395
Décors réalisés avec des émaux et des métaux précieux. Voir note aux pages 394-395

Pezzi speciali
Special pieces

 Battiscopa 8x60 € 9,5
Battiscopa 8x80 € 10,5
Battiscopa 6,5x120 € 10,5




Via della Spiga



80×80
03622 | Via della Spiga Lev/Ret




60×119,5
03047 | Via della Spiga Lev/Ret



60×60
01436 | Via della Spiga Lev/Ret



30×119,5
03051 | Via della Spiga Lev/Ret



30×30
01495 | Mosaico
Via della Spiga



30×30
01497 | Intreccio
Condotti/Spiga




30×119,5
03455 | Via della Spiga Jacquard R



30×30
01501 | Mosaico mix
Via Condotti



30×30
01502 | Mosaico mix
Piazza di Spagna



30×120
01514 | Via della Spiga frame R



30×30
01499 | Mosaico design
Via Condotti



30×30
01500 | Mosaico design
Piazza di Spagna



5×30
01543 | Bordo Via della Spiga

* Decori realizzati con smalti e metalli preziosi. Vedere nota a pag. 394-395
Decors made with glazes and precious metals. See note on pages 394-395
Dekore aus Glasuren und Edelmetallen. Siehe Hinweis auf Seiten 394-395
Décors réalisés avec des émaux et des métaux précieux. Voir note aux pages 394-395

Pezzi speciali
Special pieces



Battiscopa 8×60 € 9,5
Battiscopa 8×80 € 10,5
Battiscopa 6,5×120 € 10,5

Imballi

Packing
Verpackung
Emballage

Formati Sizes	P	± MM								Formato Paletta Size Pallet Format Pallet Dim. Palette
			Pezzi Scatola Pieces/Box Stck/Karton Carreaux/Boîte	Mq/Scatola Sqmt/Box Qm/Karton M2/Boîte	Kg/Scatola Kgs/Box Kg/Karton Kg/Boîte	Scatole/Paletta Boxes/Pallet Karton/Palette Boîte/Palette	Mq/Paletta Sqmt/Pallet Qm/Pallet M2/Palette	Kg/Paletta Kgs/Pallet Kg/Pallet Kg/Palette		
80x80 (31½"x31½") Lev/Ret	P	9,5	2	1,28	27,5	50	64,00	1375	120x80x96	
*60x119,5 (24"x47½") Lev/Ret	P	9,5	2	1,434	32	30	43,02	960	120x80x75	
*60x60 (24"x24") Lev/Ret	P	9,5	3	1,08	22,5	40	43,2	900	120x80x75	
*30x119,5 (12"x47½") Lev/Ret	P	9,5	4	1,434	32	36	51,62	1152	120x80x45	
*30x119,5 (12"x47½") Jacquard	P	9,5	4	1,434	32	36	51,62	1152	120x80x45	
*30x120 (12"x47½") Frame	P	10,5	2	0,72	16,5	20	14,4	330	120x80x45	
*30x30 (12"x12") Mosaico (su rete)	P	9,5	6	0,54	10,2	54				
*30x30 (12"x12") Intreccio (su rete)	P	9,5	6	0,54	10,2	54				
*30x30 (12"x12") Mosaico Design (su rete)	P	9,5	6	0,54	10,2	54				
*30x30 (12"x12") Mosaico Mix (su rete)	P	9,5	6	0,54	10,2	54				
5x30 (2"x12") Bordo	P	10,5	10	0,15	2,5	140				
Pezzi Speciali / Special Pieces										
8x60 (3¼"x24") Battiscopa Lev/Ret	P	9,5	10	0,480	11	72	-	-	-	
8x80 (3¼"x31½") Battiscopa Lev/Ret	P	10,5	7	0,448	11	65	-	-	-	
6,5x120 (2½"x48") Battiscopa Lev/Ret	P	10,5	8	0,624	14	48	-	-	-	

*Attenzione: verificare in fase di ordine il codice e l'imballo
 *Note: In the ordering phase please check code and packaging
 *Bitteachten: Beim Bestellen bitte die Kodenummer und die Verpackung kontrollieren
 *Attention : Merci de vérifier emballage et la référence au moment de la commande

Riepilogo Gamma

Collection
Serie
Gamme

Formati Sizes	P	± MM					PEI
			80x80 31½"x31½"	*60x119,5 24"x47½"	*60x60 24"x24"	*30x119,5 12"x47½"	
Via Condotti	Lev/Ret	03621	03045	01434	03049	V3	V
Piazza di Spagna	Lev/Ret	03838	03046	01435	03050	V3	V
Via della Spiga	Lev/Ret	03622	03047	01436	03051	V3	V

Formati Sizes	P	± MM										
			Jacquard *30x119,5 12"x47½"	Frame *30x119,5 12"x47½"	Mosaico 30x30 Su Rete "12"x12" (½"x¼" Dot)	Intreccio 30x30 Su Rete "12"x12" (1¼"x1¼" Dot)	Mosaico Design 30x30 Su Rete "12"x12" (¾"x¾" Dot)	Mosaico Mix 30x30 Su Rete "12"x12" (¾"x¾" Dot)	Bordo 5x30 2"x12"	Battiscopa 8x80 3¼"x31½"	Battiscopa 8x60 3¼"x24"	Battiscopa 6,5x120 2½"x48"
Via Condotti	Lev/Ret	03453	01512	01493	01497	01499	01501	01541	01443	01447	01438	
Piazza di Spagna	Lev/Ret	03454	01513	01494		01500	01502	01542	01444	01448	01439	
Via della Spiga	Lev/Ret	03455	01514	01495	01497			01543	01445	01449	01441	

*Attenzione: verificare in fase di ordine il codice e l'imballo
 *Note: In the ordering phase please check code and packaging
 *Bitteachten: Beim Bestellen bitte die Kodenummer und die Verpackung kontrollieren
 *Attention : Merci de vérifier emballage et la référence au moment de la commande

Marmi Reali



La bellezza e la ricercatezza dei marmi più pregiati abbinata ad un gres porcellanato di elevata qualità. Le infinite variazioni del marmo rivivono in un materiale dalla grande profondità materica, grazie anche al processo di lucidatura che rende ogni lastra semplicemente perfetta.

The beauty and elegance of top-quality marbles combined with outstanding porcelain stoneware. The endless variations of marble relive in a material full of profound substance thanks among other things to the polishing process which makes every slab simply perfect.

Die Schönheit und Noblesse edelster Marmorarten vereint mit einem Feinsteinzeug von hoher Qualität. Unendliche Marmorvariationen leben in einem Material von großer plastischer Tiefe wieder auf. Dafür sorgt auch der Schleifprozess, der jede Platte einfach perfekt macht.

La beauté et le raffinement des marbres les plus prestigieux coordonnés à un grès cérame de grande qualité. Les variations infinies du marbre revivent dans ce matériau où l'aspect "matière" acquiert une grande profondeur grâce au procédé de polissage transformant chaque dalle en un modèle de perfection.

5

Colori
Colours
Farben
Couleurs

Carrara



Calacatta




Statuario Gold



Alabastro



Nero Reale



3

Formati
Sizes
Formate
Formats

80×80
31½"×31½"



*60×60
24"×24"



*30×60
12"×24"



1

Spessori
Thickness
Stärke
Épaisseur

±9,5

1

Superfici
Surfaces
Oberflächen
Surfaces

Levigato

i

Effetto Marmo
Marble Look
Marmoroptik
Effet Marbre

Rivestimento
Wall Tiles
Wandfliesen
Revêtement

Pavimento
Floor Tiles
Bodenfliesen
Sol

Gres fine porcellanato ad impasto colorato
Coloured-body fine porcelain stoneware
Feinsteinzeug aus farbiger Masse
Grès cérame fin à pâte colorée

Tecnologia digitale
Digital technology
Digital Technologie
Technologie numérique

*Attenzione: verificare in fase di ordine il codice e l'imballo

*Note: In the ordering phase please check code and packaging

*Bitteachten: Beim Bestellen bitte die Kodenummer und die Verpackung kontrollieren

*Attention : Merci de vérifier emballage et la référence au moment de la commande



Carrara




80x80
03851 | Carrara Lev/Ret



60x60
00221 | Carrara Lev/Ret




30x60
00222 | Carrara Lev/Ret



30x30
00552 | Carrara
Mosaico Lev/Ret



Calacatta



80x80
03665 | Calacatta Lev/Ret



60x60
69690 | Calacatta Lev/Ret




30x60
69800 | Calacatta Lev/Ret



30x30
69820 | Calacatta
Mosaico Lev/Ret




Statuario Gold



± 9,5

80x80
03664 | Statuario Gold Lev/Ret



± 9,5

60x60
00045 | Statuario Gold Lev/Ret



± 9,5

30x60
00048 | Statuario Gold Lev/Ret



30x30
00553 | Statuario Gold Mosaico Lev/Ret



Alabastro



± 9,5

80x80
03852 | Alabastro Lev/Ret



± 9,5

60x60
10180 | Alabastro Lev/Ret




± 9,5


30x60
39270 | Alabastro Lev/Ret



30x30
39330 | Alabastro Mosaico Lev/Ret




Nero Reale



60x60
27870 | Nero Reale Lev/Ret



30x60
39320 | Nero Reale Lev/Ret



30x30
39720 | Nero Reale Mosaico Lev/Ret



Imballi

Packing
Verpackung
Emballage

Formato / Size		± MM	Pezzi/Scatola Pieces/Box Stck/Karton Carreaux/Boîte	Mq/Scatola Sqmt/Box Qm/Karton M2/Boîte	Kg/Scatola Kgs/Box Kg/Karton Kg/Boîte	Scatole/Paletta Boxes/Pallet Karton/Pallet Boîte/Palette	Mq/Paletta Sqmt/Pallet Qm/Pallet M2 /Palette	Kg/Paletta Kgs/Pallet Kg/Pallet Kg/Palette	Formato Paletta Size Pallet Format Pallet Dim. Palette
80x80 Lev/Ret	P	9,5	2	1,28	27,5	50	64,00	1375	120x80x96
*60x60 Lev/Ret	P	9,5	3	1,08	22,5	40	43,20	900	120x80x75
*30x60 Lev/Ret	P	9,5	6	1,08	22,5	48	51,84	1080	120x80x75
*30x30 Mosaico (Su Rete)	P	9,5	5	0,45	8	60			
Pezzi Speciali / Special Pieces									
8x80 Battiscopa	P	10,5	7	0,448	11	65			
8x60 Battiscopa	P	9,5	10	0,48	11	72			
33x60 Gradino costa retta	P	9,5	2	0,396	18	40			

Riepilogo Gamma

Collection
Serie
Gamme

Formati Sizes		80x80 31½"x31½"	*60x60 24"x24"	*30x60 12"x24"	PEI	Mosaico *30x30 (su rete) 12"x12" / 2"x2" Dot	± 9,5	Pezzi Speciali Special Pieces			
		± 9,5	± 9,5	± 9,5				Battiscopa 8x80 3¼"x31½"	Battiscopa 8x60 3¼"x24"	Gradino costa retta 33x60 13x24"	
Carrara	Lev/Ret	03851	00221	V3	00222	V4	V	00552	00227	00232	00233
Calacatta	Lev/Ret	03665	69690	V3	69800	V4	V	69820	69650	69830	69840
Statuario Gold	Lev/Ret	03664	00045	V3	00048	V4	V	00553	00039	00061	00064
Alabastro	Lev/Ret	03852	10180	V3	39270	V4	V	39330	69640	31480	71360
Nero Reale	Lev/Ret		27870	V3	39320	V4	IV	39720		71250	73640

*Attenzione: verificare in fase di ordine il codice e l'imballo
*Note: In the ordering phase please check code and packaging
*Bitteachten: Beim Bestellen bitte die Kodenummer und die Verpackung kontrollieren
*Attention: Merci de vérifier emballage et la référence au moment de la commande

Marmi Reali Mat



La bellezza e la ricercatezza dei marmi più pregiati abbinata ad un gres porcellanato di elevata qualità.

The beauty and elegance of top-quality marbles combined with outstanding porcelain stoneware.

Die Schönheit und Noblesse edelster Marmorsorten vereint mit einem Feinsteinzeug von hoher Qualität.

La beauté et le raffinement des marbres les plus prestigieux coordonnés à un grès cérame de grande qualité.

3

Colori
Colours
Farben
Couleurs

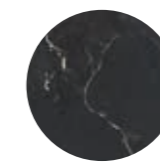
Carrara



Statuario Gold



Nero Reale



2

Formati
Sizes
Formate
Formats

*60×60
24"×24"



*30×60
12"×24"



1

Spessori
Thickness
Stärke
Epaisseur

±9,5

1


Superfici
Surfaces
Oberflächen
Surfaces

Naturale

1

Strutture 3D
3D structures
Strukturen
Decorations and relief

Esagonetta



i

Effetto Marmo
Marble Look
Marmoroptik
Effet Marbre

Rivestimento
Wall Tiles
Wandfliesen
Revêtement

Pavimento
Floor Tiles
Bodenfliesen
Sol

Gres fine porcellanato ad impasto colorato
Coloured-body fine porcelain stoneware
Feinsteinzeug aus farbiger Masse
Grès cérame fin à pâte colorée

Tecnologia digitale
Digital technology
Digital Technologie
Technologie numérique

*Attenzione: verificare in fase di ordine il codice e l'imballo

*Note: In the ordering phase please check code and packaging

*Bitteachten: Beim Bestellen bitte die Kodenummer und die Verpackung kontrollieren

*Attention: Merci de vérifier emballage et la référence au moment de la commande



Carrara



60x60
00374 | Carrara Mat/Ret



30x60
00378 | Carrara Mat/Ret



30x60
00392 | Esagonetta Carrara Mat/Ret



10x30
00405 | Carrara Mat/Ret



29x41,5
00409 | Esagono Carrara Mat/Ret



29x41,5
00622 | Esagono Mix Mat/Ret



30x30
00401 | Mosaico Carrara Mat/Ret



30x30
00413 | Ottagono Carrara Mat/Ret


Statuario Gold



60x60
00373 | Statuario Gold Mat/Ret



30x60
00377 | Statuario Gold Mat/Ret



30x60
00391 | Esagonetta Statuario Gold Mat/Ret



10x30
00404 | Statuario Gold Mat/Ret



29x41,5
00408 | Esagono Statuario Gold Mat/Ret



29x41,5
00622 | Esagono Mix Mat/Ret




30x30
00399 | Mosaico Statuario Gold Mat/Ret



30x30
00412 | Ottagono Statuario Gold Mat/Ret

Nero Reale




60x60
00376 | Nero Reale Mat/Ret



30x60
00381 | Nero Reale Mat/Ret



10x30
00407 | Nero Reale Mat/Ret




29x41,5
00411 | Esagono Nero Reale Mat/Ret



29x41,5
00622 | Esagono Mix Mat/Ret



30x30
00403 | Mosaico Nero Reale Mat/Ret



30x30
00415 | Ottagono Nero Reale Mat/Ret



Imballi

Packing
Verpackung
Emballage

Formato / Size		± MM	Pezzi/Scatola Pieces/Box Stck/Karton Carreaux/Boîte	Mq/Scatola Sqmt/Box Qm/Karton M2/Boîte	Kg/Scatola Kgs/Box Kg/Karton Kg/Boîte	Scatole/Paletta Boxes/Pallet Karton/Pallet Boîte/Palette	Mq/Paletta Sqmt/Pallet Qm/Pallet M2 /Palette	Kg/Paletta Kgs/Pallet Kg/Pallet Kg/Palette	Formato Paletta Size Pallet Format Pallet Dim. Palette
*60x60 Ret	P	9,5	3	1,08	21,5	40	43,20	860	120x80x75
*30x60 Ret	P	9,5	6	1,08	21,5	48	51,84	1032	120x80x75
*30x60 Esagonetta Ret	P	9,5	6	1,08	21,5	40	43,2	860	120x80x75
*10x30 Ret	P	9,5	12	0,36	7,4	84			
*30x30 Mosaico (Su Rete)	P	9,5	5	0,45	8,0	60			
*30x30 Ottagono (Su Rete)	P	9,5	5	0,45	9,0	60			
*29x41,5 Esagono (Su Rete) Pz/Mq 8,30	P	9,5	6	0,722	13,5	40			
Pezzi Speciali / Special Pieces									
8x60 Battiscopa	P	9,5	10	0,48	11	72			
30x60 Step	P	9,5	6	1,08	21,5	36			

Riepilogo Gamma

Collection
Serie
Gamme

	Formati Sizes	*60x60 24"x24"		*30x60 12"x24"		Strutture 3D 3D Structures			*10x30 4"x12"	Mosaico *30x30 (su rete) 12"x12" / 2"x2" Dot	Ottagono *30x30 (su rete) 12"x12"	Esagono *29x41,5 (su rete) 11 ^{3/8} "x16 ^{3/8} "	Pezzi Speciali Special Pieces		
		± 9,5	± 9,5	PEI	DIN5130	DCOF	± 9,5	± 9,5	± 9,5	± 9,5	± 9,5	Battiscopa 8x60 3 ^{1/8} "x24"	Step 30x60 12"x24"		
Carrara Mat	Ret	00374	V3	00378	V4	V	R9	>0,42	00392	00405	00401	00413	00409	00417	01326
Statuario Gold Mat	Ret	00373	V3	00377	V4	V	R9	>0,42	00391	00404	00399	00412	00408	00416	01618
Nero Reale Mat	Ret	00376	V3	00381	V4	IV	R9	>0,42		00407	00403	00415	00411	00419	01291
Mix												00622			

*Attenzione: verificare in fase di ordine il codice e l'imballo
*Note: In the ordering phase please check code and packaging
*Bitteachten: Beim Bestellen bitte die Kodenummer und die Verpackung kontrollieren
*Attention: Merci de vérifier emballage et la référence au moment de la commande



Stone Effect

Effetto Pietra / Stone Look / Natursteinoptik / Effet Pierre

PAGINA / PAGE

Ibla	90
Evoluta	102
Uniquestone	116
Bits&Pieces	132
Geostone	150
Purestone	164
Castlestone	174
More	188
Ardesia	198



Ibla



Ibla è una serie in gres porcellanato di ultima generazione, estremamente ricca nell'assortimento che offre al progettista innumerevoli soluzioni d'utilizzo, tutte perfettamente coordinabili tra loro per realizzare un progetto architettonico di altissimo livello sotto l'aspetto sia tecnico che estetico, coniugando la grande tradizione creativa all'eccellente innovazione tecnologica e produttiva Italiana.

Ibla is a latest-generation porcelain stoneware series with an extremely rich assortment, offering the architect countless potentials for use, all perfectly matchable as the basis for architectural projects with the highest technical and aesthetic values, as a great creative tradition is paired with Italian excellence in technological and production innovation.

Ibla ist eine Feinsteinzeugserie, die dem jüngsten Stand der Technik entspricht. Ihr umfangreiches Sortiment bietet Architekten und Planern zahlreiche, perfekt kombinierbare Lösungen für Architekturprojekte, die technisch und ästhetisch höchste Ansprüche erfüllen, und in denen sich Kreativität mit innovativer Technik und Produktion im Zeichen italienischer Exzellenz verbinden.

Ibla est une série en grès cérame de dernière génération. La grande richesse de son assortiment offre au concepteur d'innombrables solutions d'utilisation, toutes parfaitement coordonnées : c'est l'assurance de pouvoir créer un projet architectural d'un niveau technique et esthétique de haute volée, conjuguant la grande tradition créative avec l'excellence italienne en matière d'innovation, de technologie et de production.

4

Colori
Colours
Farben
Couleurs

Ibla Linfa



Ibla Colofonia



Ibla Resina



Ibla Nera



5

Formati
Sizes
Formate
Formats

*60×119,5
24"×47½"



*30×119,5
12"×47½"



*60×60
24"×24"



*10×60
4"×24"



*10×53
4"×20"



1

Spessori
Thickness
Stärke
Epaisseur

±9,5

2

Superfici
Surfaces
Oberflächen
Surfaces

Naturale

Lappato

1

Strutture 3D
3D structures
Strukturen
Décorations en relief

Tombolo



i



Tecnologia - Technology - Technologie:
Synchro Digit Piemme
Superficie con struttura digitale sincronizzata
Synchronized digital structured surface
Im synchronisierten Digitaldruckverfahren hergestellte 3D-Oberfläche
Surface avec texture et finition par impression numérique synchronisée

Gres fine porcellanato ad impasto colorato
Coloured-body fine porcelain stoneware
Feinsteinzeug aus farbiger Masse
Grès cérame fin à pâte colorée

Effetto Pietra
Stone Look
Natursteinoptik
Effet Pierre

Rivestimento
Wall Tiles
Wandfliesen
Revêtement

Pavimento
Floor Tiles
Bodenfliesen
Sol

*Attenzione: verificare in fase di ordine il codice e l'imballo

*Note: In the ordering phase please check code and packaging

*Bitteachten: Beim Bestellen bitte die Kodenummer und die Verpackung kontrollieren

*Attention: Merci de vérifier emballage et la référence au moment de la commande



Ibla Linfa

Per un risultato di posa ottimale si consiglia di prelevare le piastrelle da 5/6 scatole contemporaneamente.

For best installation results, we suggest taking the tiles from 5/6 boxes at the same time.



± 9,5

60x119,5
03976 | Ibla Linfa Nat/Ret
03980 | Ibla Linfa Lap/Ret



± 9,5

60x60
03984 | Ibla Linfa Nat/Ret
03988 | Ibla Linfa Lap/Ret




28,2x28,5

04007 | Opus Linfa Mix Lap/Nat



± 9,5

30x119,5
03992 | Ibla Linfa Nat/Ret
03996 | Ibla Linfa Lap/Ret



± 9,5

10x53
04016 | Chevron Linfa Nat/Ret
04021 | Chevron Linfa Lap/Ret



30x30

04012 | Ragusa Linfa Mix Lap/Nat



60x119,5

04004 | Ibla Zagara Light Nat/Ret



± 9,5

10x60
04025 | Listoncino Linfa Nat/Ret
04029 | Listoncino Linfa Lap/Ret



60x119,5


04002 | Ibla Tombolo Light Lap/Ret



Ibla Colofonia

Per un risultato di posa ottimale si consiglia di prelevare le piastrelle da 5/6 scatole contemporaneamente.


For best installation results, we suggest taking the tiles from 5/6 boxes at the same time.



± 9,5

60×119,5

03977 | Ibla Colofonia Nat/Ret
03981 | Ibla Colofonia Lap/Ret



± 9,5

60×60

03985 | Ibla Colofonia Nat/Ret
03989 | Ibla Colofonia Lap/Ret



28,2×28,5


04008 | Opus Colofonia Mix Lap/Nat



± 9,5

30×119,5

03993 | Ibla Colofonia Nat/Ret
03997 | Ibla Colofonia Lap/Ret



± 9,5

10×53

04017 | Chevron Colofonia Nat/Ret
04022 | Chevron Colofonia Lap/Ret



30×30

04013 | Ragusa Colofonia Mix Lap/Nat



± 9,5

10×60

04026 | Listoncino Colofonia Nat/Ret
04031 | Listoncino Colofonia Lap/Ret



Ibla Resina

Per un risultato di posa ottimale si consiglia di prelevare le piastrelle da 5/6 scatole contemporaneamente.

For best installation results, we suggest taking the tiles from 5/6 boxes at the same time.



60x119,5

03978 | Ibla Resina Nat/Ret
03982 | Ibla Resina Lap/Ret



60x60

03986 | Ibla Resina Nat/Ret
03990 | Ibla Resina Lap/Ret




28,2x28,5

04009 | Opus Resina Mix Lap/Nat



30x119,5

03994 | Ibla Resina Nat/Ret
03998 | Ibla Resina Lap/Ret



10x53

04018 | Chevron Resina Nat/Ret
04023 | Chevron Resina Lap/Ret



30x30

04014 | Ragusa Resina Mix Lap/Nat





60x119,5

04005 | Ibla Zagara Mid Nat/Ret



10x60

04027 | Listoncino Resina Nat/Ret
04032 | Listoncino Resina Lap/Ret





Ibla Nera

Per un risultato di posa ottimale si consiglia di prelevare le piastrelle da 5/6 scatole contemporaneamente.


For best installation results, we suggest taking the tiles from 5/6 boxes at the same time.



± 9,5

60×119,5

03975 | Ibla Nera Nat/Ret
 03979 | Ibla Nera Lap/Ret



± 9,5


60×60

03983 | Ibla Nera Nat/Ret
 03987 | Ibla Nera Lap/Ret



28,2×28,5

04006 | Opus Nera Mix Lap/Nat



± 9,5

30×119,5

03991 | Ibla Nera Nat/Ret
 03995 | Ibla Nera Lap/Ret



± 9,5

10×53

04015 | Ibla Chevron Nera Nat/Ret
 04019 | Ibla Chevron Nera Lap/Ret



30×30

04011 | Ragusa Nera Mix Lap/Nat



60×119,5


04003 | Ibla Zagara Dark Nat/Ret



± 9,5


10×60

04024 | Listoncino Nera Nat/Ret
 04028 | Listoncino Nera Lap/Ret



60×119,5

04001 | Ibla Tombolo Dark Lap/Ret



Formati Sizes	P	± MM							
			Pezzi Scatola Pieces/Box Stck/Karton Carreaux/Boîte	Mq/Scatola Sqmt/Box Qm/Karton M2/Boîte	Kg/Scatola Kgs/Box Kg/Karton Kg/Boîte	Scatole/Paletta Boxes/Pallet Karton/Palette Boîte/Palette	Mq/Paletta Sqmt/Pallet Qm/Pallet M2/Palette	Kg/Paletta Kgs/Pallet Kg/Pallet Kg/Palette	Formato Paletta Size Pallet Format Pallet Dim. Palette
*60×119,5 (24"×47½") Nat/Ret - Lap/Ret	P	9,5	2	1,434	31,00	30	43,02	930	120x80x75
*30×119,5 (12"×47½") Nat/Ret - Lap/Ret	P	9,5	4	1,434	31,00	36	51,62	1116	120x80x45
*60×60 (24"×24") Nat/Ret - Lap/Ret	P	9,5	3	1,08	21,50	40	43,2	860	120x80x75
*60×119,5 (24"×47½") Tombolo Lap/Ret	P	9,5	2	1,434	31,00	30	43,02	930	120x80x75
*60×119,5 (24"×47½") Zagara Nat/Ret	P	9,5	2	1,434	31,00	30	43,02	930	120x80x75
*10×60 (4"×24") Listoncino Nat/Ret - Lap/Ret	P	9,5	10	0,6	12,50	72	43,20	900	120×80×75
*10×53 (4"×20") Chevron Nat/Ret - Lap/Ret	P	9,5	12	0,636	13,20	60	38,16	792	120x80x75
*28,2×28,5 (11"×11¼") Opus Mix Lap/Nat	P	9,5	6	0,482	9,5	60	-	-	-
*30×30 (12"×12") Ragusa Mix Lap/Nat	P	9,5	5	0,45	8,5	60	-	-	-
Pezzi Speciali / Special Pieces									
33×119,5 (13"×47½") Gradino Costa Retta Nat/Ret - Lap/Ret	P	9,5	2	0,789	18,50	20	-	-	-
4,5×60 (1½"×24") Battiscopa Nat/Ret - Lap/Ret	P	9,5	14	0,378	8,00	80	-	-	-

*Attenzione: verificare in fase di ordine il codice e l'imballo
 *Note: In the ordering phase please check code and packaging
 *Bitteachten: Beim Bestellen bitte die Kodenummer und die Verpackung kontrollieren
 *Attention : Merci de vérifier emballage et la référence au moment de la commande



Formati Sizes	P	± MM														
			*60×119,5 24"×47½"	*30×119,5 12"×47½"	*60×60 24"×24"	Listoncino *10×60 4"×24"	Chevron *10×53 4"×20"	DIN 51130	DIN 51097	DCOF	BS EN 7976-2	Zagara *60×119,5 24"×47½"	Tombolo *60×119,5 24"×47½"	Opus Mix *28,2×28,5 11"×11¼"	Ragusa Mix *30×30 12"×12"	Gradino Costa Retta 33×119,5 13"×47½"
Ibla Linfa	Nat/Ret	03976	03992	03984	04025	04016	R10	A+B	>0.42	P3	04004				04043	04034
	Lap/Ret	03980	03996	03988	04029	04021	V3	R9	A	>0.42		04002			04047	04038
	Lap/Nat												04007	04012		
Ibla Colofonia	Nat/Ret	03977	03993	03985	04026	04017	R10	A+B	>0.42	P3					04044	04035
	Lap/Ret	03981	03997	03989	04031	04022	V3	R9	A	>0.42					04048	04039
	Lap/Nat												04008	04013		
Ibla Resina	Nat/Ret	03978	03994	03986	04027	04018	R10	A+B	>0.42	P3	04005				04045	04036
	Lap/Ret	03982	03998	03990	04032	04023	V3	R9	A	>0.42					04049	04041
	Lap/Nat												04009	04014		
Ibla Nera	Nat/Ret	03975	03991	03983	04024	04015	R10	A+B	>0.42	P3	04003				04042	04033
	Lap/Ret	03979	03995	03987	04028	04019	V3	R9	A	>0.42		04001			04046	04037
	Lap/Nat												04006	04011		

*Attenzione: verificare in fase di ordine il codice e l'imballo
 *Note: In the ordering phase please check code and packaging
 *Bitteachten: Beim Bestellen bitte die Kodenummer und die Verpackung kontrollieren
 *Attention : Merci de vérifier emballage et la référence au moment de la commande



Evoluta



Nasce con Evoluta "Synchro Digid": la Superficie con Struttura Digitale Sincronizzata Piemme capace di esprimersi in varianti illimitate che innalzano lo standard qualitativo dell'intero settore ceramico. La superficie tridimensionale non è più formata per pressatura ed è quindi libera dai vincoli ripetitivi dei classici stampi per ceramica; inoltre è perfettamente sincronizzata con l'andamento della grafica di superficie.


Evoluta marks the launch of "Synchro Digid": the Piemme synchronized digital structure surface capable of expressing itself in unlimited variants that raise the quality standard of the entire ceramic industry. The three-dimensional surface is no longer formed by pressing and is therefore not limited by the repetitive constraints of classic ceramic moulds; it is also perfectly synchronized with the surface graphic pattern.

In Evoluta zeigt sich zum ersten Mal "Synchro Digid", die mit synchronisierter digitalen Struktur Oberfläche Piemme, die durch die Eröffnung unbegrenzter Gestaltungsvarianten den Qualitätsstandard der gesamten Keramikbranche anhebt. Die reliefierte Oberfläche wird nicht mehr durch Pressung erzielt und ist deshalb auch nicht an die Wiederholungsmuster der klassischen Formpressen für Keramik gebunden. Sie ist auch mit den Oberflächengrafiken vollkommen synchronisiert.

Evoluta marque la naissance de "Synchro Digid", la surface avec structure synchronisée numérique Piemme, dont les variantes illimitées permettent une expression qui vient relever les normes de qualité de tout le secteur de la céramique. La surface tridimensionnelle n'étant plus formée par pressage, elle est désormais libérée des contraintes répétitives imposées par les moules pour céramique classiques. Par ailleurs, elle est parfaitement synchronisée avec l'évolution des éléments graphiques de la surface.

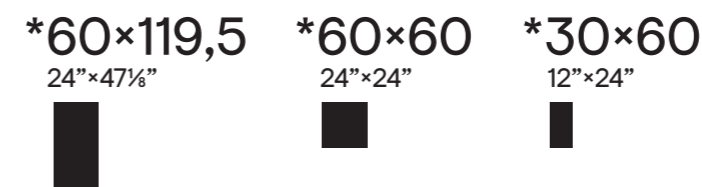
5

Colori
Colours
Farben
Couleurs



3

Formati
Sizes
Formate
Formats



1

Spessori
Thickness
Stärke
Épaisseur

±9,5

3

Superfici
Surfaces
Oberflächen
Surfaces

Naturale Lappato Grip

3

Strutture 3D
3D structures
Strukturen
Décorations en relief



i



Tecnologia - Technology - Technologie:
Synchro Digid Piemme
Superficie con struttura digitale sincronizzata
Synchronized digital structured surface
Im synchronisierten Digitaldruckverfahren hergestellte 3D-Oberfläche
Surface avec texture et finition par impression numérique synchronisée

Gres fine porcellanato ad impasto colorato
Coloured-body fine porcelain stoneware
Feinsteinzeug aus farbiger Masse
Grès cérame fin à pâte colorée

Effetto Pietra
Stone Look
Natursteinoptik
Effet Pierre

Rivestimento
Wall Tiles
Wandfliesen
Revêtement

Pavimento
Floor Tiles
Bodenfliesen
Sol

*Attenzione: verificare in fase di ordine il codice e l'imballo

*Note: In the ordering phase please check code and packaging

*Bitteachten: Beim Bestellen bitte die Kodenummer und die Verpackung kontrollieren

*Attention: Merci de vérifier emballage et la référence au moment de la commande



Modern

Per un risultato di posa ottimale si consiglia di prelevare le piastrelle da 5/6 scatole contemporaneamente.


For best installation results, we suggest taking the tiles from 5/6 boxes at the same time.



± 9,5

60×119,5

03544 | Evoluta Modern Nat/Ret
03548 | Evoluta Modern Lap/Ret
03552 | Evoluta Modern Grip/Ret



± 9,5

60×60

03536 | Evoluta Modern Nat/Ret
03540 | Evoluta Modern Lap/Ret



± 9,5

30×60

03528 | Evoluta Modern Nat/Ret
03532 | Evoluta Modern Lap/Ret



60×119,5

03614 | Evoluta Cluster Light Nat/Ret



30×60

03609 | Evoluta Cave Light Nat/Ret



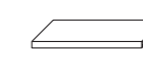
60×119,5

03685 | Evoluta Forest Light Lap/Ret

Pezzi speciali
Special pieces



Battiscopa 4,5×60 ± 9,5



Gradino Costa Retta 33×119,5 ± 9,5



Bacchetta Jolly 1,5×119,5 ± 9,5



Unghia Jolly 1,5×1,5 ± 9,5



Beyond

Per un risultato di posa ottimale si consiglia di prelevare le piastrelle da 5/6 scatole contemporaneamente.

For best installation results, we suggest taking the tiles from 5/6 boxes at the same time.



± 9,5

60×119,5

03596 | Evoluta Beyond Nat/Ret
03597 | Evoluta Beyond Lap/Ret
03598 | Evoluta Beyond Grip/Ret



± 9,5

60×60

03594 | Evoluta Beyond Nat/Ret
03595 | Evoluta Beyond Lap/Ret



± 9,5

30×60

03592 | Evoluta Beyond Nat/Ret
03593 | Evoluta Beyond Lap/Ret



60×119,5

03614 | Evoluta Cluster Light Nat/Ret



30×60

03609 | Evoluta Cave Light Nat/Ret




60×119,5

03685 | Evoluta Forest Light Lap/Ret



Battiscopa 4,5×60 ± 9,5



Gradino Costa Retta 33×119,5 ± 9,5



Bacchetta Jolly 1,5×119,5 ± 9,5

4 Unghia Jolly 1,5×1,5 ± 9,5



Global

Per un risultato di posa ottimale si consiglia di prelevare le piastrelle da 5/6 scatole contemporaneamente.


For best installation results, we suggest taking the tiles from 5/6 boxes at the same time.



± 9,5

60×119,5

03545 | Evoluta Global Nat/Ret
03549 | Evoluta Global Lap/Ret
03553 | Evoluta Global Grip/Ret



± 9,5

60×60

03537 | Evoluta Global Nat/Ret
03541 | Evoluta Global Lap/Ret



± 9,5

30×60

03529 | Evoluta Global Nat/Ret
03533 | Evoluta Global Lap/Ret



60×119,5

03613 | Evoluta Cluster Dark Nat/Ret



30×60

03608 | Evoluta Cave Dark Nat/Ret



60×119,5

03612 | Evoluta Forest Lap/Ret



Battiscopa 4,5×60 ± 9,5



Gradino Costa Retta 33×119,5 ± 9,5



Bacchetta Jolly 1,5×119,5 ± 9,5



Unghia Jolly 1,5×1,5 ± 9,5



Cosmopolitan


Per un risultato di posa ottimale si consiglia di prelevare le piastrelle da 5/6 scatole contemporaneamente.

For best installation results, we suggest taking the tiles from 5/6 boxes at the same time.



60x119,5

03546 | Evoluta Cosmopolitan Nat/Ret
03550 | Evoluta Cosmopolitan Lap/Ret
03554 | Evoluta Cosmopolitan Grip/Ret



60x60

03538 | Evoluta Cosmopolitan Nat/Ret
03542 | Evoluta Cosmopolitan Lap/Ret



30x60

03530 | Evoluta Cosmopolitan Nat/Ret
03534 | Evoluta Cosmopolitan Lap/Ret



60x119,5

03615 | Evoluta Cluster Multicolor Nat/Ret



30x60

03611 | Evoluta Cave Multicolor Nat/Ret



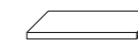
60x119,5

03612 | Evoluta Forest Lap/Ret

Pezzi speciali
Special pieces



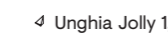
Battiscopa 4,5x60 ± 9,5



Gradino Costa Retta 33x119,5 ± 9,5



Bacchetta Jolly 1,5x119,5 ± 9,5



Unghia Jolly 1,5x1,5 ± 9,5



Gres fine porcellanato ad impasto colorato / Tecnologia Synchro Digit Piemme
Coloured-body fine porcelain stoneware / Synchro Digit Piemme Technology


Feinsteinzeug aus farbiger Masse / Synchro Digit Piemme Technologie
Grès cérame fin à pâte colorée / Technologie Synchro Digit Piemme

Stone Effect
PREMIUM

Advanced

Per un risultato di posa ottimale si consiglia di prelevare le piastrelle da 5/6 scatole contemporaneamente.


For best installation results, we suggest taking the tiles from 5/6 boxes at the same time.



± 9,5

60×119,5

03543 | Evoluta Advanced Nat/Ret
03547 | Evoluta Advanced Lap/Ret
03551 | Evoluta Advanced Grip/Ret



± 9,5

60×60

03535 | Evoluta Advanced Nat/Ret
03539 | Evoluta Advanced Lap/Ret



± 9,5

30×60

03527 | Evoluta Advanced Nat/Ret
03531 | Evoluta Advanced Lap/Ret



60×119,5

03613 | Evoluta Cluster Dark Nat/Ret



30×60

03608 | Evoluta Cave Dark Nat/Ret




60×119,5

03612 | Evoluta Forest Lap/Ret

Pezzi speciali
Special pieces



Battiscopa 4,5×60 ± 9,5



Gradino Costa Retta 33×119,5 ± 9,5



Bacchetta Jolly 1,5×119,5 ± 9,5

↳ Unghia Jolly 1,5×1,5 ± 9,5

Formato / Size		± MM	Pezzi Scatola Pieces/Box Stck/Karton Carreaux/Boîte	Mq/Scatola Sqmt/Box Qm/Karton M2/Boîte	Kg/Scatola Kgs/Box Kg/Karton Kg/Boîte	Scatole/Paletta Boxes/Pallet Karton/Palette Boîte/Palette	Mq/Paletta Sqmt/Pallet Qm/Pallet M2/Palette	Kg/Paletta Kgs/Pallet Kg/Pallet Kg/Palette	Formato Paletta Size Pallet Format Pallet Dim. Palette
*60x119,5 (24"x47¼") Nat/Ret	P	9,5	2	1,434	31,00	30	43,02	930	120x80x75
*60x119,5 (24"x47¼") Lap/Ret	P	9,5	2	1,434	31,00	30	43,02	930	120x80x75
*60x119,5 (24"x47¼") Grip/Ret	P	9,5	2	1,434	31,00	30	43,02	930	120x80x75
*60x60 (24"x24") Nat/Ret	P	9,5	3	1,08	21,50	40	43,2	860	120x80x75
*60x60 (24"x24") Lap/Ret	P	9,5	3	1,08	22,50	40	43,2	900	120x80x75
*30x60 (12"x24") Nat/Ret	P	9,5	6	1,08	21,50	48	51,84	1032	120x80x75
*30x60 (12"x24") Lap/Ret	P	9,5	6	1,08	22,50	48	51,84	1080	120x80x75
*60x119,5 (24"x47¼") Forest Lap/Ret	P	9,5	2	1,434	31,00	30	43,02	930	120x80x75
*60x119,5 (24"x47¼") Cluster Nat/Ret	P	9,5	2	1,434	31,00	30	43,02	930	120x80x75
*30x60 (12"x24") Cave Nat/Ret	P	9,5	6	1,08	22,50	40	43,2	900	120x80x75
Pezzi Speciali / Special Pieces									
33x119,5 (13"x47¼") Gradino Costa Retta Nat/Ret - Lap/Ret	P	9,5	2	0,789	18,50	20	-	-	-
4,5x60 (1¾"x24") Battiscopa Nat/Ret - Lap/Ret	P	9,5	14	0,378	8,00	80	-	-	-
1,5x119,5 (¾"x47¼") Bacchetta Jolly Nat/Ret - Lap/Ret	P	9,5	6	0,108	2,50	48	-	-	-
1,5x1,5 (¾"x¾") Unghia Jolly Nat/Ret - Lap/Ret	P	9,5	6	0,001	0,50	48	-	-	-

*Attenzione: verificare in fase di ordine il codice e l'imballo
 *Note: In the ordering phase please check code and packaging
 *Bitteachten: Beim Bestellen bitte die Kodenummer und die Verpackung kontrollieren
 *Attention : Merci de vérifier emballage et la référence au moment de la commande



Formati Sizes	Strutture 3D 3D Structures				Pezzi Speciali Special Pieces											
	Cluster *60x119,5 24"x47¼"	Forest Light *60x119,5 24"x47¼"	Forest *60x119,5 24"x47¼"	Cave *30x60 12"x24"	Gradino Costa Retta 33x119,5 13"x47¼"	Battiscopa 4,5x60 1¾"x24"	Bacchetta Jolly 1,5x119,5 ¾"x47¼"	Unghia Jolly 1,5x1,5 ¾"x¾"								
	± 9,5	± 9,5	± 9,5		± 9,5	± 9,5	± 9,5	± 9,5								
Modern	Nat/Ret	03544	03536	03528	R10	A+B	>0,42	P3	03614			03609	03564	03556	03572	03581
	Lap/Ret	03548	03540	03532	V3		0,42			03685			03568	03560	03576	03585
	Grip/Ret	03552			R11	A+B+C	>0,42	P4								
Beyond	Nat/Ret	03596	03594	03592	R10	A+B	>0,42	P3	03614			03609	03602	03599	03604	03606
	Lap/Ret	03597	03595	03593	V3		0,42			03685			03603	03601	03605	03607
	Grip/Ret	03598			R11	A+B+C	>0,42	P4								
Global	Nat/Ret	03545	03537	03529	R10	A+B	>0,42	P3	03613			03608	03565	03557	03573	03582
	Lap/Ret	03549	03541	03533	V3		0,42				03612		03569	03561	03577	03586
	Grip/Ret	03553			R11	A+B+C	>0,42	P4								
Cosmopolitan	Nat/Ret	03546	03538	03530	R10	A+B	>0,42	P3	03615			03611	03566	03558	03574	03583
	Lap/Ret	03550	03542	03534	V4		0,42				03612		03570	03562	03578	03587
	Grip/Ret	03554			R11	A+B+C	>0,42	P4								
Advanced	Nat/Ret	03543	03535	03527	R10	A+B	>0,42	P3	03613			03608	03563	03555	03571	03579
	Lap/Ret	03547	03539	03531	V3		0,42				03612		03567	03559	03575	03584
	Grip/Ret	03551			R11	A+B+C	>0,42	P4								

*Attenzione: verificare in fase di ordine il codice e l'imballo
 *Note: In the ordering phase please check code and packaging
 *Bitteachten: Beim Bestellen bitte die Kodenummer und die Verpackung kontrollieren
 *Attention : Merci de vérifier emballage et la référence au moment de la commande

Unigestone



Unigestone: una collezione ispirata all'estetica di pietre, graniti e marmi differenti, sapientemente miscelati tra di loro, per muovere con carattere lo stile di ogni ambiente, residenziale o commerciale.

Unigestone: a collection inspired by the aesthetics of different stones, granites and marbles, skilfully mixed together to move with character. The style of every environment, whether residential or commercial.

Unigestone: eine am aussehen verschiedener und auf gelungene weise miteinander kombinierter steine, granite und marmorarten inspirierte kollektion. Bringt stilvoll bewegung und charakter in jeden gewerbe- oder wohnraum.

Unigestone: une collection qui puise son inspiration a l'esthetique de la pierre. Plusieurs types de granits et de marbres savamment melanges apportent une note authentique de caractere a tout espace de vic, a usage privatif ou commercial.

5

Colori
Colours
Farben
Couleurs

Silk



Sand




Silver



Titanium



Nite



5

Formati
Sizes
Formate
Formats

*60×119,5
24"×47½"



80×80
31½"×31½"



*60×60
24"×24"



*30×60
12"×24"



*10×53
4"×20"



1

Spessori
Thickness
Stärke
Epaisseur

9,5

3

Superfici
Surfaces
Oberflächen
Surfaces

Naturale

Levigato

Bocciardato

3

Strutture 3D
3D structures
Strukturen
Decorations and relief


Level



Maya



Weave



i

Effetto Pietra
Stone Look
Natursteinoptik
Effet Pierre

Rivestimento
Wall Tiles
Wandfliesen
Revêtement

Pavimento
Floor Tiles
Bodenfliesen
Sol

Gres fine porcellanato ad impasto colorato
Coloured-body fine porcelain stoneware
Feinsteinzeug aus farbiger Masse
Grès cérame fin à pâte colorée

Tecnologia digitale
Digital technology
Digital Technologie
Technologie numérique

*Attenzione: verificare in fase di ordine il codice e l'imballo

*Note: In the ordering phase please check code and packaging

*Bitteachten: Beim Bestellen bitte die Kodenummer und die Verpackung kontrollieren

*Attention : Merci de vérifier emballage et la référence au moment de la commande



Silk



€ 9,5

60x119,5

02995 | Unique Silk Nat/Ret
02999 | Unique Silk Lev/Ret
03003 | Unique Silk Bocciardato Ret



€ 9,5

80x80

03639 | Unique Silk Nat/Ret
03641 | Unique Silk Lev/Ret



€ 9,5

60x60

01702 | Unique Silk Nat/Ret
01691 | Unique Silk Lev/Ret



€ 9,5

60x119,5

03008 | Unique Silk Level Ret



€ 9,5

30x60

01707 | Unique Silk Nat/Ret
01696 | Unique Silk Lev/Ret



30x30

01771 | Unique Silk Mosaico Nat/Ret



€ 9,5

10x53

01792 | Unique Silk Chevron Nat/Ret



30x60

01918 | Unique Weave Sk/Sd Nat/Ret



30x30

01786 | Unique Silk Mix All In Ret




30x60

01785 | Unique Nite Maya Design Ret




30x60

01781 | Unique Silk Maya Ret



Gradino Costa Retta 33x119,5 € 9,5



Battiscopa 6,5x120 € 10,5
Battiscopa 8x80 € 10,5
Battiscopa 8x60 € 9,5



Sand



± 9,5

60×119,5
02996 | Unique Sand Nat/Ret
03000 | Unique Sand Lev/Ret
03004 | Unique Sand Bocciardato Ret



± 9,5

80×80
03684 | Unique Sand Nat/Ret
03867 | Unique Sand Lev/Ret



± 9,5

60×60
01703 | Unique Sand Nat/Ret
01692 | Unique Sand Lev/Ret



± 9,5

60×119,5
03009 | Unique Sand Level Ret



± 9,5

30×60
01708 | Unique Sand Nat/Ret
01697 | Unique Sand Lev/Ret



30×30

01772 | Unique Sand Mosaico Nat/Ret



± 9,5

10×53

01793 | Unique Sand Chevron Nat/Ret



30×60

01918 | Unique Weave Sk/Sd Nat/Ret




30×30

01787 | Unique Sand Mix All In Ret




30×60

01782 | Unique Sand Maya Ret




Gradino Costa Retta 33×119,5 ± 9,5



Battiscopa 6,5×120 ± 10,5
Battiscopa 8×80 ± 10,5
Battiscopa 8×60 ± 9,5



Silver



± 9,5

60x119,5

02997 | Unique Silver Nat/Ret
03001 | Unique Silver Lev/Ret
03005 | Unique Silver Bocciardato Ret



± 9,5

80x80


03642 | Unique Silver Nat/Ret
03643 | Unique Silver Lev/Ret



± 9,5

60x60

01704 | Unique Silver Nat/Ret
01693 | Unique Silver Lev/Ret



± 9,5

60x119,5


03010 | Unique Silver Level Ret



± 9,5

30x60

01709 | Unique Silver Nat/Ret
01698 | Unique Silver Lev/Ret



30x30

01773 | Unique Silver Mosaico Nat/Ret



± 9,5

10x53

01794 | Unique Silver Chevron Nat/Ret



30x60

01917 | Unique Weave Tm/Sr Nat/Ret



30x30

01788 | Unique Silver Mix All In Ret





30x60

01785 | Unique Nite Maya Design Ret



30x60

01783 | Unique Silver Maya Ret






Titanium



± 9,5

60×119,5

02976 | Unique Titanium Nat/Ret
02977 | Unique Titanium Lev/Ret
03006 | Unique Titanium Bocciardato Ret



± 9,5

80×80

03637 | Unique Titanium Nat/Ret
03638 | Unique Titanium Lev/Ret



± 9,5

60×60

01705 | Unique Titanium Nat/Ret
01694 | Unique Titanium Lev/Ret



± 9,5

60×119,5

03011 | Unique Titanium Level Ret



± 9,5

30×60

01711 | Unique Titanium Nat/Ret
01699 | Unique Titanium Lev/Ret



30×30

01774 | Unique Titanium Mosaico Nat/Ret



± 9,5

10×53

01795 | Unique Titanium Chevron Nat/Ret



30×60

01917 | Unique Weave Tm/Sr Nat/Ret



30×30

01789 | Unique Titanium Mix All In Ret




30×60

01785 | Unique Nite Maya Design Ret




30×60

01784 | Unique Titanium Maya Ret



Gradino Costa Retta 33×119,5 ± 9,5



Battiscopa 6,5×120 ± 10,5
Battiscopa 8×80 ± 10,5
Battiscopa 8×60 ± 9,5


Nite



± 9,5

60×119,5

02998 | Unique Nite Nat/Ret
03002 | Unique Nite Lev/Ret
03007 | Unique Nite Bocciardato Ret



± 9,5

80×80

03617 | Unique Nite Nat/Ret
03618 | Unique Nite Lev/Ret



± 9,5

60×60

01706 | Unique Nite Nat/Ret
01695 | Unique Nite Lev/Ret



± 9,5

60×119,5

03012 | Unique Nite Level Ret



± 9,5

30×60

01712 | Unique Nite Nat/Ret
01701 | Unique Nite Lev/Ret



30×30

01775 | Unique Nite Mosaico Nat/Ret



± 9,5

10×53

01796 | Unique Nite Chevron Nat/Ret




30×60

01785 | Unique Nite Maya Design Ret




30×30

01791 | Unique Nite Mix All In Ret










Gradino Costa Retta 33×119,5 ± 9,5



Battiscopa 6,5×120 ± 10,5
Battiscopa 8×80 ± 10,5
Battiscopa 8×60 ± 9,5

Imballi







Packing
Verpackung
Emballage

Formato / Size		± MM	 Pezzi Scatola Pcs/Box Stck/Karton Carreaux/Boîtes	 Mq/Scatola Sqmt/Box M2/Karton Qm/Boîtes	 Kg/Scatola Kgs/Box Kg/Karton Kg/Boîtes	 Scatola/Paletta Boxes/Pallet Karton/Palette Boîtes/Pallet	 Mq/Paletta Sqmt/Pallet M2/Palette Qm /Pallet	 Kg/Paletta Kgs/Pallet Kg/Karton Kg/Pallet	 Formato Paletta Size Pallet Format Palette Dim. Palette
*60×119,5 (24"×47½") Nat/Ret	P	9,5	2	1,434	31,00	30	43,02	930	120×80×75
*60×119,5 (24"×47½") Lev/Ret	P	9,5	2	1,434	32,00	30	43,02	960	120×80×75
*60×119,5 (24"×47½") Bocciardato Ret - Level Ret	P	9,5	2	1,434	31,00	30	43,02	930	120×80×75
80×80 (31½"×31½") Nat/Ret - Lev/Ret	P	9,5	2	1,280	27,50	50	64	1375	120×80×96
*60×60 (24"×24") Nat/Ret	P	9,5	3	1,080	21,50	40	43,20	860	120×80×75
*60×60 (24"×24") Lev/Ret	P	9,5	3	1,080	22,50	40	43,20	900	120×80×75
*30×60 (12"×24") Nat/Ret	P	9,5	6	1,080	21,50	48	51,84	1032	120×80×75
*30×60 (12"×24") Lev/Ret	P	9,5	6	1,080	22,50	48	51,84	1080	120×80×75
*30×60 (12"×24") Maya Ret	P	9,5	6	1,080	21,50	40	43,20	860	120×80×75
*30×60 (12"×24") Weave Nat/Ret	P	9,5	6	1,080	21,50	40	43,20	860	120×80×75
*10×53 (4"×20") Chevron Nat/Ret	P	9,5	12	0,636	13,20	60	38,16	792	120×80×75
*30×30 (12"×12") Mosaico Nat/Ret	P	9,5	5	0,450	8,50	60	-	-	-
*30×30 (12"×12") Mosaico All In Ret	P	9,5	6	0,540	10,20	54	-	-	-

*Attenzione: verificare in fase di ordine il codice e l'imballo
 *Note: In the ordering phase please check code and packaging
 *Bitteachten: Beim Bestellen bitte die Kodenummer und die Verpackung kontrollieren
 *Attention : Merci de vérifier emballage et la référence au moment de la commande

Imballi

Packing
Verpackung
Emballage

Formato / Size		± MM	 Pezzi Scatola Pcs/Box Stck/Karton Carreaux/Boîtes	 Mq/Scatola Sqmt/Box M2/Karton Qm/Boîtes	 Kg/Scatola Kgs/Box Kg/Karton Kg/Boîtes	 Scatola/Paletta Boxes/Pallet Karton/Palette Boîtes/Pallet	 Mq/Paletta Sqmt/Pallet M2/Palette Qm /Pallet	 Kg/Paletta Kgs/Pallet Kg/Karton Kg/Pallet	 Formato Paletta Size Pallet Format Palette Dim. Palette
Pezzi Speciali / Special Pieces									
33×119,5 (13"×47½") Gradino costa retta Nat/Ret	P	9,5	2	0,789	18,50	20	-	-	-
8×60 (3½"×24") Battiscopa Nat/Ret	P	9,5	10	0,480	11,00	72	-	-	-
8×60 (3½"×24") Battiscopa Lev/Ret	P	9,5	10	0,480	11,00	72	-	-	-
8×80 (3½"×31½") Battiscopa Nat/Ret	P	10,5	7	0,450	11,00	65	-	-	-
8×80 (3½"×31½") Battiscopa Lev/Ret	P	10,5	7	0,450	11,00	65	-	-	-
6,5×120 (2½"×48") Battiscopa Nat/Ret - Lev/Ret	P	10,5	8	0,624	14,00	48	-	-	-

Riepilogo Gamma

Collection
Serie
Gamme

	Formati Sizes						UPEC			Strutture 3D 3D Structures		
		*60×119,5 24"×47¼"	80×80 31½"×31½"	*60×60 24"×24"	*30×60 12"×24"	Chevron *10×53 4"×20"	DIN 51130	DIN 51097	DCOF	Level *60×119,5 24"×47¼"	Maya *30×60 12"×24"	Weave *30×60 12"×24"
		± 9,5	± 9,5	± 9,5	± 9,5	± 9,5				± 9,5	± 9,5	± 9,5
	Nat/Ret	02995	03639	01702	01707	01792	R10	A+B	>0.42	03008	01781	01918
	Lev/Ret	02999	03641	01691	01696		V3					
	Bocciardato	03003					R11	A+B+C	>0.42			
	Nat/Ret	02996	03684	01703	01708	01793	R10	A+B	>0.42	03009	01782	01918
	Lev/Ret	03000	03867	01692	01697		V3					
	Bocciardato	03004					R11	A+B+C	>0.42			
	Nat/Ret	02997	03642	01704	01709	01794	R10	A+B	>0.42	03010	01783	01917
	Lev/Ret	03001	03643	01693	01698		V3					
	Bocciardato	03005					R11	A+B+C	>0.42			
	Nat/Ret	02976	03637	01705	01711	01795	R10	A+B	>0.42	03011	01784	01917
	Lev/Ret	02977	03638	01694	01699		V3					
	Bocciardato	03006					R11	A+B+C	>0.42			
	Nat/Ret	02998	03617	01706	01712	01796	R10	A+B	>0.42	03012	01785	
	Lev/Ret	03002	03618	01695	01701		V3					
	Bocciardato	03007					R11	A+B+C	>0.42			

*Attenzione: verificare in fase di ordine il codice e l'imballo
 *Note: In the ordering phase please check code and packaging
 *Bitteachten: Beim Bestellen bitte die Kodenummer und die Verpackung kontrollieren
 *Attention : Merci de vérifier emballage et la référence au moment de la commande

Riepilogo Gamma

Collection
Serie
Gamme

	Formati Sizes			Pezzi Speciali Special Pieces			
		Mosaico *30×30 12"×12"	Mosaico Mix All In *30×30 12"×12"	Gradino Costa Retta 33×119,5 13"×47¼"	Battiscopa 6,5×120 2½"×48"	Battiscopa 8×80 3¼"×31½"	Battiscopa 8×60 3¼"×24"
		± 9,5	± 9,5	± 9,5	± 10,5	± 9,5	± 9,5
	Nat/Ret	01771		03733	01797	01808	01819
	Lev/Ret		01786		01803	01814	01825
	Nat/Ret	01772		03734	01798	01809	01821
	Lev/Ret		01787		01804	01815	01826
	Nat/Ret	01773		03735	01799	01811	01822
	Lev/Ret		01788		01805	01816	01827
	Nat/Ret	01774		03736	01801	01812	01823
	Lev/Ret		01789		01806	01817	01828
	Nat/Ret	01775		03737	01802	01813	01824
	Lev/Ret		01791		01807	01818	01829

*Attenzione: verificare in fase di ordine il codice e l'imballo
 *Note: In the ordering phase please check code and packaging
 *Bitteachten: Beim Bestellen bitte die Kodenummer und die Verpackung kontrollieren
 *Attention : Merci de vérifier emballage et la référence au moment de la commande

Bits&Pieces

Designed by Gordon Guillaumier



L'arte del decoro della Roma Antica, dell'"opus incertum e del lapis porphyrites", sono reinterpretati secondo le tecnologie contemporanee, mantenendo intatto il fascino del riuso esaltato nella serialità dell'industria.

The art of decoration of ancient Rome, of the "opus incertum and lapis porphyrites", are reinterpreted according to contemporary technologies, maintaining intact the charm of reuse exalted in industrial mass production.

Die Verzierungskunst des Alten Roms, des "Opus incertum und Lapis porphyrites", den zeitgenössischen Technologien entsprechend neu interpretiert, unter Beibehaltung der Magie einer überschwänglichen Wiederverwendung in der Serienmäßigkeit der Industrie.

L'art de la décoration de la Rome antique, de l'"opus incertum et du lapis porphyrites", a été réinterprété selon les technologies modernes, en préservant le charme du recyclage dans la sérialité de l'industrie.

7

Colori
Colours
Farben
Couleurs

Powder Bone

Pearl Gray




Pewter Smoke

Peat Brown

Pitch Black

Steel Grain

Ash Grain



5

Formati
Sizes
Formate
Formats

119,5×119,5
47½"×47½"

80×80
31½"×31½"

*60×60
24"×24"

45×90
18"×36"

*30×60
12"×24"



2

Spessori
Thickness
Stärke
Epaisseur

9

9,5

3

Superfici
Surfaces
Oberflächen
Surfaces

Naturale


Levigato

Antislip

1

Strutture 3D
3D structures
Strukturen
Decorations and relief

Muretto



i

Effetto Pietra
Stone Look
Natursteinoptik
Effet Pierre

Rivestimento
Wall Tiles
Wandfliesen
Revêtement

Pavimento
Floor Tiles
Bodenfliesen
Sol

Gres fine porcellanato ad impasto colorato
Coloured-body fine porcelain stoneware
Feinsteinzeug aus farbiger Masse
Grès cérame fin à pâte colorée

Tecnologia digitale
Digital technology
Digital Technologie
Technologie numérique

*Attenzione: verificare in fase di ordine il codice e l'imballo

*Note: In the ordering phase please check code and packaging

*Bitteachten: Beim Bestellen bitte die Kodenummer und die Verpackung kontrollieren

*Attention: Merci de vérifier emballage et la référence au moment de la commande



Powder Bone



119,5x119,5
03403 | Powder Bone Nat/Ret



80x80
03824 | Powder Bone Nat/Ret



60x60
01157 | Powder Bone Nat/Ret
01171 | Powder Bone Lev/Ret




45x90
03712 | Powder Bone Nat/Ret



30x60
01205 | Powder Bone Nat/Ret
01216 | Powder Bone Lev/Ret
01222 | Powder Bone Antislip Ret




30x30
01276 | Powder Bone Mosaico Nat/Ret



60x60
01162 | Powder Bone Facet Nat/Ret



30x60
01210 | Powder Bone Facet Nat/Ret



30x60
01274 | Bits Muretto Cold Ret




Pearl Gray




119,5x119,5
03404 | Pearl Gray Nat/Ret




80x80
03702 | Pearl Gray Nat/Ret



60x60
01159 | Pearl Gray Nat/Ret
01173 | Pearl Gray Lev/Ret




45x90
03624 | Pearl Gray Nat/Ret



30x60
01207 | Pearl Gray Nat/Ret
01218 | Pearl Gray Lev/Ret
01224 | Pearl Gray Antislip Ret




30x30
01278 | Pearl Gray Mosaico Nat/Ret



60x60
01164 | Pearl Gray Quad Nat/Ret



30x60
01212 | Pearl Gray Quad Nat/Ret



30x60
01274 | Bits Muretto Cold Ret





Pewter Smoke



119,5x119,5
03405 | Pewter Smoke Nat/Ret



80x80
03619 | Pewter Smoke Nat/Ret



60x60
01158 | Pewter Smoke Nat/Ret
01172 | Pewter Smoke Lev/Ret




45x90
03713 | Pewter Smoke Nat/Ret



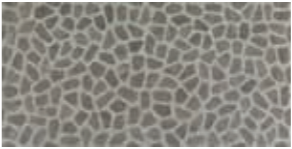
30x60
01206 | Pewter Smoke Nat/Ret
01217 | Pewter Smoke Lev/Ret
01223 | Pewter Smoke Antislip Ret



30x30
01277 | Pewter Smoke Mosaico Nat/Ret



60x60
01163 | Pewter Smoke Facet Nat/Ret



30x60
01211 | Pewter Smoke Facet Nat/Ret



30x60
01274 | Bits Muretto Cold Ret



Peat Brown



80x80
03825 | Peat Brown Nat/Ret




60x60
01160 | Peat Brown Nat/Ret
01174 | Peat Brown Lev/Ret




45x90
03876 | Peat Brown Nat/Ret




30x60
01208 | Peat Brown Nat/Ret
01219 | Peat Brown Lev/Ret
01225 | Peat Brown Antislip Ret




30x30
01279 | Peat Brown Mosaico Nat/Ret



60x60
01165 | Peat Brown Quad Nat/Ret



30x60
01213 | Peat Brown Quad Nat/Ret




30x60
01275 | Muretto Warm Ret







Pitch Black



80x80
03703 | Pitch Black Nat/Ret




60x60
01161 | Pitch Black Nat/Ret
01175 | Pitch Black Lev/Ret




45x90
03625 | Pitch Black Nat/Ret



30x60
01209 | Pitch Black Nat/Ret
01221 | Pitch Black Lev/Ret
01226 | Pitch Black Antislip Ret




30x30
01281 | Pitch Black Mosaico Nat/Ret




60x60
01166 | Pitch Black Quad Nat/Ret



30x60
01214 | Pitch Black Quad Nat/Ret



30x60
01274 | Bits Muretto Cold Ret



Steel Grain



± 9,5

60x60


01342 | Steel Grain Lev/Ret



± 9,5

60x60

01344 | Steel Grain Facet Lev/Ret



± 9,5

60x60

01346 | Steel Grain Quad Lev/Ret


Ash Grain



± 9,5

60x60


01343 | Ash Grain Lev/Ret



± 9,5

60x60


01345 | Ash Grain Facet Lev/Ret



± 9,5

60x60

01347 | Ash Grain Quad Lev/Ret



Imballi

Packing
Verpackung
Emballage

Formato / Size		MM	Pezzi/Scatola Pieces/Box Stck/Karton Carreaux/Boite	Mq/Scatola Sqmt/Box Qm/Karton M2/Boite	Kg/Scatola Kgs/Box Kg/Karton Kg/Boite	Scatole/Paletta Boxes/Pallet Karton/Pallet Boite/Palette	Mq/Paletta Sqmt/Pallet Qm/Pallet M2 /Palette	Kg/Paletta Kgs/Pallet Kg/Pallet Kg/Palette	Formato Paletta Size Pallet Format Pallet Dim. Palette
119,5x119,5 Nat/Ret	P	9	2	2,86	55,5	22	62,92	1221	132x132x53
80x80 Nat/Ret	P	9,5	2	1,28	27,5	50	64	1375	120x80x96
45x90 Nat/Ret	P	9,5	3	1,215	26,0	36	43,74	936	120x90x61
*60x60 Nat/Ret	P	9,5	3	1,08	21,5	40	43,2	860	120x80x75
*60x60 Lev/Ret	P	9,5	3	1,08	22,5	40	43,2	900	120x80x75
*30x60 Nat/Ret	P	9,5	6	1,08	21,5	48	51,84	1032	120x80x75
*30x60 Antislip Ret	P	9,5	6	1,08	21,5	48	51,84	1032	120x80x75
*30x60 Lev/Ret	P	9,5	6	1,08	22,5	48	51,84	1080	120x80x75
*30x60 Muretto	P	9,5	6	1,08	22,5	40	43,2	900	120x80x75
*60x60 Quad Nat/Ret	P	9,5	3	1,08	21,5	40	43,2	860	120x80x75
*60x60 Quad Lev/Ret	P	9,5	3	1,08	22,5	40	43,2	900	120x80x75
*60x60 Facet Nat/Ret	P	9,5	3	1,08	21,5	40	43,2	860	120x80x75
*60x60 Facet Lev/Ret	P	9,5	3	1,08	22,5	40	43,2	900	120x80x75
*30x60 Quad Nat/Ret	P	9,5	6	1,08	21,5	48	51,84	1032	120x80x75
*30x60 Facet Nat/Ret	P	9,5	6	1,08	21,5	48	51,84	1032	120x80x75
*30x30 Mosaico (Su Rete)	P	9,5	5	0,45	8,5	60			
Pezzi Speciali / Special Pieces									
6,5x120 Battiscopa	P	10	8	0,624	14	48			
7x90 Battiscopa	P	10,5	8	0,504	13	48			
8x80 Battiscopa	P	10,5	7	0,448	11	65			
8x60 Battiscopa	P	9,5	10	0,48	11	72			
30x60 Step	P	9,5	6	1,08	22	36			

*Attenzione: verificare in fase di ordine il codice e l'imballo
 *Note: In the ordering phase please check code and packaging
 *Bitteachten: Beim Bestellen bitte die Kodenummer und die Verpackung kontrollieren
 *Attention: Merci de vérifier emballage et la référence au moment de la commande

Riepilogo Gamma



Collection
Serie
Gamme

Formati Sizes											
	119,5x119,5 47½"x47½"	80x80 31½"x31½"	45x90 18"x36"	*60x60 24"x24"	*30x60 12"x24"	DIN 51130	DIN 51097	DCOF			
Powder Bone	Nat/Ret	03403	03824	03712	01157	01205	V2	R10	A+B	> 0,42	
	Lev/Ret				01171	01216					
	Antislip					01222			R11		> 0,42
Pearl Gray	Nat/Ret	03404	03702	03624	01159	01207	V2	R10	A+B	> 0,42	
	Lev/Ret				01173	01218					
	Antislip					01224			R11		> 0,42
Pewter Smoke	Nat/Ret	03405	03619	03713	01158	01206	V2	R10	A+B	> 0,42	
	Lev/Ret				01172	01217					
	Antislip					01223			R11		> 0,42
Peat Brown	Nat/Ret		03825	03876	01160	01208	V2	R10	A+B	> 0,42	
	Lev/Ret				01174	01219					
	Antislip					01225			R11		> 0,42
Pitch Black	Nat/Ret		03703	03625	01161	01209	V2	R10	A+B	> 0,42	
	Lev/Ret				01175	01221					
	Antislip					01226			R11		> 0,42
Steel Grain	Lev/Ret				01342		V2				
Ash Grain	Lev/Ret				01343		V2				

*Attenzione: verificare in fase di ordine il codice e l'imballo
 *Note: In the ordering phase please check code and packaging
 *Bitteachten: Beim Bestellen bitte die Kodenummer und die Verpackung kontrollieren
 *Attention: Merci de vérifier emballage et la référence au moment de la commande

Riepilogo Gamma

Collection
Serie
Gamme

Formati Sizes	Strutture 3D 3D Structures		Mosaico *30*30 (Su Rete) 12"*12" (2"*2" Dot)	Quad *60*60 24"*24"	Quad *30*60 12"*24"	Facet *60*60 24"*24"	Facet *30*60 12"*24"
	Muretto Cold *30*60 12"*24"	Muretto Warm *30*60 12"*24"					
	± 9,5	± 9,5					
 Nat/Ret	01274	01275	01276			01162	01210
 Powder Bone							
 Nat/Ret	01274		01278	01164	01212		
 Pearl Gray							
 Nat/Ret	01274		01277			01163	01211
 Pewter Smoke							
 Nat/Ret		01275	01279	01165	01213		
 Peat Brown							
 Nat/Ret	01274		01281	01166	01214		
 Pitch Black							
 Lev/Ret				01346			01344
 Steel Grain							
 Lev/Ret				01347			01345
 Ash Grain							

Riepilogo Gamma

Collection
Serie
Gamme

Formati Sizes		Pezzi Speciali Special Pieces				
						
		Battiscopa 6,5*120 2 1/2*48"	Battiscopa 7*90 2 1/4*36"	Battiscopa 8*80 3 1/4*31 1/2"	Battiscopa 8*60 3 1/8*24"	Step 30*60 12*24"
		± 10	± 10,5	± 10,5	± 9,5	± 9,5
 Nat/Ret		01401	01227	01237	01248	01259
 Powder Bone	Lev/Ret				01254	
 Nat/Ret		01402	01229	01239	01251	01262
 Pearl Gray	Lev/Ret				01256	
 Nat/Ret		01403	01228	01238	01249	01261
 Pewter Smoke	Lev/Ret				01255	
 Nat/Ret			01230	01241	01252	01263
 Peat Brown	Lev/Ret				01257	
 Nat/Ret			01231	01242	01253	01264
 Pitch Black	Lev/Ret				01258	
 Lev/Ret					01392	
 Steel Grain						
 Lev/Ret					01393	
 Ash Grain						

*Attenzione: verificare in fase di ordine il codice e l'imballo
 *Note: In the ordering phase please check code and packaging
 *Bitteachten: Beim Bestellen bitte die Kodenummer und die Verpackung kontrollieren
 *Attention : Merci de vérifier emballage et la référence au moment de la commande

Geostone



Da un'attenta ricerca di design nasce Geostone. Il fascino senza tempo delle rocce sedimentarie è riproposto in un blend armonizzato sulla superficie del grès porcellanato Piemme.


Geostone was created on the basis of careful research into design. The timeless appeal of sedimentary rocks is re-presented in a harmonized blend on the surfaces of Piemme porcelain stoneware.

Aus einer sorgfältigen Designstudie entsteht Geostone. Zeitlose Magie des Sedimentgesteins, an der Oberfläche des Feinsteinzeugs von Piemme mit harmonisch abgestimmtem Blend nachempfunden.

Geostone est issue d'une recherche de design attentive; la fascination intemporelle des roches sédimentaires a été revisitée en un mélange harmonieux sur la surface du grès cérame Piemme.

5

Colori
Colours
Farben
Couleurs



6

Formati
Sizes
Formate
Formats

*60×119,5 24"×47½"	80×80 31½"×31½"	45×90 18"×36"	*60×60 24"×24"	*30,1×60,4 12"×24"	*30×60 12"×24"
-----------------------	--------------------	------------------	-------------------	-----------------------	-------------------

1

Spessori
Thickness
Stärke
Epaisseur

9,5


3

Superfici
Surfaces
Oberflächen
Surfaces

Naturale Levigato Velvet

2

Strutture 3D
3D structures
Strukturen
Decorations and relief



i

Effetto Pietra
Stone Look
Natursteinoptik
Effet Pierre

Rivestimento
Wall Tiles
Wandfliesen
Revêtement

Pavimento
Floor Tiles
Bodenfliesen
Sol

Gres fine porcellanato ad impasto colorato
Coloured-body fine porcelain stoneware
Feinsteinzeug aus farbiger Masse
Grès cérame fin à pâte colorée

Tecnologia digitale
Digital technology
Digital Technologie
Technologie numérique

*Attenzione: verificare in fase di ordine il codice e l'imballo

*Note: In the ordering phase please check code and packaging

*Bitteachten: Beim Bestellen bitte die Kodenummer und die Verpackung kontrollieren

*Attention: Merci de vérifier emballage et la référence au moment de la commande



Gres fine porcellanato ad impasto colorato / Tecnologia digitale
Coloured-body fine porcelain stoneware / Digital technology

Feinsteinzeug aus farbiger Masse / Digital Technologie
Grès cérame fin à pâte colorée / Technologie numérique

Bianco



± 9,5

60x119,5

03053 | Geostone Bianco Nat/Ret
03057 | Geostone Bianco Lev/Ret



± 9,5

80x80


03841 | Geostone Bianco Nat/Ret
03845 | Geostone Bianco Lev/Ret



± 9,5

60x60

62150 | Geostone Bianco Nat/Ret
62200 | Geostone Bianco Lev/Ret



± 9,5

45x90

03708 | Geostone Bianco Nat/Ret
03709 | Geostone Bianco Lev/Ret



± 9,5

30,1x60,4

03787 | Geostone Bianco Nat
30x60

62750 | Geostone Bianco Nat/Ret
63060 | Geostone Bianco Lev/Ret




30x60

63550 | Geo Velvet Bianco Grip/Ret



30x60

63600 | Geo Esagonetta Bianco Nat/Ret




30x30

63650 | Geo Mosaico Bianco Nat/Ret



Step 30x60 ± 9,5




Battiscopa 8x60 ± 9,5
Battiscopa 8x80 ± 10,5
Battiscopa 7x90 ± 10,5



Beige



60x119,5
03054 | Geostone Beige Nat/Ret
03058 | Geostone Beige Lev/Ret



80x80
03843 | Geostone Beige Nat/Ret
03848 | Geostone Beige Lev/Ret




60x60
62170 | Geostone Beige Nat/Ret
62220 | Geostone Beige Lev/Ret



45x90
03883 | Geostone Beige Nat/Ret
03723 | Geostone Beige Lev/Ret




30,1x60,4
03789 | Geostone Beige Nat
30x60
62780 | Geostone Beige Nat/Ret
63230 | Geostone Beige Lev/Ret



30x60
63570 | Geo Velvet Beige Grip/Ret








30x60
63620 | Geo Esagonetta Beige Nat/Ret



30x30
64860 | Geo Mosaico Beige Nat/Ret



Tortora

 <p>± 9,5</p>	 <p>± 9,5</p>	 <p>± 9,5</p>
<p><u>60x119,5</u> 03056 Geostone Tortora Nat/Ret 03061 Geostone Tortora Lev/Ret</p>	<p><u>80x80</u> 03842 Geostone Tortora Nat/Ret 03847 Geostone Tortora Lev/Ret</p>	<p><u>60x60</u> 62190 Geostone Tortora Nat/Ret 62240 Geostone Tortora Lev/Ret</p>
 <p>± 9,5</p>	 <p>± 9,5</p>	
<p><u>45x90</u> 03485 Geostone Tortora Nat/Ret 03722 Geostone Tortora Lev/Ret</p>	<p><u>30,1x60,4</u> 03792 Geostone Tortora Nat <u>30x60</u> 62840 Geostone Tortora Nat/Ret 63490 Geostone Tortora Lev/Ret</p>	<p><u>30x60</u> 63590 Geo Velvet Tortora Grip/Ret</p>
		
	<p><u>30x60</u> 63640 Geo Esagonetta Tortora Nat/Ret</p>	<p><u>30x30</u> 65680 Geo Mosaico Tortora Nat/Ret</p>



Terra



45x90
03884 | Geostone Terra Nat/Ret
03885 | Geostone Terra Lev/Ret



80x80
03844 | Geostone Terra Nat/Ret
03849 | Geostone Terra Lev/Ret



60x60
62180 | Geostone Terra Nat/Ret
62230 | Geostone Terra Lev/Ret




30,1x60,4
03791 | Geostone Terra Nat
30x60
62810 | Geostone Terra Nat/Ret
63480 | Geostone Terra Lev/Ret



30x60
63630 | Geo Esagonetta Terra Nat/Ret



30x60
63580 | Geo Velvet Terra Grip/Ret



30x30
64870 | Geo Mosaico Terra Nat/Ret


Grigio



± 9,5

60x119,5

03055 | Geostone Grigio Nat/Ret
03059 | Geostone Grigio Lev/Ret



± 9,5

80x80

03718 | Geostone Grigio Nat/Ret
03846 | Geostone Grigio Lev/Ret



± 9,5

60x60

62160 | Geostone Grigio Nat/Ret
62210 | Geostone Grigio Lev/Ret



± 9,5

45x90

03711 | Geostone Grigio Nat/Ret
03724 | Geostone Grigio Lev/Ret



± 9,5

30,1x60,4


03788 | Geostone Grigio Nat
30x60

62770 | Geostone Grigio Nat/Ret
63220 | Geostone Grigio Lev/Ret



30x60

63560 | Geo Velvet Grigio Grip/Ret



30x60

63610 | Geo Esagonetta Grigio Nat/Ret



30x30

63660 | Geo Mosaico Grigio Nat/Ret

Imballi

Packing
Verpackung
Emballage

Formato / Size		± MM	Pezzi/Scatola Pieces/Box Stck/Karton Carreaux/Boîte	Mq/Scatola Sqmt/Box Qm/Karton M2/Boîte	Kg/Scatola Kgs/Box Kg/Karton Kg/Boîte	Scatole/Paletta Boxes/Pallet Karton/Pallet Boîte/Palette	Mq/Paletta Sqmt/Pallet Qm/Pallet M2 /Palette	Kg/Paletta Kgs/Pallet Kg/Pallet Kg/Palette	Formato Paletta Size Pallet Format Pallet Dim. Palette
*60x119,5 Nat/Ret	P	9,5	2	1,434	31,0	30	43,02	930	120x80x75
*60x119,5 Lev/Ret	P	9,5	2	1,434	32,0	30	43,02	960	120x80x75
80x80 Nat/Ret - Lev/Ret	P	9,5	2	1,28	27,5	50	64,00	1375	120x80x96
45x90 Nat/Ret - Lev/Ret	P	9,5	3	1,215	26,0	36	43,74	936	120x90x61
*60x60 Nat/Ret	P	9,5	3	1,08	22,5	40	43,20	900	120x80x75
*60x60 Lev/Ret	P	9,5	3	1,08	22,5	40	43,20	900	120x80x75
*30,1x60,4 Nat	P	9,5	6	1,091	22	48	52,368	1056	120x80x75
*30x60 Nat/Ret	P	9,5	6	1,08	21,5	48	51,84	1032	120x80x75
*30x60 Lev/Ret	P	9,5	6	1,08	22,5	48	51,84	1080	120x80x75
*30x60 Velvet Grip/Ret	P	9,5	6	1,08	21,5	48	51,84	1032	120x80x75
*30x60 Esagonetta Ret	P	9,5	6	1,08	21,5	40	43,2	860	120x80x75
*30x30 Mosaico (Su Rete)	P	9,5	5	0,45	8,5	60			
Pezzi Speciali / Special Pieces									
8x80 Battiscopa	P	10,5	7	0,448	11	65			
7x90 Battiscopa	P	10,5	8	0,504	13	48			
8x60 Battiscopa	P	9,5	10	0,48	11	72			
30x60 Step	P	9,5	6	1,08	22	36			

*Attenzione: verificare in fase di ordine il codice e l'imballo


*Note: In the ordering phase please check code and packaging

*Bitteachten: Beim Bestellen bitte die Kodenummer und die Verpackung kontrollieren

*Attention: Merci de vérifier emballage et la référence au moment de la commande



Step 30x60 ± 9,5



Battiscopa 8x60 ± 9,5
Battiscopa 8x80 ± 10,5
Battiscopa 7x90 ± 10,5

Riepilogo Gamma

Collection
Serie
Gamme

Formati Sizes							UPEC			
	*60x119,5 24"x47½"	80x80 31½"x31½"	45x90 18"x36"	*60x60 24"x24"	*30,1x60,4 12"x24"	*30x60 12"x24"	DIN 51130	DIN 51097	DCOF	
	Nat					03787	V3	R10	A	> 0,42
	Nat/Ret	03053	03841	03708	62150	62750				
	Lev/Ret	03057	03845	03709	62200	63060				
	Velvet Grip/Ret					63550				
	Nat					03789	V3	R10	A	> 0,42
	Nat/Ret	03054	03843	03883	62170	62780				
	Lev/Ret	03058	03848	03723	62220	63230				
	Velvet Grip/Ret					63570				
	Nat					03792	V3	R10	A	> 0,42
	Nat/Ret	03056	03842	03485	62190	62840				
	Lev/Ret	03061	03847	03722	62240	63490				
	Velvet Grip/Ret					63590				
	Nat					03791	V3	R10	A	> 0,42
	Nat/Ret		03844	03884	62180	62810				
	Lev/Ret		03849	03885	62230	63480				
	Velvet Grip/Ret					63580				
	Nat					03788	V3	R10	A	> 0,42
	Nat/Ret	03055	03718	03711	62160	62770				
	Lev/Ret	03059	03846	03724	62210	63220				
	Velvet Grip/Ret					63560				

*Attenzione: verificare in fase di ordine il codice e l'imballo
 *Note: In the ordering phase please check code and packaging
 *Bitteachten: Beim Bestellen bitte die Kodenummer und die Verpackung kontrollieren
 *Attention : Merci de vérifier emballage et la référence au moment de la commande

Riepilogo Gamma

Collection
Serie
Gamme

Formati Sizes	Strutture 3D 3D Structures		Decori Decors	Pezzi Speciali Special Pieces				
	Esagonetta *30x60 12"x24"	Velvet *30x60 12"x24"	Mosaico *30x30 Su Rete 12"x12" (2"x2" Dot)	Battiscopa 7x90 2¾"x36"	Battiscopa 8x80 3¼"x31 ½"	Battiscopa 8x60 3¼"x24"	Step 30x60 12"x24"	
	Nat						70500	66140
	Nat/Ret	63600		63650	65690	00099	65830	
	Lev/Ret				65740	00102	66090	
	Velvet Grip/Ret		63550					
	Nat						71380	66370
	Nat/Ret	63620		64860	65710	00435	66060	
	Lev/Ret				65760	00437	66110	
	Velvet Grip/Ret		63570					
	Nat						71400	66390
	Nat/Ret	63640		65680	65730	00101	66080	
	Lev/Ret				65820	00104	66130	
	Velvet Grip/Ret		63590					
	Nat						71390	66380
	Nat/Ret	63630		64870	65720	00436	66070	
	Lev/Ret				65810	00438	66120	
	Velvet Grip/Ret		63580					
	Nat						71370	66320
	Nat/Ret	63610		63660	65700	00100	65840	
	Lev/Ret				65750	00103	66100	
	Velvet Grip/Ret		63560					

*Attenzione: verificare in fase di ordine il codice e l'imballo
 *Note: In the ordering phase please check code and packaging
 *Bitteachten: Beim Bestellen bitte die Kodenummer und die Verpackung kontrollieren
 *Attention : Merci de vérifier emballage et la référence au moment de la commande

Purestone



Una vera e propria materia d'arredo, ricavata elaborando l'estetica di diverse pietre esistenti in natura. "Purestone" Piemme è un moderno grès porcellanato dai toni delicati e dalle venature discrete, mai eccessive.

A real furnishing material, obtained by processing the aesthetics of various kinds of natural stones, Piemme "Purestone" is a modern porcelain stoneware with delicate colour shades and discreet and never excessive veins.

Ein echtes Einrichtungsmaterial, gewonnen aus einem Mix der Optik verschiedener Natursteine. Piemme "Purestone" ist ein modernes Feinsteinzeug in zarten Tönen und mit dezenten, unaufdringlichen Aderungen.

Cette véritable révolution en matière d'architecture intérieure est le fruit d'une étude précise sur les différentes pierres existant dans la nature. "Purestone" by Piemme est un grès cérame moderne, aux teintes délicates, aux veines discrètes parfaitement dosées.

5

Colori
Colours
Farben
Couleurs



3

Formati
Sizes
Formate
Formats

*60×60
24"×24"



*30,1×60,4
12"×24"



*30×60
12"×24"



1

Spessori
Thickness
Stärke
Epaisseur

9,5

3

Superfici
Surfaces
Oberflächen
Surfaces


Naturale

Levigato

Velvet

3

Strutture 3D
3D structures
Strukturen
Decorations and relief



i

Effetto Pietra
Stone Look
Natursteinoptik
Effet Pierre

Rivestimento
Wall Tiles
Wandfliesen
Revêtement

Pavimento
Floor Tiles
Bodenfliesen
Sol

Gres fine porcellanato ad impasto colorato
Coloured-body fine porcelain stoneware
Feinsteinzeug aus farbiger Masse
Grès cérame fin à pâte colorée

Tecnologia digitale
Digital technology
Digital Technologie
Technologie numérique

*Attenzione: verificare in fase di ordine il codice e l'imballo

*Note: In the ordering phase please check code and packaging

*Bitteachten: Beim Bestellen bitte die Kodenummer und die Verpackung kontrollieren


*Attention: Merci de vérifier emballage et la référence au moment de la commande



Bianco




60x60
10840 | Purestone Bianco Nat/Ret
10870 | Purestone Bianco Lev/Ret



30,1x60,4
03774 | Purestone Bianco Nat
30x60
10990 | Purestone Bianco Nat/Ret
11080 | Purestone Bianco Lev/Ret



30x60
00530 | Purestone Bianco Velvet Ret



30x60
00535 | Purestone Linea Bianco Nat/Ret



30x60
11160 | Purestone Muretto Bianco Nat/Ret




30x30
39590 | Purestone Mosaico Bianco Nat/Ret



Beige




60x60
10850 | Purestone Beige Nat/Ret
10880 | Purestone Beige Lev/Ret



30,1x60,4
03775 | Purestone Beige Nat
30x60
11000 | Purestone Beige Nat/Ret
11140 | Purestone Beige Lev/Ret



30x60
00531 | Purestone Beige Velvet Ret



30x60
00536 | Purestone Linea Beige Nat/Ret



30x60
11300 | Purestone Muretto Beige Nat/Ret



30x30
39600 | Purestone Mosaico Beige Nat/Ret



Grigio



± 9,5

60x60
10860 | Purestone Grigio Nat/Ret
10890 | Purestone Grigio Lev/Ret



± 9,5

30,1x60,4
03776 | Purestone Grigio Nat
30x60
11070 | Purestone Grigio Nat/Ret
11150 | Purestone Grigio Lev/Ret



30x60
00532 | Purestone Grigio Velvet Ret



30x60
00537 | Purestone Linea Grigio Nat/Ret



30x60
11310 | Purestone Muretto Grigio Nat/Ret



30x30
39610 | Purestone Mosaico Grigio Nat/Ret



Piombo



± 9,5

60x60
00519 | Purestone Piombo Nat/Ret
00522 | Purestone Piombo Lev/Ret



± 9,5

30,1x60,4
03777 | Purestone Piombo Nat
30x60
00526 | Purestone Piombo Nat/Ret
00528 | Purestone Piombo Lev/Ret



30x60
00533 | Purestone Piombo Velvet Ret



30x60
00538 | Purestone Linea Piombo Nat/Ret




30x60
00725 | Purestone Muretto Piombo/ Antracite Nat/Ret



30x30
00540 | Purestone Mosaico Piombo Nat/Ret

Antracite



60x60
00521 | Purestone Antracite Nat/Ret
00523 | Purestone Antracite Lev/Ret



30,1x60,4
03778 | Purestone Antracite Nat
30x60
00527 | Purestone Antracite Nat/Ret
00529 | Purestone Antracite Lev/Ret



30x60
00534 | Purestone Antracite Velvet Ret



30x60
00539 | Purestone Linea Antracite Nat/Ret



30x60
00725 | Purestone Muretto Piombo/ Antracite Nat/Ret



30x30
00541 | Purestone Mosaico Antracite Nat/Ret



Imballi

Packing
Verpackung
Emballage


Formato / Size		± MM	Pezzi/Scatola Pieces/Box Stck/Karton Carreaux/Boîte	Mq/Scatola Sqmt/Box Qm/Karton M2/Boîte	Kg/Scatola Kgs/Box Kg/Karton Kg/Boîte	Scatole/Paletta Boxes/Pallet Karton/Pallet Boîte/Palette	Mq/Paletta Sqmt/Pallet Qm/Pallet M2 /Palette	Kg/Paletta Kgs/Pallet Kg/Pallet Kg/Palette	Formato Paletta Size Pallet Format Pallet Dim. Palette
*60x60 Nat/Ret	P	9,5	3	1,08	21,5	40	43,2	860	120x80x75
*60x60 Lev/Ret	P	9,5	3	1,08	22,5	40	43,2	900	120x80x75
*30,1x60,4 Nat	P	9,5	6	1,091	22	48	52,368	1056	120x80x75
*30x60 Nat/Ret	P	9,5	6	1,08	21,5	48	51,84	1032	120x80x75
*30x60 Lev/Ret	P	9,5	6	1,08	22,5	48	51,84	1080	120x80x75
*30x60 Velvet Ret	P	9,5	6	1,08	21,5	48	51,84	1032	120x80x75
*30x60 Linea Nat/Ret	P	9,5	6	1,08	21,5	40	43,2	860	120x80x75
*30x60 Muretto Ret	P	9,5	6	1,08	22,5	40	43,2	900	120x80x75
*30x30 Mosaico (Su Rete)	P	9,5	5	0,45	8,5	60			
Pezzi Speciali / Special Pieces									
8x60 Battiscopa Nat - Nat/Ret - Lev/Ret	P	9,5	10	0,48	11	72			
30x60 Step	P	9,5	6	1,08	22	36			

*Attenzione: verificare in fase di ordine il codice e l'imballo

*Note: In the ordering phase please check code and packaging

*Bitteachten: Beim Bestellen bitte die Kodenummer und die Verpackung kontrollieren

*Attention : Merci de vérifier emballage et la référence au moment de la commande



Collection
Serie
Gamme

	Formati Sizes	Formati Sizes			UPEC			Strutture 3D 3D Structures		
		*60x60 24"x24"	*30,1x60,4 12"x24"	*30x60 12"x24"	DIN 51130	DIN 51097	DCOF	Linea *30x60 12"x24"	Muretto *30x60 12"x24"	Velvet *30x60 12"x24"
Bianco	Nat		03774		R10	A	> 0,42			
	Nat/Ret	10840		10990	R10	A	> 0,42	00535	11160	
	Lev/Ret	10870		11080						
	Velvet/Ret			00530	R11	A+B+C	> 0,42			00530
Beige	Nat		03775		R10	A	> 0,42			
	Nat/Ret	10850		11000	R10	A	> 0,42	00536	11300	
	Lev/Ret	10880		11140						
	Velvet/Ret			00531	R11	A+B+C	> 0,42			00531
Grigio	Nat		03776		R10	A	> 0,42			
	Nat/Ret	10860		11070	R10	A	> 0,42	00537	11310	
	Lev/Ret	10890		11150						
	Velvet/Ret			00532	R11	A+B+C	> 0,42			00532
Piombo	Nat		03777		R10	A	> 0,42			
	Nat/Ret	00519		00526	R10	A	> 0,42	00538	00725	
	Lev/Ret	00522		00528						
	Velvet/Ret			00533	R11	A+B+C	> 0,42			00533
Antracite	Nat		03778		R10	A	> 0,42			
	Nat/Ret	00521		00527	R10	A	> 0,42	00539	00725	
	Lev/Ret	00523		00529						
	Velvet/Ret			00534	R11	A+B+C	> 0,42			00534

*Attenzione: verificare in fase di ordine il codice e l'imballo
 *Note: In the ordering phase please check code and packaging
 *Bitteachten: Beim Bestellen bitte die Kodenummer und die Verpackung kontrollieren
 *Attention : Merci de vérifier emballage et la référence au moment de la commande

Collection
Serie
Gamme

	Formati Sizes	Formati Sizes		Pezzi Speciali Special Pieces	
		Mosaico *30x30 (Su Rete) 12"x12" 1"x2" Dot	Battiscopa 8x60 3/4"x24"	Step 30x60 12"x24"	
Bianco	Nat			11320	11390
	Nat/Ret	39590		71980	
	Lev/Ret			72010	
	Velvet/Ret				
Beige	Nat			11330	11400
	Nat/Ret	39600		71990	
	Lev/Ret			72020	
	Velvet/Ret				
Grigio	Nat			11380	11410
	Nat/Ret	39610		72000	
	Lev/Ret			72030	
	Velvet/Ret				
Piombo	Nat			00542	00550
	Nat/Ret	00540		00544	
	Lev/Ret			00546	
	Velvet/Ret				
Antracite	Nat			00543	00551
	Nat/Ret	00541		00545	
	Lev/Ret			00547	
	Velvet/Ret				

*Attenzione: verificare in fase di ordine il codice e l'imballo
 *Note: In the ordering phase please check code and packaging
 *Bitteachten: Beim Bestellen bitte die Kodenummer und die Verpackung kontrollieren
 *Attention : Merci de vérifier emballage et la référence au moment de la commande

Castlestone



Con Castlestone il fascino della pietra è ora al servizio dell'arredamento architettonico.

Thanks to Castlestone, the appeal of stone is now at the service of architectural design.

Mit Castlestone steht der Zauber des Natursteins heute im Dienst der architektonischen Raumgestaltung.

Avec Castlestone, le charme de la pierre est maintenant au service de l'architecture d'intérieur.


5

Colori
Colours
Farben
Couleurs

White




Almond




Grey



Musk



Black



4

Formati
Sizes
Formate
Formats

80×80
31½"×31½"



*60×60
24"×24"



45×90
18"×36"



*30×60
12"×24"



2

Spessori
Thickness
Stärke
Epaisseur

9,5

20

4

Superfici
Surfaces
Oberflächen
Surfaces

Naturale

Lappato

Antislip

Grip

1

Strutture 3D
3D structures
Strukturen
Decorations and relief

Muretto



i

Effetto Pietra
Stone Look
Natursteinoptik
Effet Pierre

Rivestimento
Wall Tiles
Wandfliesen
Revêtement

Pavimento
Floor Tiles
Bodenfliesen
Sol

Gres fine porcellanato ad impasto colorato
Coloured-body fine porcelain stoneware
Feinsteinzeug aus farbiger Masse
Grès cérame fin à pâte colorée

Tecnologia digitale
Digital technology
Digital Technologie
Technologie numérique

*Attenzione: verificare in fase di ordine il codice e l'imballo

*Note: In the ordering phase please check code and packaging

*Bitteachten: Beim Bestellen bitte die Kodenummer und die Verpackung kontrollieren

*Attention: Merci de vérifier emballage et la référence au moment de la commande



White




80x80
03832 | Castlestone White Nat/Ret



60x60
00126 | Castlestone White Nat/Ret
00131 | Castlestone White Lap/Ret



30x60
00136 | Castlestone White Nat/Ret
00142 | Castlestone White Lap/Ret



45x90
03877 | Castlestone White Nat/Ret
03878 | Castlestone White Lap/Ret



60x60
00456 | Castlestone Antislip White Ret



30x60
00149 | Castlestone Muretto White Ret



30x60
00224 | Castlestone Mix Cold Ret



30x60
***00282** | Castlestone Inciso White Ret



30x30
00159 | Castlestone Mosaico White Ret

* Decori realizzati con smalti e metalli preziosi. Vedere nota a pag. 394-395
Decors made with glazes and precious metals. See note on pages 394-395
Dekore aus Glasuren und Edelmetallen. Siehe Hinweis auf Seiten 394-395
Décors réalisés avec des émaux et des métaux précieux. Voir note aux pages 394-395



Almond



± 9,5

80x80

03676 | Castlestone Almond Nat/Ret



± 9,5

60x60


00127 | Castlestone Almond Nat/Ret
00132 | Castlestone Almond Lap/Ret



± 9,5

30x60


00137 | Castlestone Almond Nat/Ret
00145 | Castlestone Almond Lap/Ret



± 9,5
± 20*

45x90

03704 | Castlestone Almond Nat/Ret
03705 | Castlestone Almond Lap/Ret
02006 | Castlestone Almond Grip/Ret*



± 9,5

60x60

00457 | Castlestone Antislip Almond Ret



30x60

00150 | Castlestone Muretto Almond Ret




30x60

00225 | Castlestone Mix Warm Ret



30x60

*00283 | Castlestone Inciso Almond Ret



30x30

00160 | Castlestone Mosaico Almond Ret

* Decori realizzati con smalti e metalli preziosi. Vedere nota a pag. 394-395
Decors made with glazes and precious metals. See note on pages 394-395
Dekore aus Glasuren und Edelmetallen. Siehe Hinweis auf Seiten 394-395
Décors réalisés avec des émaux et des métaux précieux. Voir note aux pages 394-395


Pezzi speciali
Special pieces



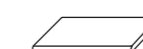
Step 30x60 ± 9,5



Elemento L 30x90 ± 20



Battiscopa 8x60 ± 9,5
Battiscopa 8x80 ± 10,5
Battiscopa 7x90 ± 10,5



Gradone 45x90 ± 20



Griglia Scolo 18x90 ± 20




Grey



80x80
03677 | Castlestone Grey Nat/Ret



60x60
00128 | Castlestone Grey Nat/Ret
00133 | Castlestone Grey Lap/Ret




30x60
00138 | Castlestone Grey Nat/Ret
00146 | Castlestone Grey Lap/Ret



45x90
03706 | Castlestone Grey Nat/Ret
03879 | Castlestone Grey Lap/Ret
02007 | Castlestone Grey Grip/Ret*



60x60
00458 | Castlestone Antislip Grey Ret




30x60
00151 | Castlestone Muretto Grey Ret



30x60
00224 | Castlestone Mix Cold Ret



30x60
***00284** | Castlestone Inciso Grey Ret



30x30
00161 | Castlestone Mosaico Grey Ret

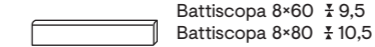


* Decori realizzati con smalti e metalli preziosi. Vedere nota a pag. 394-395
Decors made with glazes and precious metals. See note on pages 394-395
Dekore aus Glasuren und Edelmetallen. Siehe Hinweis auf Seiten 394-395
Décors réalisés avec des émaux et des métaux précieux. Voir note aux pages 394-395

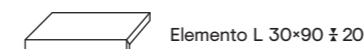
Pezzi speciali
Special pieces



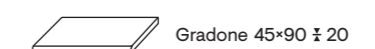
Step 30x60 \pm 9,5



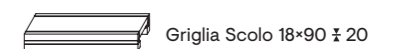
Battiscopa 8x60 \pm 9,5
Battiscopa 8x80 \pm 10,5
Battiscopa 7x90 \pm 10,5




Elemento L 30x90 \pm 20



Gradone 45x90 \pm 20




Griglia Scolo 18x90 \pm 20



Musk



80x80
03833 | Castlestone Musk Nat/Ret




60x60
00129 | Castlestone Musk Nat/Ret
00134 | Castlestone Musk Lap/Ret



30x60
00139 | Castlestone Musk Nat/Ret
00147 | Castlestone Musk Lap/Ret



45x90
03707 | Castlestone Musk Nat/Ret
03729 | Castlestone Musk Lap/Ret
02008 | Castlestone Musk Grip/Ret*



60x60
00459 | Castlestone Antislip Musk Ret




30x60
00152 | Castlestone Muretto Musk Ret



30x60
00225 | Castlestone Mix Warm Ret



30x60
*00285 | Castlestone Inciso Musk Lap/Ret



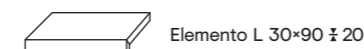
30x30
00162 | Castlestone Mosaico Musk Ret

* Decori realizzati con smalti e metalli preziosi. Vedere nota a pag. 394-395
Decors made with glazes and precious metals. See note on pages 394-395
Dekore aus Glasuren und Edelmetallen. Siehe Hinweis auf Seiten 394-395
Décors réalisés avec des émaux et des métaux précieux. Voir note aux pages 394-395

Pezzi speciali
Special pieces



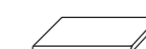
Step 30x60 \pm 9,5



Elemento L 30x90 \pm 20



Battiscopa 8x60 \pm 9,5
Battiscopa 8x80 \pm 10,5
Battiscopa 7x90 \pm 10,5




Gradone 45x90 \pm 20




Griglia Scolo 18x90 \pm 20

Black



80x80
03834 | Castlestone Black Nat/Ret




60x60
00130 | Castlestone Black Nat/Ret
00135 | Castlestone Black Lap/Ret



30x60
00141 | Castlestone Black Nat/Ret
00148 | Castlestone Black Lap/Ret



45x90
03881 | Castlestone Black Nat/Ret
03882 | Castlestone Black Lap/Ret



60x60
00460 | Castlestone Antislip Black Ret



30x60
00153 | Castlestone Muretto Black Ret



30x60
00224 | Castlestone Mix Cold Ret



30x60
***00286** | Castlestone Inciso Black Lap/Ret




30x30
00163 | Castlestone Mosaico Black Ret

* Decorazioni realizzate con smalti e metalli preziosi. Vedere nota a pag 394-395.
Decors made with glazes and precious metals. See note on pag 394-395.
Dekore aus Glasuren und Edelmetallen. Siehe Hinweis auf Seite 394-395.
Décors réalisés avec des émaux et des métaux précieux. Voir note à page 394-395.



Step 30x60 9,5



Battiscopa 8x60 9,5
Battiscopa 8x80 10,5
Battiscopa 7x90 10,5

Imballi

Packing
Verpackung
Emballage

Formato / Size		MM	Pezzi/Scatola Pieces/Box Stk/Karton Carreaux/Boîte	Mq/Scatola Sqmt/Box Qm/Karton M2/Boîte	Kg/Scatola Kgs/Box Kg/Karton Kg/Boîte	Scatole/Paletta Boxes/Pallet Karton/Pallet Boîte/Palette	Mq/Paletta Sqmt/Pallet Qm/Pallet M2 /Palette	Kg/Paletta Kgs/Pallet Kg/Pallet Kg/Palette	Formato Paletta Size Pallet Format Pallet Dim. Palette
80x80 Nat/Ret	P	9,5	2	1,28	27,5	50	64,00	1375	120x80x96
45x90 Nat/Ret - Lap/Ret	P	9,5	3	1,215	26,0	36	43,74	936	120x90x61
45x90 Grip/Ret	P	20	2	0,81	36,0	27	21,87	972	120x95x60
*60x60 Nat/Ret	P	9,5	3	1,08	21,5	40	43,2	860	120x80x75
*60x60 Antislip/Ret	P	9,5	3	1,08	21,5	40	43,2	860	120x80x75
*60x60 Lap/Ret	P	9,5	3	1,08	22,5	40	43,2	900	120x80x75
*30x60 Nat/Ret	P	9,5	6	1,08	21,5	48	51,84	1032	120x80x75
*30x60 Lap/Ret	P	9,5	6	1,08	21,5	48	51,84	1032	120x80x75
*30x60 Muretto	P	9,5	6	1,08	21,5	40	43,2	860	120x80x75
*30x60 Mix	P	9,5	6	1,08	21,5	48	51,84	1032	120x80x75
*30x60 Inciso	P	9,5	6	1,08	21,5	21	22,68	451,5	120x80x75
*30x30 Mosaico (Su Rete)	P	9,5	5	0,45	8,5	60			
Pezzi Speciali / Special Pieces									
7x90 Battiscopa	P	10,5	8	0,504	13	48			
8x80 Battiscopa	P	10,5	7	0,448	11	65			
8x60 Battiscopa	P	9,5	10	0,48	11	72			
30x60 Step	P	9,5	6	1,08	21,5	36			
45x90 Gradone	P	20	2	0,81	35	24			
30x90 Elemento L	P	20	2	0,54	24	24			
18x90 Griglia Scolo	P	20	1	0,162	7,5	48			

*Attenzione: verificare in fase di ordine il codice e l'imballo

*Note: In the ordering phase please check code and packaging

*Bitteachten: Beim Bestellen bitte die Kodenummer und die Verpackung kontrollieren

*Attention : Merci de vérifier emballage et la référence au moment de la commande

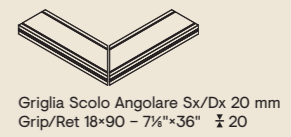
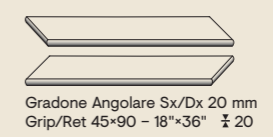
Collection
Serie
Gamme

	Formati Sizes						UPEC			Strutture 3D 3D Structures				
		80*80 31½"×31½"	45*90 18"×36"	45*90 18"×36"	*60*60 24"×24"	*30*60 12"×24"				Muretto *30*60 12"×24"	Mix Warm *30*60 12"×24"	Mix Cold *30*60 12"×24"	Inciso *30*60 12"×24"	Mosaico *30*30 (Su Rete) 12"×12" 2"×2" Dot
		± 9,5	± 9,5	± 20	± 9,5	± 9,5	DIN 51130	DIN 51097	DCOF	± 9,5	± 9,5	± 9,5	± 9,5	± 9,5
White	Nat/Ret	03832	03877		00126	00136	R10	A+B	> 0,42	00149	00225	00224	00282	00159
	Lap/Ret		03878		00131	00142	V3							
	Antislip/Ret				00456		R11	A+B+C						
Almond	Nat/Ret	03676	03704		00127	00137	R10	A+B	> 0,42	00150	00225		00283	00160
	Lap/Ret		03705		00132	00145	V3							
	Antislip/Ret				00457		R11	A+B+C						
Grey	Nat/Ret	03677	03706		00128	00138	R10	A+B	> 0,42	00151		00224	00284	00161
	Lap/Ret		03879		00133	00146	V3							
	Antislip/Ret				00458		R11	A+B+C						
Musk	Nat/Ret	03833	03707		00129	00139	R10	A+B	> 0,42	00152	00225			00162
	Lap/Ret		03729		00134	00147	V3					00285		
	Antislip/Ret				00459		R11	A+B+C						
Black	Nat/Ret	03834	03881		00130	00141	R10	A+B	> 0,42	00153		00224		00163
	Lap/Ret		03882		00135	00148	V3					00286		
	Antislip/Ret				00460		R11	A+B+C						

Collection
Serie
Gamme

	Formati Sizes							
		Battiscopa 7*90 2¾"×36"	Battiscopa 8*80 3¼"×31½"	Battiscopa 8*60 3¼"×24"	Step 30*60 12"×24"	Gradone 45*90 18"×36"	Elemento L 30*90 12"×36"	Griglia Scolo 18*90 7¼"×36"
		± 10,5	± 10,5	± 9,5	± 9,5	± 20	± 20	± 20
White	Nat/Ret	00199	00472	00179	00189			
	Lap/Ret	00204		00184	00194			
Almond	Nat/Ret	00200	00473	00180	00190			
	Lap/Ret	00205		00185	00195			
Grey	Nat/Ret	00201	00474	00181	00191			
	Lap/Ret	00206		00186	00196			
Musk	Nat/Ret	00202	00475	00182	00192			
	Lap/Ret	00207		00187	00197			
Black	Nat/Ret	00203	00476	00183	00193			
	Lap/Ret	00208		00188	00198			

Pezzi Speciali su Richiesta - Special pieces upon request
Formstücke auf Anfrage - Pièces spéciales sur demande



*Attenzione: verificare in fase di ordine il codice e l'imballo
*Note: In the ordering phase please check code and packaging
*Bitteachten: Beim Bestellen bitte die Kodenummer und die Verpackung kontrollieren
*Attention : Merci de vérifier emballage et la référence au moment de la commande

More



More è una moderna superficie di design; un equilibrato blend di pietre messo a punto dalla ricerca Piemme e declinato in numerosi formati e finiture; il tutto arricchito da superfici tridimensionali e decorazioni coordinate che rendono More un vero e proprio materiale d'architettura.


More is a modern design surface; it is a balanced blend of stones developed by Piemme research and available in numerous shapes and finishes; all this is enhanced by three-dimensional surfaces and decorations which make More a real architectural material.

More ist eine moderne Design-Oberfläche; ein ausgewogener Mix aus Steinen aus den Piemme-Forschungslabors. In zahlreichen Formaten und Oberflächenversionen erhältlich. Bereichert durch 3D-Oberflächen und passend abgestimmte Dekore, die More zu einem wahren Architektur-Material machen.

More est une surface au design moderne, un mélange subtilement dosé de pierres mis au point par la Recherche Piemme, décliné en de nombreux formats et finitions. Le tout est enrichi de surfaces tridimensionnelles et de décors coordonnés faisant de More un matériau d'architecture proprement dit.

5

Colori
Colours
Farben
Couleurs



2

Formati
Sizes
Formate
Formats



1

Spessori
Thickness
Stärke
Epaisseur

9,5

3

Superfici
Surfaces
Oberflächen
Surfaces

Naturale Levigato Velvet

3

Strutture 3D
3D structures
Strukturen
Decorations and relief



i

Effetto Pietra
Stone Look
Natursteinoptik
Effet Pierre

Rivestimento
Wall Tiles
Wandfliesen
Revêtement

Pavimento
Floor Tiles
Bodenfliesen
Sol

Gres fine porcellanato ad impasto colorato
Coloured-body fine porcelain stoneware
Feinsteinzeug aus farbiger Masse
Grès cérame fin à pâte colorée

Tecnologia digitale
Digital technology
Digital Technologie
Technologie numérique

*Attenzione: verificare in fase di ordine il codice e l'imballo

*Note: In the ordering phase please check code and packaging

*Bitteachten: Beim Bestellen bitte die Kodenummer und die Verpackung kontrollieren

*Attention: Merci de vérifier emballage et la référence au moment de la commande



Bianco



± 9,5

60x60
00601 | More Bianco Nat/Ret
00606 | More Bianco Lev/Ret



± 9,5

30x60
00612 | More Bianco Nat/Ret
00617 | More Bianco Lev/Ret



30x60
00654 | More Velvet Bianco Ret



30x60
00648 | More Design Bianco Ret



30x60
00719 | More Muretto Bianco Ret



30x30
00659 | More Mosaico Bianco Nat/Ret



30x30
00843 | More Mosaico Levigato Bianco




10x30
00665 | More Bianco Nat/Ret

Avorio




± 9,5

60x60
00603 | More Avorio Nat/Ret
00608 | More Avorio Lev/Ret



± 9,5

30x60
00614 | More Avorio Nat/Ret
00619 | More Avorio Lev/Ret



30x60
00656 | More Velvet Avorio Ret



30x60
00651 | More Design Avorio Ret



30x60
00722 | More Muretto Avorio Ret



30x30
00662 | More Mosaico Avorio Nat/Ret



30x30
00845 | More Mosaico Levigato Avorio




10x30
00667 | More Avorio Nat/Ret



Tortora




60x60
00604 | More Tortora Nat/Ret
00609 | More Tortora Lev/Ret



30x60
00615 | More Tortora Nat/Ret
00620 | More Tortora Lev/Ret



30x60
00657 | More Velvet Tortora Ret



30x60
00652 | More Design Tortora Ret



30x60
00723 | More Muretto Tortora Ret



30x30
00663 | More Mosaico Tortora Nat/Ret



30x30
00846 | More Mosaico Levigato Tortora




10x30
00668 | More Tortora Nat/Ret



Perla



60x60
00602 | More Perla Nat/Ret
00607 | More Perla Lev/Ret



30x60
00613 | More Perla Nat/Ret
00618 | More Perla Lev/Ret




30x60
00655 | More Velvet Perla Ret



30x60
00649 | More Design Perla Ret



30x60
00721 | More Muretto Perla Ret



30x30
00661 | More Mosaico Perla Nat/Ret



30x30
00844 | More Mosaico Levigato Perla



10x30
00666 | More Perla Nat/Ret

Grigio



± 9,5

60x60
00605 | More Grigio Nat/Ret
00611 | More Grigio Lev/Ret



± 9,5

30x60
00616 | More Grigio Nat/Ret
00621 | More Grigio Lev/Ret



30x60
00658 | More Velvet Grigio Ret



30x60
00653 | More Design Grigio Ret



30x60
00724 | More Muretto Grigio Ret



30x30
00664 | More Mosaico Grigio Nat/Ret



30x30
00847 | More Mosaico Levigato Grigio



10x30
00669 | More Grigio Nat/Ret





Imballi

Packing
Verpackung
Emballage

Formato / Size		± MM	Pezzi/Scatola Pieces/Box Stck/Karton Carreaux/Boite	Mq/Scatola Sqmt/Box Qm/Karton M2/Boite	Kg/Scatola Kgs/Box Kg/Karton Kg/Boite	Scatole/Paletta Boxes/Pallet Karton/Pallet Boite/Palette	Mq/Paletta Sqmt/Pallet Qm/Pallet M2 /Palette	Kg/Paletta Kgs/Pallet Kg/Pallet Kg/Palette	Formato Paletta Size Pallet Format Pallet Dim. Palette
*60x60 Nat/Ret	P	9,5	3	1,08	21,5	40	43,2	860	120x80x75
*60x60 Lev/Ret	P	9,5	3	1,08	22,5	40	43,2	900	120x80x75
*30x60 Nat/Ret	P	9,5	6	1,08	21,5	48	51,84	1032	120x80x75
*30x60 Lev/Ret	P	9,5	6	1,08	22,5	48	51,84	1080	120x80x75
*30x60 Design	P	9,5	6	1,08	21,5	40	43,2	860	120x80x75
*30x60 Muretto	P	9,5	6	1,08	22,5	40	43,2	900	120x80x75
*30x60 Velvet	P	9,5	6	1,08	21,5	48	51,84	1032	120x80x75
*30x30 Mosaico (Su Rete)	P	9,5	5	0,45	8,5	60			
*30x30 Mosaico Levigato (Su Rete)	P	9,5	5	0,45	8,5	60			
*10x30	P	9,5	12	0,36	7,4	84			
Pezzi Speciali / Special Pieces									
8x60 Battiscopa	P	9,5	10	0,48	11	72			
30x60 Step	P	9,5	6	1,08	21,5	36			

*Attenzione: verificare in fase di ordine il codice e l'imballo
*Note: In the ordering phase please check code and packaging
*Bitteachten: Beim Bestellen bitte die Kodenummer und die Verpackung kontrollieren
*Attention: Merci de vérifier emballage et la référence au moment de la commande



Riepilogo Gamma

Collection
Serie
Gamme

	Formati Sizes			UPEC			Strutture 3D 3D Structures			
		*60*60 24"*24"	*30*60 12"*24"	DIN 51130	DIN 51097	DCOF	Design *30*60 12"*24"	Muretto *30*60 12"*24"	Velvet *30*60 12"*24"	
		± 9,5	± 9,5				± 9,5	± 9,5	± 9,5	
 Bianco	Nat/Ret	00601	00612	V3	R10	A	> 0,42	00648	00719	
	Lev/Ret	00606	00617							
	Velvet/Ret		00654	R11	A+B+C	> 0,42			00654	
 Avorio	Nat/Ret	00603	00614	V3	R10	A	> 0,42	00651	00722	
	Lev/Ret	00608	00619							
	Velvet/Ret		00656	R11	A+B+C	> 0,42			00656	
 Tortora	Nat/Ret	00604	00615	V3	R10	A	> 0,42	00652	00723	
	Lev/Ret	00609	00620							
	Velvet/Ret		00657	R11	A+B+C	> 0,42			00657	
 Perla	Nat/Ret	00602	00613	V3	R10	A	> 0,42	00649	00721	
	Lev/Ret	00607	00618							
	Velvet/Ret		00655	R11	A+B+C	> 0,42			00655	
 Grigio	Nat/Ret	00605	00616	V3	R10	A	> 0,42	00653	00724	
	Lev/Ret	00611	00621							
	Velvet/Ret		00658	R11	A+B+C	> 0,42			00658	

*Attenzione: verificare in fase di ordine il codice e l'imballo
 *Note: In the ordering phase please check code and packaging
 *Bitteachten: Beim Bestellen bitte die Kodenummer und die Verpackung kontrollieren
 *Attention : Merci de vérifier emballage et la référence au moment de la commande

Riepilogo Gamma

Collection
Serie
Gamme

	Formati Sizes				Pezzi Speciali Special Pieces	
		Mosaico *30*30 (Su Rete) 12"*12" (2"*2" Dot)	Mosaico Levigato *30*30 (Su Rete) 12"*12" (1/16"*1/16" Dot)	*10*30 4"*12"	Battiscopa 8*60 3/4"*24"	Step 30*60 12"*24"
		± 9,5	± 3	± 9,5	± 9,5	± 9,5
 Bianco	Nat/Ret	00659		00665	00682	00693
	Lev/Ret		00843		00687	00698
 Avorio	Nat/Ret	00662		00667	00684	00695
	Lev/Ret		00845		00689	00701
 Tortora	Nat/Ret	00663		00668	00685	00696
	Lev/Ret		00846		00691	00702
 Perla	Nat/Ret	00661		00666	00683	00694
	Lev/Ret		00844		00688	00699
 Grigio	Nat/Ret	00664		00669	00686	00697
	Lev/Ret		00847		00692	00703

*Attenzione: verificare in fase di ordine il codice e l'imballo
 *Note: In the ordering phase please check code and packaging
 *Bitteachten: Beim Bestellen bitte die Kodenummer und die Verpackung kontrollieren
 *Attention : Merci de vérifier emballage et la référence au moment de la commande

Ardesia



“Ardesia” si ispira alla pietra naturale, nella sua tipica finitura a spacco fine; grazie ad una moderna tecnologia produttiva, tutto il fascino di questa pietra sedimentaria viene riprodotto con grande naturalezza sulla superficie di un gres porcellanato di ultima generazione.

The “Ardesia” series was inspired by natural slate, in its typical fine split finish; thanks to modern production technology, all the appeal of this sedimentary rock is reproduced in a highly natural way on the surface of latest-generation porcelain stoneware.

Die Serie “Ardesia” ist am natürlichen Schiefer mit seiner typischen, feingespaltenen Struktur inspiriert. Dank einer modernen Produktionstechnologie wird die ganze Magie dieses Sedimentgesteins mit absolut natürlichem Effekt auf der Oberfläche eines Feinsteinzeugs der jüngsten Generation nachgebildet.

La série “Ardesia” s’inspire de l’ardoise naturelle dont elle reproduit la finition caractéristique à fente fine. Grâce à une technologie de fabrication moderne, tout le charme de cette pierre sédimentaire revit très naturellement à la surface d’un grès cérame de dernière génération.

5

Colori
Colours
Farben
Couleurs


Bianco



Beige



Marrone



Grigio



Nero



1

Formati
Sizes
Formate
Formats

*30×60
12"×24"



1

Spessori
Thickness
Stärke
Épaisseur

9,5

1

Superfici
Surfaces
Oberflächen
Surfaces

Naturale

i

Effetto Pietra
Stone Look
Natursteinoptik
Effet Pierre

Rivestimento
Wall Tiles
Wandfliesen
Revêtement

Pavimento
Floor Tiles
Bodenfliesen
Sol

Gres fine porcellanato ad impasto colorato
Coloured-body fine porcelain stoneware
Feinsteinzeug aus farbiger Masse
Grès cérame fin à pâte colorée

Tecnologia digitale
Digital technology
Digital Technologie
Technologie numérique

*Attenzione: verificare in fase di ordine il codice e l’imballo

*Note: In the ordering phase please check code and packaging


*Bitteachten: Beim Bestellen bitte die Kodenummer und die Verpackung kontrollieren

*Attention : Merci de vérifier emballage et la référence au moment de la commande

Bianco




30x60
00748 | Ardesia Bianco Nat/Ret



30x30
00754 | Ardesia Mosaico Bianco Nat/Ret

Beige



30x60
00749 | Ardesia Beige Nat/Ret



30x30
00755 | Ardesia Mosaico Beige Nat/Ret

Marrone




30x60
00752 | Ardesia Marrone Nat/Ret



30x30
00757 | Ardesia Mosaico Marrone Nat/Ret

Grigio




30x60
00751 | Ardesia Grigio Nat/Ret



30x30
00756 | Ardesia Mosaico Grigio Nat/Ret

Nero



30x60
00753 | Ardesia Nero Nat/Ret



30x30
00758 | Ardesia Mosaico Nero Nat/Ret

Imballi

Packing
Verpackung
Emballage

Formato / Size		± MM	Pezzi/Scatola Pieces/Box Stck/Karton Carreaux/Boîte	Mq/Scatola Sqmt/Box Qm/Karton M2/Boîte	Kg/Scatola Kgs/Box Kg/Karton Kg/Boîte	Scatole/Paletta Boxes/Pallet Karton/Pallet Boîte/Palette	Mq/Paletta Sqmt/Pallet Qm/Pallet M2 /Palette	Kg/Paletta Kgs/Pallet Kg/Pallet Kg/Palette	Formato Paletta Size Pallet Format Pallet Dim. Palette
*30x60 Nat/Ret	P	9,5	6	1,08	21,5	48	51,84	1032	120x80x75
*30x30 Mosaico (Su Rete)	P	9,5	5	0,45	8,5	60			
Pezzi Speciali / Special Pieces									
8x60 Battiscopa	P	9,5	10	0,48	11	72			
30x60 Step	P	9,5	6	1,08	21,5	36			

Riepilogo Gamma

Collection
Serie
Gamme

Formati Sizes						Mosaico *30x30 (su rete) 12"x12" / 2"x2" Dot	Pezzi Speciali Special Pieces		
		± 9,5	DIN 51130	DIN 51097	DCOF		Battiscopa 8x60 3½"x24"	Step 30x60 12"x24"	
Bianco	Nat/Ret	00748	V2	R10	A+B	> 0,42	00754	00765	00771
Beige	Nat/Ret	00749	V2	R10	A+B	> 0,42	00755	00766	00772
Marrone	Nat/Ret	00752	V2	R10	A+B	> 0,42	00757	00768	00774
Grigio	Nat/Ret	00751	V2	R10	A+B	> 0,42	00756	00767	00773
Nero	Nat/Ret	00753	V2	R10	A+B	> 0,42	00758	00769	00775

*Attenzione: verificare in fase di ordine il codice e l'imballo

*Note: In the ordering phase please check code and packaging

*Bitteachten: Beim Bestellen bitte die Kodenummer und die Verpackung kontrollieren

*Attention: Merci de vérifier emballage et la référence au moment de la commande



Cement Effect

Effetto Cemento / Cement Look / Beton Optik / Effet Béton

PAGINA / PAGE

Glitch	204
Shades	224
Urban	238

Glitch

Designed by Benoy



Glitch è una gamma di piastrelle in grès porcellanato sviluppata da Piemme in collaborazione con uno dei maggiori studi di design a livello internazionale: Benoy. Glitch si propone di valorizzare le caratteristiche disomogenee presenti nel calcestruzzo e tutte quelle piccole imperfezioni che caratterizzano questa superficie, come crepe, patine, graffi ed i segni lasciati nel tempo dagli agenti atmosferici.

Glitch is a range of porcelain stoneware tiles developed by Piemme in partnership with one of the biggest international design studios: Benoy. Glitch brings out and highlights the heterogeneous nature of concrete, and all those little imperfections characteristic of this surface, such as cracks, patinas, scratches and weathering.

Glitch ist eine Fliesenserie aus Feinsteinzeug, die Piemme in Kooperation mit dem namhaften Designbüro Benoy entwickelte. Glitch bringt die Betonoberfläche in ihrer Unvollkommenheit, samt all ihren kleinen Makeln wie Risse, Ablagerungen, Kratzer und Verwitterungserscheinungen.

Glitch est une collection de carreaux en grès cérame imaginée par Piemme en collaboration avec l'un des plus prestigieux bureaux de design sur la scène internationale : Benoy. Glitch veut mettre en valeur les hétérogénéités du béton, ainsi que toutes les petites imperfections distinctives de cette surface, comme les craquements, les patines, les rayures et les signes que les agents atmosphériques laissent au fil du temps.

8

Colori
Colours
Farben
Couleurs

Salt



Sand




Gravel




Clay



Ash




Flint



Graphite



Carbon



5

Formati
Sizes
Formate
Formats

119,5×119,5
47½"×47½"



*60×119,5
24"×47½"



*89,5×89,5
35¼"×35¼"



*60×60
24"×24"



*30×60
12"×24"



3

Spessori
Thickness
Stärke
Épaisseur

±9

±9,5

±20

3

Superfici
Surfaces
Oberflächen
Surfaces

Naturale

Antislip

Grip

1

Strutture 3D
3D structures
Strukturen
Decorations and relief

Fault



i

Effetto Cemento
Cement Look
Beton Optik
Effet Béton

Rivestimento
Wall Tiles
Wandfliesen
Revêtement

Pavimento
Floor Tiles
Bodenfliesen
Sol

Gres fine porcellanato ad impasto colorato
Coloured-body fine porcelain stoneware
Feinsteinzeug aus farbiger Masse
Grès cérame fin à pâte colorée

Tecnologia digitale
Digital technology
Digital technologie
Technologie numérique

*Attenzione: verificare in fase di ordine il codice e l'imballo

*Note: In the ordering phase please check code and packaging

*Bitteachten: Beim Bestellen bitte die Kodenummer und die Verpackung kontrollieren

*Attention : Merci de vérifier emballage et la référence au moment de la commande



Salt



± 9

119,5×119,5
03292 | Glitch Salt Nat/Ret



± 9,5

89,5×89,5
03307 | Glitch Salt Nat/Ret




± 9,5

60×60
03285 | Glitch Salt Nat/Ret
03465 | Glitch Salt Antislip/Ret



± 9,5

60×119,5
03267 | Glitch Salt Nat/Ret



60×119,5
03298 | Glitch Fault Salt Nat/Ret


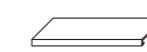



± 9,5

30×60
03276 | Glitch Salt Nat/Ret




60×119,5
03304 | Glitch Mix Warm Nat/Ret






Sand



60x119,5
03266 | Glitch Sand Nat/Ret



60x60
03284 | Glitch Sand Nat/Ret
03891 | Glitch Sand Grip/Ret*



30x60
03275 | Glitch Sand Nat/Ret



60x119,5
03297 | Glitch Fault Sand Nat/Ret



60x119,5
03304 | Glitch Mix Warm Nat/Ret



Gravel



± 9

119,5×119,5

03291 | Glitch Gravel Nat/Ret



± 9,5

89,5×89,5

03306 | Glitch Gravel Nat/Ret



± 9,5
± 20*

60×60

03283 | Glitch Gravel Nat/Ret
03464 | Glitch Gravel Antislip/Ret
03889 | Glitch Gravel Grip/Ret*



± 9,5


60×119,5

03265 | Glitch Gravel Nat/Ret



60×119,5

03296 | Glitch Fault Gravel Nat/Ret



± 9,5


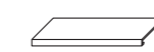

30×60

03274 | Glitch Gravel Nat/Ret



60×119,5

03304 | Glitch Mix Warm Nat/Ret





Clay



± 9,5

60x119,5
03264 | Glitch Clay Nat/Ret



± 9,5

60x60
03282 | Glitch Clay Nat/Ret



± 9,5

30x60
03273 | Glitch Clay Nat/Ret



60x119,5
03295 | Glitch Fault Clay Nat/Ret




60x119,5
03304 | Glitch Mix Warm Nat/Ret

Pezzi speciali
Special pieces



Battiscopa 4,5x60 ± 9,5



Gradino Costa Retta 33x119,5 ± 9,5



Bacchetta Jolly 1,5x119,5 ± 9,5

Unghia Jolly 1,5x1,5 ± 9,5



Ash



± 9

119,5×119,5

03293 | Glitch Ash Nat/Ret



± 9,5

89,5×89,5


03308 | Glitch Ash Nat/Ret



± 9,5
± 20*

60×60

03286 | Glitch Ash Nat/Ret
03466 | Glitch Ash Antislip/Ret
03892 | Glitch Ash Grip/Ret*



± 9,5

60×119,5

03268 | Glitch Ash Nat/Ret



60×119,5


03299 | Glitch Fault Ash Nat/Ret



± 9,5

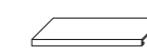

30×60

03277 | Glitch Ash Nat/Ret



60×119,5

03305 | Glitch Mix Cold Nat/Ret






Flint



± 9,5

60×119,5

03269 | Glitch Flint Nat/Ret



± 9,5

60×60

03287 | Glitch Flint Nat/Ret



± 9,5


30×60

03278 | Glitch Flint Nat/Ret



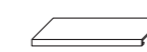
60×119,5

03301 | Glitch Fault Flint Nat/Ret



60×119,5

03305 | Glitch Mix Cold Nat/Ret





Graphite



± 9

119,5×119,5

03294 | Glitch Graphite Nat/Ret



± 9,5

89,5×89,5

03309 | Glitch Graphite Nat/Ret



± 9,5

60×60

03288 | Glitch Graphite Nat/Ret
03467 | Glitch Graphite Antislip/Ret



± 9,5

60×119,5

03271 | Glitch Graphite Nat/Ret



60×119,5


03302 | Glitch Fault Graphite Nat/Ret



± 9,5


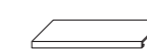
30×60

03279 | Glitch Graphite Nat/Ret




60×119,5

03305 | Glitch Mix Cold Nat/Ret




Carbon



± 9,5

60x119,5

03272 | Glitch Carbon Nat/Ret



± 9,5

60x60

03289 | Glitch Carbon Nat/Ret



± 9,5


30x60

03281 | Glitch Carbon Nat/Ret





60x119,5

03303 | Glitch Fault Carbon Nat/Ret



60x119,5

03305 | Glitch Mix Cold Nat/Ret



Imballi

Packing
Verpackung
Emballage

Formati Sizes		± MM	Pezzi Scatola Pieces/Box Stk/Karton Carreaux/Boîte	Mq/Scatola Sqmt/Box Qm/Karton M2/Boîte	Kg/Scatola Kgs/Box Kg/Karton Kg/Boîte	Scatole/Paletta Boxes/Pallet Karton/Palette Boîte/Palette	Mq/Paletta Sqmt/Pallet Qm/Pallet M2/Palette	Kg/Paletta Kgs/Pallet Kg/Pallet Kg/Palette	Formato Paletta Size Pallet Format Pallet Dim. Palette
119,5x119,5 (47¼"x47¼") Nat/Ret	P	9	2	2,86	55,50	22	62,92	1221	132x132x53
*89,5x89,5 (35¼"x35¼") Nat/Ret	P	9,5	2	1,602	36,50	20	32,04	730	94x110x60
*60x119,5 (24"x47¼") Nat/Ret	P	9,5	2	1,434	31,00	30	43,02	930	120x80x75
*60x60 (24"x24") Nat/Ret	P	9,5	3	1,08	21,50	40	43,2	860	120x80x75
*60x60 (24"x24") Antislip/Ret	P	9,5	3	1,08	21,50	40	43,2	860	120x80x75
60x60 (24"x24") Grip/Ret	P	20	2	0,72	32,4	32	23,04	1036,8	120x80x75
*30x60 (12"x24") Nat/Ret	P	9,5	6	1,08	21,50	48	51,84	1032	120x80x75
*60x119,5 (24"x47¼") Fault Nat/Ret	P	9,5	2	1,434	31,00	30	43,02	930	120x80x75
*60x119,5 (24"x47¼") Mix Nat/Ret	P	9,5	2	1,434	31,00	30	43,02	930	120x80x75
Pezzi Speciali / Special Pieces									
33x119,5 (13"x47¼") Gradino Costa Retta Nat/Ret	P	9,5	2	0,789	18,50	20	-	-	-
4,5x60 (1¼"x24") Battiscopa Nat/Ret	P	9,5	14	0,378	8,00	80	-	-	-
1,5x119,5 (¾"x47¼") Bacchetta Jolly Nat/Ret	P	9,5	6	0,108	2,50	48	-	-	-
1,5x1,5 (¾"x¾") Unghia Jolly Nat/Ret	P	9,5	6	0,001	0,50	48	-	-	-

*Attenzione: verificare in fase di ordine il codice e l'imballo

*Note: In the ordering phase please check code and packaging

*Bitteachten: Beim Bestellen bitte die Kodenummer und die Verpackung kontrollieren

*Attention: Merci de vérifier emballage et la référence au moment de la commande

Riepilogo Gamma

Collection
Serie
Gamme

								UPEC			
Formati Sizes		119,5x119,5 47 1/4"x47 1/4"	*89,5x89,5 35 1/4"x35 1/4"	*60x119,5 24"x47 1/4"	*60x60 24"x24"	60x60 24"x24"	*30x60 12"x24"	DIN 51130	DIN 51097	DCOF	BS EN 7976-2
		± 9	± 9,5	± 9,5	± 9,5	± 20	± 9,5				
Warm Tones											
	Nat/Ret	03292	03307	03267	03285		03276	V2	R10	A+B	P3
	Antislip/Ret				03465				R11	A+B+C	> 0,42 P4
	Nat/Ret			03266	03284		03275	V2	R10	A+B	P3
	Grip/Ret					03891			R11	A+B+C	> 0,42
	Nat/Ret	03291	03306	03265	03283		03274	V2	R10	A+B	P3
	Antislip/Ret				03464				R11	A+B+C	> 0,42 P4
	Grip/Ret					03889			R11	A+B+C	> 0,42
	Nat/Ret			03264	03282		03273	V2	R10	A+B	P3
Cold Tones											
	Nat/Ret	03293	03308	03268	03286		03277	V2	R10	A+B	P3
	Antislip/Ret				03466				R11	A+B+C	> 0,42 P4
	Grip/Ret					03892			R11	A+B+C	> 0,42
	Nat/Ret			03269	03287		03278	V2	R10	A+B	P3
	Nat/Ret	03294	03309	03271	03288		03279	V2	R10	A+B	P3
	Antislip/Ret				03467				R11	A+B+C	> 0,42 P4
	Nat/Ret			03272	03289		03281	V2	R10	A+B	P3

*Attenzione: verificare in fase di ordine il codice e l'imballo
 *Note: In the ordering phase please check code and packaging
 *Bitteachten: Beim Bestellen bitte die Kodenummer und die Verpackung kontrollieren
 *Attention : Merci de vérifier emballage et la référence au moment de la commande

Riepilogo Gamma

Collection
Serie
Gamme

				Pezzi Speciali Special Pieces			
Formati Sizes		Fault *60x119,5 24"x47 1/4"	Mix *60x119,5 24"x47 1/4"				
		± 9,5	± 9,5	± 9,5	± 9,5	± 9,5	± 9,5
Warm Tones							
	Nat/Ret	03298	03304	03321	03313	03329	03338
	Nat/Ret	03297	03304	03320	03312	03328	03337
	Nat/Ret	03296	03304	03731	03311	03327	03336
	Nat/Ret	03295	03304	03318	03310	03326	03335
Cold Tones							
	Nat/Ret	03299	03305	03732	03314	03331	03339
	Nat/Ret	03301	03305	03323	03315	03332	03341
	Nat/Ret	03302	03305	03324	03316	03333	03342
	Nat/Ret	03303	03305	03325	03317	03334	03343

*Attenzione: verificare in fase di ordine il codice e l'imballo
 *Note: In the ordering phase please check code and packaging
 *Bitteachten: Beim Bestellen bitte die Kodenummer und die Verpackung kontrollieren
 *Attention : Merci de vérifier emballage et la référence au moment de la commande

Shades

Designed by Gordon Guillaumier



Quando l'esattezza della tecnologia incontra l'imprecisione spontanea del decoro fatto a mano: la serialità e la molteplicità della produzione replicano incessantemente ogni istante in cui il segno è rimasto sospeso e delicato, quasi tremante e fanciullesco.


When the accuracy of technology meets the spontaneous imperfections of handmade decorations, that surprising décor effects come to light the multiplicity of the production incessantly replicate every instant in which the stroke is applied, suspended and delicate, almost trembling and childlike.

Die Präzision der Technologie trifft auf die spontane Unbestimmtheit des handgemalten Dekors: Serialität und Vielzahl der Produktion replizieren unaufhörlich jenen Augenblick, in dem das Zeichen in der Schwebe bleibt. Unschärf, beinahe bebend und kindlich.

Lorsque la précision de la technologie rencontre l'imprécision spontanée de la décoration faite à la main: le caractère en série de la production et sa multiplicité reproduisent sans cesse chaque instant où le signe reste en suspens, délicat, presque tremblant et enfantin.

5

Colori
Colours
Farben
Couleurs



5

Formati
Sizes
Formate
Formats

Noon	Dawn	Dusk	Evening	Night
*60×119,5 24"×47½"	80×80 31½"×31½"	*60×60 24"×24"	*30×60 12"×24"	17,5×20,5 6⅞"×8⅛"

2

Spessori
Thickness
Stärke
Épaisseur

±9,5	±8,5
------	------


1

Superfici
Surfaces
Oberflächen
Surfaces

Naturale

2

Strutture 3D
3D structures
Strukturen
Decorations and relief



i

Effetto Cemento
Cement Look
Beton Optik
Effet Béton

Rivestimento
Wall Tiles
Wandfliesen
Revêtement

Pavimento
Floor Tiles
Bodenfliesen
Sol

Gres fine porcellanato
Fine porcelain stoneware
Feinsteinzeug
Grès cérame fin

Tecnologia digitale
Digital technology
Digital Technologie
Technologie numérique

*Attenzione: verificare in fase di ordine il codice e l'imballo

*Note: In the ordering phase please check code and packaging

*Bitteachten: Beim Bestellen bitte die Kodenummer und die Verpackung kontrollieren

*Attention: Merci de vérifier emballage et la référence au moment de la commande



Noon



± 9,5

60×119,5

02289 | Shades Noon Nat/Ret



± 9,5

80×80

03862 | Shades Noon Nat/Ret



± 9,5


60×60

02273 | Shades Noon Nat/Ret



60×60

02278 | Shades Wash Noon Nat/Ret



± 9,5

30×60

02251 | Shades Noon Nat/Ret



30×60

02256 | Shades Wash Noon Nat/Ret



30×60

02262 | Shades Net Noon Nat/Ret



30×60

02267 | Shades Mesh Noon Nat/Ret



± 8,5

17,5×20,5

02464 | Shades Noon Nat



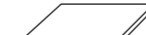
17,5×20,5

02459 | Shades Blot Noon Nat


Pezzi speciali
Special pieces



Battiscopa 4,5×60 ± 9,5
Battiscopa 8×80 ± 10,5
Battiscopa 6,5×119,5 ± 9,5



Step 30×119,5 ± 9,5



Dawn



± 9,5

60×119,5
02291 | Shades Dawn Nat/Ret



± 9,5

80×80
03863 | Shades Dawn Nat/Ret



± 9,5

60×60
02274 | Shades Dawn Nat/Ret



60×60
02279 | Shades Wash Dawn Nat/Ret



± 9,5

30×60
02252 | Shades Dawn Nat/Ret



30×60
02257 | Shades Wash Dawn Nat/Ret



30×60
02263 | Shades Net Dawn Nat/Ret



30×60
02268 | Shades Mesh Dawn Nat/Ret



± 8,5

17,5×20,5
02465 | Shades Dawn Nat



17,5×20,5
02460 | Shades Blot Dawn Nat



Dusk



± 9,5

60×119,5


02292 | Shades Dusk Nat/Ret



± 9,5

80×80

03864 | Shades Dusk Nat/Ret



± 9,5

60×60

02275 | Shades Dusk Nat/Ret



60×60

02281 | Shades Wash Dusk Nat/Ret



± 9,5

30×60

02253 | Shades Dusk Nat/Ret




30×60

02258 | Shades Wash Dusk Nat/Ret



30×60

02264 | Shades Net Dusk Nat/Ret



30×60

02269 | Shades Mesh Dusk Nat/Ret



± 8,5

17,5×20,5


02466 | Shades Dusk Nat



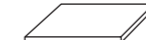
17,5×20,5

02461 | Shades Blot Dusk Nat

Pezzi speciali
Special pieces



Battiscopa 4,5×60 ± 9,5
Battiscopa 8×80 ± 10,5
Battiscopa 6,5×119,5 ± 9,5



Step 30×119,5 ± 9,5



Evening



± 9,5

60×119,5


02293 | Shades Evening Nat/Ret



± 9,5

80×80

03865 | Shades Evening Nat/Ret



± 9,5

60×60

02276 | Shades Evening Nat/Ret



60×60

02282 | Shades Wash Evening Nat/Ret



± 9,5


30×60

02254 | Shades Evening Nat/Ret



30×60

02259 | Shades Wash Evening Nat/Ret



30×60

02265 | Shades Net Evening Nat/Ret



30×60

02271 | Shades Mesh Evening Nat/Ret



± 8,5

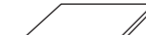
17,5×20,5

02467 | Shades Evening Nat



17,5×20,5

02462 | Shades Blot Evening Nat




Night



± 9,5

60×119,5


02294 | Shades Night Nat/Ret



± 9,5

80×80

03866 | Shades Night Nat/Ret



± 9,5

60×60

02277 | Shades Night Nat/Ret



60×60

02283 | Shades Wash Night Nat/Ret



± 9,5

30×60

02255 | Shades Night Nat/Ret




30×60

02261 | Shades Wash Night Nat/Ret



30×60

02266 | Shades Net Night Nat/Ret



30×60

02272 | Shades Mesh Night Nat/Ret



± 8,5


17,5×20,5

02468 | Shades Night Nat



17,5×20,5

02463 | Shades Blot Night Nat



Imballi

Packing
Verpackung
Emballage

Formati Sizes		± MM	Pezzi Scatola Pieces/Box Stck/Karton Carreaux/Boite	Mq/Scatola Sqmt/Box Qm/Karton M2/Boite	Kg/Scatola Kgs/Box Kg/Karton Kg/Boite	Scatole/Paletta Boxes/Pallet Karton/Palette Boite/Palette	Mq/Paletta Sqmt/Pallet Qm/Pallet M2/Palette	Kg/Paletta Kgs/Pallet Kg/Pallet Kg/Palette	Formato Paletta Size Pallet Format Pallet Dim. Palette
*60×119,5 (24"×47½") Nat/Ret	P	9,5	2	1,434	31,00	30	43,02	930	120×80×75
80×80 (31½"×31½") Nat/Ret	P	9,5	2	1,280	27,50	50	64	1375	120×80×96
*60×60 (24"×24") Nat/Ret	P	9,5	3	1,080	21,50	40	43,20	860	120×80×75
*30×60 (12"×24") Nat/Ret	P	9,5	6	1,080	21,50	48	51,84	1032	120×80×75
*30×60 (12"×24") Mesh/Net Nat/Ret	P	9,5	6	1,080	21,50	40	43,20	860	120×80×75
17,5×20,5 (6¾"×8½") Nat	P	8,5	37	1,000	18,00	60	60,00	1080	120×80×75
Pezzi Speciali / Special Pieces									
30×119,5 (12"×47½") Step Nat/Ret	P	9,5	3	1,080	24,00	20	-	-	-
6,5×119,5 (2½"×47½") Battiscopa Nat/Ret	P	9,5	8	0,621	12,50	48	-	-	-
8×80 (3¼"×31½") Battiscopa Nat/Ret	P	10,5	7	0,448	11,00	65	-	-	-
4,5×60 (1¾"×24") Battiscopa Nat/Ret	P	9,5	14	0,378	8,00	80	-	-	-

*Attenzione: verificare in fase di ordine il codice e l'imballo

*Note: In the ordering phase please check code and packaging

*Bitteachten: Beim Bestellen bitte die Kodenummer und die Verpackung kontrollieren

*Attention: Merci de vérifier emballage et la référence au moment de la commande

Riepilogo Gamma

Collection
Serie
Gamme

	Formati Sizes									DIN 51130	DIN 51097	DCOF	
		*60×119,5 24"×47½"	80×80 31½"×31½"	*60×60 24"×24"	Wash *60×60 24"×24"	*30×60 12"×24"	Wash *30×60 12"×24"	17,5×20,5 6¾"×8¼"	Blot 17,5×20,5 6¾"×8¼"				
	Nat							02464	02459	V2	R9	A	>0.42
	Nat/Ret	02289	03862	02273	02278	02251	02256						
	Nat							02465	02460	V2	R9	A	>0.42
	Nat/Ret	02291	03863	02274	02279	02252	02257						
	Nat							02466	02461	V2	R9	A	>0.42
	Nat/Ret	02292	03864	02275	02281	02253	02258						
	Nat							02467	02462	V2	R9	A	>0.42
	Nat/Ret	02293	03865	02276	02282	02254	02259						
	Nat							02468	02463	V2	R9	A	>0.42
	Nat/Ret	02294	03866	02277	02283	02255	02261						

*Attenzione: verificare in fase di ordine il codice e l'imballo
 *Note: In the ordering phase please check code and packaging
 *Bitteachten: Beim Bestellen bitte die Kodenummer und die Verpackung kontrollieren
 *Attention : Merci de vérifier emballage et la référence au moment de la commande

Riepilogo Gamma

Collection
Serie
Gamme

	Formati Sizes	Strutture 3D 3D Structures		Pezzi Speciali Special Pieces			
		Net *30×60 12"×24"	Mesh *30×60 12"×24"	Battiscopa 6,5×119,5 2½"×47½"	Battiscopa 8×80 3½"×31½"	Battiscopa 4,5×60 1¾"×24"	Step 30×119,5 12"×47½"
	Nat/Ret	02262	02267	02412	02417	02407	02428
	Nat/Ret	02263	02268	02413	02418	02408	02429
	Nat/Ret	02264	02269	02414	02419	02409	02430
	Nat/Ret	02265	02271	02415	02421	02410	02431
	Nat/Ret	02266	02272	02416	02422	02411	02432

*Attenzione: verificare in fase di ordine il codice e l'imballo
 *Note: In the ordering phase please check code and packaging
 *Bitteachten: Beim Bestellen bitte die Kodenummer und die Verpackung kontrollieren
 *Attention : Merci de vérifier emballage et la référence au moment de la commande

Urban



Una linea attuale dall'inconfondibile fascino metropolitano. Urban arreda con stile e originalità gli spazi del vivere contemporaneo.

A modern line with an unmistakable metropolitan appeal. Urban furnishes contemporary living areas with style and originality.

Eine aktuelle Linie mit dem besonderen Flair der Großstadt. Urban gestaltet die Lebensräume von heute originell und stilvoll.

Une ligne actuelle au charme métropolitain incomparable. Urban habille avec style et originalité les espaces de la vie contemporaine.

5

Colori
Colours
Farben
Couleurs

Bianco



Sabbia



Terra



Grigio



Nero



3

Formati
Sizes
Formate
Formats

80×80
31½"×31½"



*60×60
24"×24"



*30×60
12"×24"



2

Spessori
Thickness
Stärke
Epaisseur

±9,5

±20

2

Superfici
Surfaces
Oberflächen
Surfaces


Naturale

Grip

1

Strutture 3D
3D structures
Strukturen
Decorations and relief

Ciottoli



i

Effetto Cemento
Cement Look
Beton Optik
Effet Béton

Rivestimento
Wall Tiles
Wandfliesen
Revêtement

Pavimento
Floor Tiles
Bodenfliesen
Sol

Gres fine porcellanato ad impasto colorato
Coloured-body fine porcelain stoneware
Feinsteinzeug aus farbiger Masse
Grès cérame fin à pâte colorée

Tecnologia digitale
Digital technology
Digital Technologie
Technologie numérique

*Attenzione: verificare in fase di ordine il codice e l'imballo


*Note: In the ordering phase please check code and packaging

*Bitteachten: Beim Bestellen bitte die Kodenummer und die Verpackung kontrollieren

*Attention: Merci de vérifier emballage et la référence au moment de la commande



Bianco



80x80
03868 | Urban Bianco Nat/Ret



60x60
34220 | Urban Bianco Nat/Ret



30x60
34320 | Urban Bianco Nat/Ret



30x60
35610 | Ciottoli Bi/Sa/Te Nat/Ret



30x30
00308 | Urban Mosaico Bianco Nat/Ret



Sabbia



80x80
03869 | Urban Sabbia Nat/Ret




60x60
34230 | Urban Sabbia Nat/Ret
01713 | Urban Sabbia Grip/Ret*



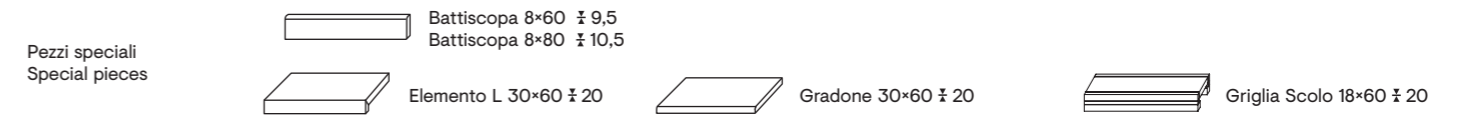
30x60
35480 | Urban Sabbia Nat/Ret



30x60
35610 | Ciottoli Bi/Sa/Te Nat/Ret



30x30
00309 | Urban Mosaico Sabbia Nat/Ret





Terra



80x80

03870 | Urban Terra Nat/Ret



60x60

34240 | Urban Terra Nat/Ret
01714 | Urban Terra Grip/Ret*



30x60

35490 | Urban Terra Nat/Ret



30x60

35610 | Ciottoli Bi/Sa/Te Nat/Ret



30x30

00311 | Urban Mosaico Terra Nat/Ret



Grigio




80x80

03871 | Urban Grigio Nat/Ret




60x60

34250 | Urban Grigio Nat/Ret
01715 | Urban Grigio Grip/Ret*




30x60

35590 | Urban Grigio Nat/Ret



30x60

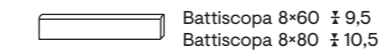
36040 | Ciottoli Ne/Gri/Te Nat/Ret



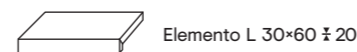
30x30

00312 | Urban Mosaico Grigio Nat/Ret

Pezzi speciali
Special pieces



Battiscopa 8x60 ± 9,5
Battiscopa 8x80 ± 10,5



Elemento L 30x60 ± 20



Gradone 30x60 ± 20



Griglia Scolo 18x60 ± 20


Nero



± 9,5

80x80

03872 | Urban Nero Nat/Ret



± 9,5

60x60

34260 | Urban Nero Nat/Ret



± 9,5

30x60

35600 | Urban Nero Nat/Ret



30x60

36040 | Ciottoli Ne/Gri/Te Nat/Ret



30x30

00313 | Urban Mosaico Nero Nat/Ret



Imballi

Packing
Verpackung
Emballage


Formati Sizes		± MM	Pezzi Scatola Pieces/Box Stck/Karton Carreaux/Boîte	Mq/Scatola Sqmt/Box Qm/Karton M2/Boîte	Kg/Scatola Kgs/Box Kg/Karton Kg/Boîte	Scatole/Paletta Boxes/Pallet Karton/Palette Boîte/Palette	Mq/Paletta Sqmt/Pallet Qm/Pallet M2/Palette	Kg/Paletta Kgs/Pallet Kg/Pallet Kg/Palette	Formato Paletta Size Pallet Format Pallet Dim. Palette
80x80 Nat/Ret	P	9,5	2	1,280	27,50	50	64,0	1375	120x80x96
*60x60 Nat/Ret	P	9,5	3	1,080	21,50	40	43,20	860	120x80x75
60x60 Grip/Ret	P	20	2	0,72	32,4	32	23,04	1036,8	120x80x75
*30x60 Nat/Ret	P	9,5	6	1,080	21,50	48	51,84	1032	120x80x75
*30x60 Ciottoli Nat/Ret	P	9,5	6	1,080	21,50	48	51,84	1032	120x80x75
*30x30 Mosaico (su rete)	P	9,5	5	0,45	8	60			
Pezzi Speciali / Special Pieces									
30x60 Gradone	P	20	2	0,36	17,00	36	-	-	-
30x60 Elemento L	P	20	2	0,36	17,00	30	-	-	-
18x60 Griglia scolo	P	20	1	0,108	5,00	48	-	-	-
8x80 Battiscopa Nat/Ret	P	10,5	7	0,448	11,00	65	-	-	-
8x60 Battiscopa Nat/Ret	P	9,5	10	0,48	11,00	72	-	-	-

*Attenzione: verificare in fase di ordine il codice e l'imballo

*Note: In the ordering phase please check code and packaging

*Bitteachten: Beim Bestellen bitte die Kodenummer und die Verpackung kontrollieren

*Attention: Merci de vérifier emballage et la référence au moment de la commande



Riepilogo Gamma

Collection
Serie
Gamme

Formati Sizes					UPEC				Strutture 3D 3D Structures	
	80*80 31½"×31½"	*60*60 24"×24"	60*60 24"×24"	*30*60 12"×24"	± 9,5	± 9,5	± 20	± 9,5	Ciottoli *30*60 12"×24"	Mosaico *30*30 su rete 12"×12" (2"×2" Dot)
					PEI	DIN 51130	DIN 51097	DCOF		
Bianco	Nat/Ret	03868	34220	34320	V2	V		>0.42		00308
Sabbia	Nat/Ret	03869	34230	35480	V2	V		>0.42		00309
	Grip/Ret			01713		R11	A+B+C	>0.42		
Terra	Nat/Ret	03870	34240	35490	V2	V		>0.42		00311
	Grip/Ret			01714		R11	A+B+C	>0.42		
Grigio	Nat/Ret	03871	34250	35590	V2	V		>0.42		00312
	Grip/Ret			01715		R11	A+B+C	>0.42		
Nero	Nat/Ret	03872	34260	35600	V2	IV		>0.42		00313
Ciottoli Bi-Sa-Te	Nat/Ret								35610	
Ciottoli Ne-Gri-Te	Nat/Ret								36040	


*Attenzione: verificare in fase di ordine il codice e l'imballo
 *Note: In the ordering phase please check code and packaging
 *Bitteachten: Beim Bestellen bitte die Kodenummer und die Verpackung kontrollieren
 *Attention : Merci de vérifier emballage et la référence au moment de la commande

Riepilogo Gamma

Collection
Serie
Gamme

Formati Sizes	Pezzi Speciali Special Pieces				
	Battiscopa 8*80 3½"×31½"	Battiscopa 8*60 3½"×24"	Gradone 30*60 12*24"	Elemento L 30*60 12"×24"	Griglia Scolo 18*60 7½"×24"
	± 10,5	± 9,5	± 20	± 20	± 20
Bianco	Nat/Ret	37000	00216		
Sabbia	Nat/Ret	37010	00217		
	Grip/Ret			00562	00559
Terra	Nat/Ret	37020	00218		
	Grip/Ret			00563	00560
Grigio	Nat/Ret	37030	00219		
	Grip/Ret			00564	00561
Nero	Nat/Ret	37120	00220		

Pezzi Speciali su Richiesta - Special pieces upon request
 Formstücke auf Anfrage - Pièces spéciales sur demande



Gradone Angolare Sx/Dx 20 mm
 Grip/Ret 30*60 - 12"×24" ± 20



Griglia Scolo Angolare Sx/Dx 20 mm
 Grip/Ret 18*60 - 7½"×24" ± 20



Wood Effect

Effetto Legno / Wood Look / Holzoptik / Effet Bois

PAGINA / PAGE

Fleur de Bois	250
Soul	260
Cottage	266

Fleur de Bois



Una collezione ispirata ad un mix essenze di noce americano e di noce nazionale sapientemente miscelate tra loro, alla ricerca dell'equilibrio per coglierne le migliori espressioni estetiche; quelle date dalle tipiche venature longitudinali con andamento regolare ed elegante.

A collection inspired by a mix of woods types – hickory and Italian walnut – skilfully blended in order to achieve a balance and highlight their best aesthetic expressions; those produced by typical longitudinal grains with a regular and elegant pattern.

Eine Kollektion, die sich an einem gelungenen Mix aus amerikanischem und europäischem Walnussbaum inspiriert, wobei die schönsten Ausdrucksformen zu einem ausgewogenen Ganzen komponiert wurden.

Cette collection s'inspire d'un mélange d'essences de noyer d'Amérique et de noyer d'Italie, savamment associées l'une à l'autre en un équilibre qui exalte leurs plus belles expressions esthétiques.

8

Colori
Colours
Farben
Couleurs

Blanc

Gris

Naturel


Beige

Brun

Glacé

Miel

Chocolat



4


Formati
Sizes
Formate
Formats

*60×119,5
24"×47½"

*20×119,5
8"×47½"

22,5×90
9"×36"

15×90
6"×36"



1

Spessori
Thickness
Stärke
Epaisseur

9,5

3

Superfici
Surfaces
Oberflächen
Surfaces

Naturale

Antislip

Levigato

i

Effetto Legno
Wood Look
Holzoptik
Effet Bois

Rivestimento
Wall Tiles
Wandfliesen
Revêtement

Pavimento
Floor Tiles
Bodenfliesen
Sol

Gres fine porcellanato ad impasto colorato
Coloured-body fine porcelain stoneware
Feinsteinzeug aus farbiger Masse
Grès cérame fin à pâte colorée

Tecnologia digitale
Digital technology
Digital Technologie
Technologie numérique

*Attenzione: verificare in fase di ordine il codice e l'imballo

*Note: In the ordering phase please check code and packaging

*Bitteachten: Beim Bestellen bitte die Kodenummer und die Verpackung kontrollieren

*Attention: Merci de vérifier emballage et la référence au moment de la commande



Blanc



± 9,5

20×119,5

03015 | Fleur De Bois Blanc Nat/Ret
03458 | Fleur De Bois Blanc Antislip/Ret



± 9,5

22,5×90

03699 | Fleur De Bois Blanc Nat/Ret



± 9,5

15×90

03698 | Fleur De Bois Blanc Nat/Ret



30×30

02046 | Fleur de Bois Blanc Linear Nat/Ret



20×20

02052 | Fleur de Bois Blanc Tarsia Nat/Ret



Gris



± 9,5

20×119,5

03014 | Fleur De Bois Gris Nat/Ret
03457 | Fleur De Bois Gris Antislip/Ret



± 9,5

22,5×90

03815 | Fleur De Bois Gris Nat/Ret



± 9,5

15×90

03821 | Fleur De Bois Gris Nat/Ret



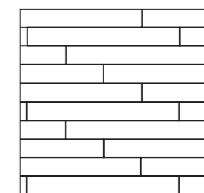
30×30

02045 | Fleur de Bois Gris Linear Nat/Ret

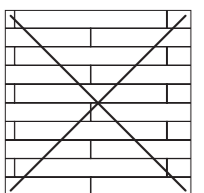


20×20

02051 | Fleur de Bois Gris Tarsia Nat/Ret



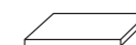
Posa Corretta
Correct Laying




Posa Sconsigliata
Wrong Laying No 50%

Per un risultato di posa ottimale si consiglia di prelevare i listoni da 5 scatole contemporaneamente.

For best installation results, we suggest taking the floorboard tiles from 5 boxes at the same time.



Step 20×120 ± 10,5



Battiscopa 7×90 ± 10,5
Battiscopa 6,5×120 ± 10,5



Naturel



± 9,5

20×119,5

03013 | Fleur De Bois Naturel Nat/Ret
03459 | Fleur De Bois Naturel Antislip/Ret



± 9,5

22,5×90

03697 | Fleur De Bois Naturel Nat/Ret



± 9,5

15×90

03696 | Fleur De Bois Naturel Nat/Ret



30×30

02047 | Fleur de Bois Naturel Linear Nat/Ret



20×20

02053 | Fleur de Bois Naturel Tarsia Nat/Ret

Beige



± 9,5

20×119,5

03016 | Fleur De Bois Beige Nat/Ret
03461 | Fleur De Bois Beige Antislip/Ret



± 9,5

22,5×90

03816 | Fleur De Bois Beige Nat/Ret



± 9,5

15×90

03822 | Fleur De Bois Beige Nat/Ret



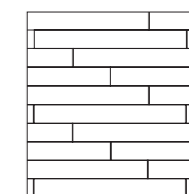
30×30

02048 | Fleur de Bois Beige Linear Nat/Ret

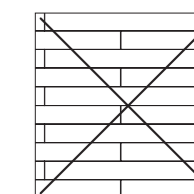


20×20

02054 | Fleur de Bois Beige Tarsia Nat/Ret



Posa Corretta
Correct Laying



Posa Sconsigliata
Wrong Laying No 50%

Per un risultato di posa ottimale si consiglia di prelevare i listoni da 5 scatole contemporaneamente.

For best installation results, we suggest taking the floorboard tiles from 5 boxes at the same time.

Brun



± 9,5

20×119,5

03017 | Fleur De Bois Brun Nat/Ret
03462 | Fleur De Bois Brun Antislip/Ret



± 9,5

22,5×90


03817 | Fleur De Bois Brun Nat/Ret



± 9,5

15×90

03823 | Fleur De Bois Brun Nat/Ret




30×30

02049 | Fleur de Bois Brun Linear Nat/Ret

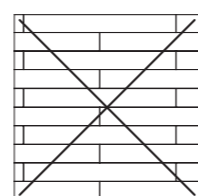


20×20

02055 | Fleur de Bois Brun Tarsia Nat/Ret



Posa Corretta
Correct Laying




Posa Sconsigliata
Wrong Laying No 50%

Per un risultato di posa ottimale si consiglia di prelevare i listoni da 5 scatole contemporaneamente.

For best installation results, we suggest taking the floorboard tiles from 5 boxes at the same time.



Chevron Glace



± 9,5

60×119,5

03025 | Chevron Glace Nat/Ret
03028 | Chevron Glace Lev/Ret

Chevron Miel




± 9,5

60×119,5

03024 | Chevron Miel Nat/Ret
03027 | Chevron Miel Lev/Ret


Chevron Chocolat




± 9,5

60×119,5



03026 | Chevron Chocolat Nat/Ret
03029 | Chevron Chocolat Lev/Ret



Posa corretta
Correct laying










Posa sconsigliata
Wrong laying



Imballi

Packing
Verpackung
Emballage

Formato / Size		± MM	 Pezzi Scatola Pieces/Box Stck/Karton Carreaux/Boîte	 Mq/Scatola Sqmt/Box Qm/Karton M2/Boîte	 Kg/Scatola Kgs/Box Kg/Karton Kg/Boîte	 Scatole/Paletta Boxes/Pallet Karton/Palette Boîte/Palette	 Mq/Paletta Sqmt/Pallet Qm/Pallet M2/Palette	 Kg/Paletta Kgs/Pallet Kg/Pallet Kg/Palette	 Formato Paletta Size Pallet Format Pallet Dim. Palette
*20*119,5 (8"*47¼") Nat/Ret - Antislip/Ret	P	9,5	5	1,195	26,00	48	57,36	1248	120*80*55
22,5*90 (9"*36") Nat/Ret	P	9,5	6	1,215	26,00	54	65,61	1404	120*90*85
15*90 (6"*36") Nat/Ret	P	9,5	9	1,215	26,00	48	58,32	1248	120*90*76
*60*119,5 (24"*47¼") Chevron Nat/Ret	P	9,5	2	1,434	31,00	30	43,02	930	120*80*75
*60*119,5 (24"*47¼") Chevron Lev/Ret	P	9,5	2	1,434	32,00	30	43,02	960	120*80*75
*30*30 (12"*12") Linear Nat/Ret	P	10,5	11	0,990	17,50	36	-	-	-
*20*20 (8"*8") Tarsia Nat/Ret	P	10,5	6	0,240	5,00	105	-	-	-
Pezzi Speciali / Special Pieces									
20*120 (8"*48") Step Nat/Ret	P	10,5	4	0,960	22,70	36	-	-	-
6,5*120 (2½"*48") Battiscopa Nat/Ret	P	10,5	8	0,624	14,00	48	-	-	-
7*90 (2¾"*36") Battiscopa Nat/Ret	P	10,5	8	0,504	13,00	48	-	-	-

*Attenzione: verificare in fase di ordine il codice e l'imballo
*Note: In the ordering phase please check code and packaging
*Bitteachten: Beim Bestellen bitte die Kodenummer und die Verpackung kontrollieren
*Attention : Merci de vérifier emballage et la référence au moment de la commande

Riepilogo Gamma

Collection
Serie
Gamme

Formato / Size		± MM	Pezzi Scatola Pieces/Box Stck/Karton Carreaux/Boîte	Mq/Scatola Sqmt/Box Qm/Karton M2/Boîte	Kg/Scatola Kgs/Box Kg/Karton Kg/Boîte	Scatole/Paletta Boxes/Pallet Karton/Palette Boîte/Palette	Mq/Paletta Sqmt/Pallet Qm/Pallet M2/Palette	Kg/Paletta Kgs/Pallet Kg/Pallet Kg/Palette	Formato Paletta Size Pallet Format Pallet Dim. Palette	UPEC			Linear *30*30 12"*12"	Tarsia *20*20 8"*8"	Pezzi Speciali Special Pieces			
										DIN 51130	DIN 51097	DCOF	± 10,5	± 10,5	*Step 20*120 8"*48"	Battiscopa 7*90 2¾"*36"	Battiscopa 6,5*120 2½"*48"	
 Blanc	Nat/Ret	03015	03699	03698						V3	R9	A	>0.42	02046	02052	02076	02083	02088
	Antislip/Ret	03458									R11	A+B+C	>0.42					
 Gris	Nat/Ret	03014	03815	03821						V3	R9	A	>0.42	02045	02051	02075	02082	02087
	Antislip/Ret	03457									R11	A+B+C	>0.42					
 Naturel	Nat/Ret	03013	03697	03696						V3	R9	A	>0.42	02047	02053	02077	02084	02089
	Antislip/Ret	03459									R11	A+B+C	>0.42					
 Beige	Nat/Ret	03016	03816	03822						V3	R9	A	>0.42	02048	02054	02078	02085	02091
	Antislip/Ret	03461									R11	A+B+C	>0.42					
 Brun	Nat/Ret	03017	03817	03823						V3	R9	A	>0.42	02049	02055	02079	02086	02092
	Antislip/Ret	03462									R11	A+B+C	>0.42					
 Glace	Nat/Ret								03025		R9	A	>0.42					
	Lev/Ret								03028									
 Miel	Nat/Ret								03024		R9	A	>0.42					
	Lev/Ret								03027									
 Chocolat	Nat/Ret								03026		R9	A	>0.42					
	Lev/Ret								03029									

*Verificare in fase di ordine lo spessore dei pezzi speciali
*Check the thickness of special pieces when ordering
*Bei der Bestellung die Stärke der Formteile prüfen
*Lors de la commande, vérifier l'épaisseur des pièces spéciales

*Attenzione: verificare in fase di ordine il codice e l'imballo
*Note: In the ordering phase please check code and packaging
*Bitteachten: Beim Bestellen bitte die Kodenummer und die Verpackung kontrollieren
*Attention : Merci de vérifier emballage et la référence au moment de la commande

Soul



L'essenza regina di tutti i legni è il rovere di quercia, capace di esprimersi in una moltitudine di possibilità. La ricerca Piemme ne ha indagato l'anima nel profondo, liberandola in tre principali declinazioni: naturale, rustico, recuperato.

The queen of wood is oak and it can express itself in a multitude of ways. Piemme research delved into its soul and declined its multifaceted nature in three ways: natural, rustic and reclaimed.

Die edelste aller Holzarten ist das Eichenholz, das seine Ausstrahlungskraft auf vielfältige Art zum Ausdruck bringen kann. Die Piemme Forschung hat sich eingehend mit dem Wesen dieses Holzes befasst und dieses in drei Hauptvarianten optisch umgesetzt: natürlich, rustikal, und gealtert.

Le roi de tous les bois est le chêne rouvre, en mesure d'adopter une multitude d'expressions différentes. La recherche Piemme a fouillé au plus profond de son âme pour en tirer trois principales formes: naturelle, rustique, de récupération.


4

Colori
Colours
Farben
Couleurs

Pure



Nordic



Knots



Reclaimed



1

Formati
Sizes
Formate
Formats

*20×119,5
8"×47½"

1

Spessori
Thickness
Stärke
Epaisseur

±9,5

2

Superfici
Surfaces
Oberflächen
Surfaces

Naturale Grip

i

Effetto Legno
Wood Look
Holzoptik
Effet Bois

Rivestimento
Wall Tiles
Wandfliesen
Revêtement

Pavimento
Floor Tiles
Bodenfliesen
Sol

Gres fine porcellanato ad impasto colorato
Coloured-body fine porcelain stoneware
Feinsteinzeug aus farbiger Masse
Grès cérame fin à pâte colorée

Tecnologia digitale
Digital technology
Digital Technologie
Technologie numérique

*Attenzione: verificare in fase di ordine il codice e l'imballo

*Note: In the ordering phase please check code and packaging

*Bitteachten: Beim Bestellen bitte die Kodenummer und die Verpackung kontrollieren

*Attention : Merci de vérifier emballage et la référence au moment de la commande



Gres fine porcellanato ad impasto colorato / Tecnologia digitale
Coloured-body fine porcelain stoneware / Digital technology

Feinsteinzeug aus farbiger Masse / Digital Technologie
Grès cérame fin à pâte colorée / Technologie numérique

Pure



20x119,5
02947 | Soul Pure Nat/Ret



20x15
02989 | Soul Kaleido Light Nat/Ret



19x22
02988 | Soul Mosaico Rolo Nat/Ret

Nordic



20x119,5
02948 | Soul Nordic Nat/Ret



19x22
02988 | Soul Mosaico Rolo Nat/Ret

Knots



20x119,5
02951 | Soul Knots Nat/Ret
03094 | Soul Knots Grip/Ret



19x22
02988 | Soul Mosaico Rolo Nat/Ret

Reclaimed



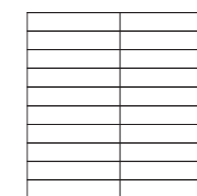
20x119,5
02953 | Soul Reclaimed Nat/Ret
03095 | Soul Reclaimed Grip/Ret



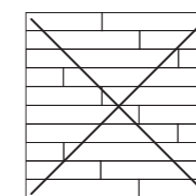
20x15
02990 | Soul Kaleido Dark Nat/Ret



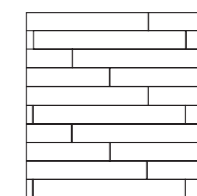
20x119,5
02986 | Soul Shield Nat/Ret



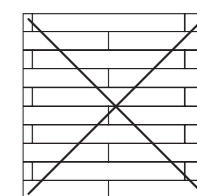
Posa Corretta (Shield)
(Shield) correct laying



Posa Sfalsata non consentita (Shield)
(Shield) wrong laying



Posa Corretta Fondi 20x119,5
Correct Laying of Tiles 20x119,5

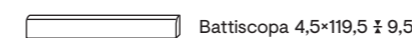


Posa Sconsigliata Fondi 20x119,5
Wrong Laying No 50% Tiles 20x119,5

Per un risultato di posa ottimale si consiglia di prelevare i listoni da 5 scatole contemporaneamente.

For best installation results, we suggest taking the floorboard tiles from 5 boxes at the same time.

Pezzi speciali
Special pieces



Battiscopa 4,5x119,5 ± 9,5



Imballi

Packing
Verpackung
Emballage

Formati Sizes		± MM	Pezzi Scatola Pieces/Box Stck/Karton Carreaux/Boîte	Mq/Scatola Sqmt/Box Qm/Karton M2/Boîte	Kg/Scatola Kgs/Box Kg/Karton Kg/Boîte	Scatole/Paletta Boxes/Pallet Karton/Palette Boîte/Palette	Mq/Paletta Sqmt/Pallet Qm/Pallet M2/Palette	Kg/Paletta Kgs/Pallet Kg/Pallet Kg/Palette	Formato Paletta Size Pallet Format Pallet Dim. Palette
*20×119,5 (8"×47¼") Nat/Ret	P	9,5	5	1,195	26,00	48	57,36	1248	120x80x55
*20×119,5 (8"×47¼") Grip/Ret	P	9,5	5	1,195	26,00	48	57,36	1248	120x80x55
*20×119,5 (8"×47¼") Shield Nat/Ret	P	9,5	5	1,195	26,00	48	57,36	1248	120x80x55
*20×15 (8"×6") Kaleido	P	9,5	25	0,750	15,50	36	-	-	-
*19×22 (7½"×8¾") Mosaico Rolo	P	9,5	11	0,46	10,00	30	-	-	-
Pezzi Speciali / Special Pieces									
4,5×119,5 (1¾"×47¼") Battiscopa Nat/Ret	P	9,5	6	0,323	8,00	48	-	-	-

Riepilogo Gamma

Collection
Serie
Gamme

Formati Sizes		UPEC				Shield *20×119,5 8"×47¼"	Kaleido *20×15 8"×6"	Mosaico Rolo *19×22 7½"×8¾"	Battiscopa 4,5×119,5 1¾"×47¼"	
		DIN 51130	DIN 51097	DCOF	± 9,5					
Pure	Nat/Ret	02947	V3	R10	A+B	>0.42	02986	02989	02988	02959
Nordic	Nat/Ret	02948	V3	R10	A+B	>0.42	02986		02988	02960
Knots	Nat/Ret	02951	V3	R10	A+B	>0.42	02986		02988	02961
	Grip/Ret	03094		R11	A+B+C	>0.42				
Reclaimed	Nat/Ret	02953	V3	R10	A+B	>0.42	02986	02990		02962
	Grip/Ret	03095		R11	A+B+C	>0.42				

*Attenzione: verificare in fase di ordine il codice e l'imballo

*Note: In the ordering phase please check code and packaging

*Bitteachten: Beim Bestellen bitte die Kodenummer und die Verpackung kontrollieren

*Attention: Merci de vérifier emballage et la référence au moment de la commande

Cottage



Sensazioni materiche, venature disegnate dal tempo e tonalità naturali: Cottage riveste gli spazi del vivere contemporaneo con l'essenza dei legnami più pregiati.


Tactile sensations, veins designed by time and natural colour shades: Cottage covers contemporary living spaces with the essence of the most precious woods.

Materische Empfindungen, von der Zeit gezeichnete Äderungen und natürliche Farböne: Cottage kleidet unsere modernen Lebensräume mit der Seele der edelsten Hölzer.

Des sensations de matière forte, des veinages tracés par le temps et des teintes naturelles; Cottage habille les espaces de vie contemporains avec l'essence des bois les plus précieux

8

Colori
Colours
Farben
Couleurs



3

Formati
Sizes
Formate
Formats

*20×119,5
8"×47½"

22,5×90
9"×36"

15×90
6"×36"

1

Spessori
Thickness
Stärke
Epaisseur

±9,5

2

Superfici
Surfaces
Oberflächen
Surfaces

Naturale

Velvet

1

Strutture 3D
3D structures
Strukturen
Decorations and relief

Velvet



i

Effetto Legno
Wood Look
Holzoptik
Effet Bois

Rivestimento
Wall Tiles
Wandfliesen
Revêtement

Pavimento
Floor Tiles
Bodenfliesen
Sol

Gres Fine porcellanato smaltato
Glazed porcelain Stoneware
Glasierte Feinsteinzeug
Grès cérame émaillé

Tecnologia digitale
Digital technology
Digital Technologie
Technologie numérique

*Attenzione: verificare in fase di ordine il codice e l'imballo

*Note: In the ordering phase please check code and packaging

*Bitteachten: Beim Bestellen bitte die Kodenummer und die Verpackung kontrollieren

*Attention : Merci de vérifier emballage et la référence au moment de la commande



Gres Fine porcellanato smaltato / Tecnologia digitale
Glazed porcelain Stoneware / Digital technology

Glasierte Feinsteinzeug / Digital Technologie
Grès cérame émaillé / Technologie numérique

Wood Effect
FLOOR AND MORE

Tiglio



20x119,5
03019 | Cottage Tiglio Nat/Ret



22,5x90
03659 | Cottage Tiglio Nat/Ret



15x90
03661 | Cottage Tiglio Nat/Ret



22,5x90
03808 | Cottage Velvet Tiglio Nat/Ret

Acacia



20x119,5
03022 | Cottage Acacia Nat/Ret



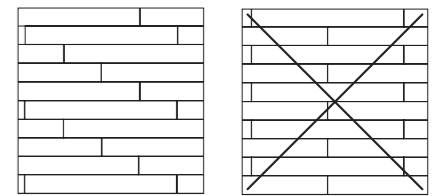
22,5x90
03633 | Cottage Acacia Nat/Ret



15x90
03629 | Cottage Acacia Nat/Ret



22,5x90
03694 | Cottage Velvet Acacia Nat/Ret



Posa Corretta
Correct Laying

Posa Sconsigliata
Wrong Laying No 50%


Per un risultato di posa ottimale si consiglia di prelevare i listoni da 5 scatole contemporaneamente.

For best installation results, we suggest taking the floorboard tiles from 5 boxes at the same time.

Olmo



20x119,5
02991 | Cottage Olmo Nat/Ret



22,5x90
03689 | Cottage Olmo Nat/Ret



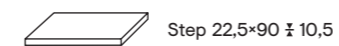
15x90
03688 | Cottage Olmo Nat/Ret



22,5x90
03811 | Cottage Velvet Olmo Nat/Ret

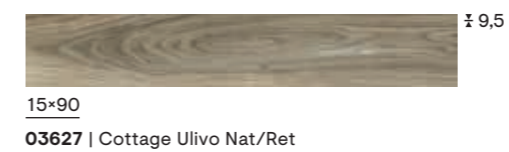
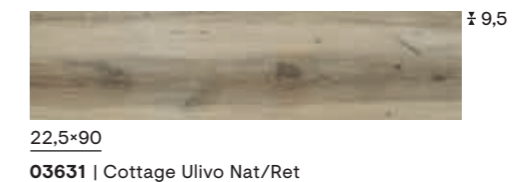
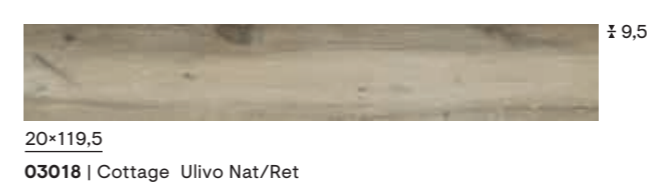


Pezzi speciali
Special pieces

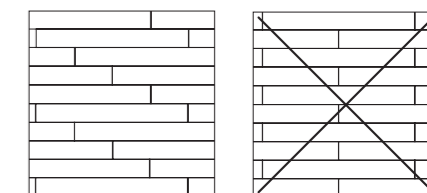

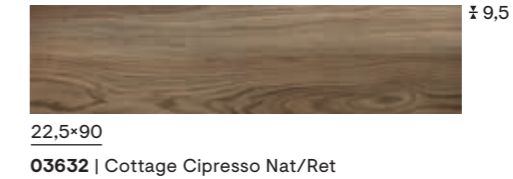
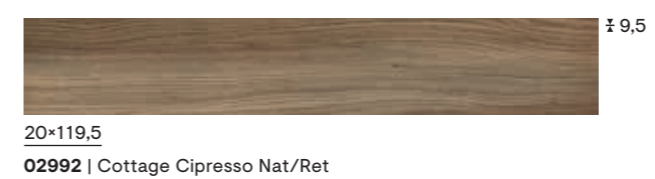




Ulivo



Cipresso



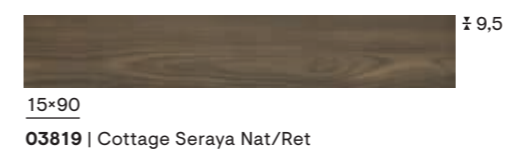
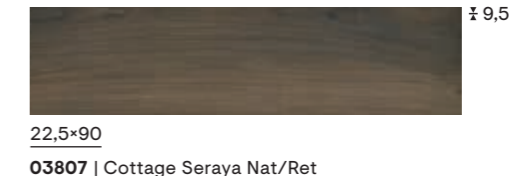
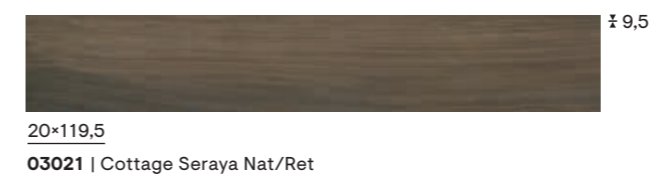
Posa Corretta
Correct Laying

Posa Sconsigliata
Wrong Laying No 50%

Per un risultato di posa ottimale si consiglia di prelevare i listoni da 5 scatole contemporaneamente.

For best installation results, we suggest taking the floorboard tiles from 5 boxes at the same time.

Seraya





Gres Fine porcellanato smaltato / Tecnologia digitale
Glazed porcelain Stoneware / Digital technology

Glasierte Feinsteinzeug / Digital Technologie
Grès cérame émaillé / Technologie numérique

Wood Effect
FLOOR AND MORE

Larice



20x119,5

03023 | Cottage Larice Nat/Ret



22,5x90

03693 | Cottage Larice Nat/Ret



15x90


03691 | Cottage Larice Nat/Ret



22,5x90


03814 | Cottage Velvet Larice Nat/Ret

Carpino



20x119,5

03020 | Cottage Carpino Nat/Ret




22,5x90

03806 | Cottage Carpino Nat/Ret



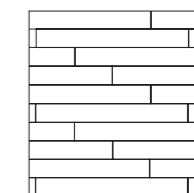
15x90

03818 | Cottage Carpino Nat/Ret

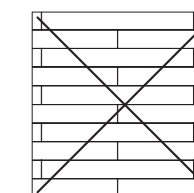


22,5x90

03813 | Cottage Velvet Carpino Nat/Ret



Posa Corretta
Correct Laying



Posa Sconsigliata
Wrong Laying No 50%

Per un risultato di posa ottimale si consiglia di prelevare i listoni da 5 scatole contemporaneamente.

For best installation results, we suggest taking the floorboard tiles from 5 boxes at the same time.



15x15

00278 | Maiolica Blu Ret



15x15

00279 | Maiolica Cotto Ret




15x15

00281 | Maiolica Grigio Ret

Pezzi speciali
Special pieces










Step 22,5x90 \pm 10,5



Battiscopa 7x90 \pm 10,5
Battiscopa 6,5x120 \pm 10,5

Packing
Verpackung
Emballage

Formato / Size		± MM	 Pezzi/Scatola Pieces/Box Stck/Karton Carreaux/Boîte	 Mq/Scatola Sqmt/Box Qm/Karton M2/Boîte	 Kg/Scatola Kgs/Box Kg/Karton Kg/Boîte	 Scatole/Paletta Boxes/Pallet Karton/Pallet Boîte/Palette	 Mq/Paletta Sqmt/Pallet Qm/Pallet M2 /Palette	 Kg/Paletta Kgs/Pallet Kg/Pallet Kg/Palette	 Formato Paletta Size Pallet Format Pallet Dim. Palette
*20x119,5 Nat/Ret	P	9,5	5	1,195	26	48	57,36	1248	120*80*55
15*90 Nat/Ret	P	9,5	9	1,215	26	48	58,32	1248	120*90*76
22,5*90 Nat/Ret - Velvet/Ret	P	9,5	6	1,215	26	54	65,61	1404	120*90*85
15*15 Maiolica Ret	P	10,5	6	0,135	3,4	55			
Pezzi Speciali / Special Pieces									
6,5*120 Battiscopa	P	10,5	8	0,624	14	48			
7*90 Battiscopa	P	10,5	8	0,504	13	48			
22,5*90 Step	P	10,5	4	0,81	20	72			


*Attenzione: verificare in fase di ordine il codice e l'imballo
 *Note: In the ordering phase please check code and packaging
 *Bitteachten: Beim Bestellen bitte die Kodenummer und die Verpackung kontrollieren
 *Attention : Merci de vérifier emballage et la référence au moment de la commande

Collection
Serie
Gamme

Formato / Size	Velvet	Formati / Sizes			DIN 51130	DIN 51097	DCOF	Pezzi Speciali / Special Pieces				Formati / Sizes		
		*20x119,5 8"x47½"	22,5x90 9"x36"	15x90 6"x36"				Velvet 22,5x90 9"x36"	Battiscopa 6,5x120 2½"x48"	Battiscopa 7x90 2¾"x36"	*Step Velvet 22,5x90 9"x36"		Maiolica 15x15 6"x6"	
 Tiglio	Nat/Ret	03019	03659	03661	V3	R10	A+B	> 0,42				 Grigio	Nat/Ret	00281
	Velvet/Ret		03808						R11	A+B+C	03808			
 Acacia	Nat/Ret	03022	03633	03629	V3	R10	A+B	> 0,42				 Blu	Nat/Ret	00278
	Velvet/Ret		03694						R11	A+B+C	03694			
 Olmo	Nat/Ret	02991	03689	03688	V3	R10	A+B	> 0,42				 Cotto	Nat/Ret	00279
	Velvet/Ret		03811						R11	A+B+C	03811			
 Ulivo	Nat/Ret	03018	03631	03627	V3	R10	A+B	> 0,42					Nat/Ret	
	Velvet/Ret		03809						R11	A+B+C	03809			
 Cipresso	Nat/Ret	02992	03632	03628	V3	R10	A+B	> 0,42					Nat/Ret	
	Velvet/Ret		03695						R11	A+B+C	03695			
 Seraya	Nat/Ret	03021	03807	03819	V3	R10	A+B	> 0,42					Nat/Ret	
	Velvet/Ret		03812						R11	A+B+C	03812			
 Larice	Nat/Ret	03023	03693	03691	V3	R10	A+B	> 0,42					Nat/Ret	
	Velvet/Ret		03814						R11	A+B+C	03814			
 Carpino	Nat/Ret	03020	03806	03818	V3	R10	A+B	> 0,42					Nat/Ret	
	Velvet/Ret		03813						R11	A+B+C	03813			

*Attenzione: verificare in fase di ordine il codice e l'imballo
 *Note: In the ordering phase please check code and packaging
 *Bitteachten: Beim Bestellen bitte die Kodenummer und die Verpackung kontrollieren
 *Attention : Merci de vérifier emballage et la référence au moment de la commande

*Verificare in fase di ordine lo spessore dei pezzi speciali
 *Check the thickness of special pieces when ordering
 *Bei der Bestellung die Stärke der Formteile prüfen
 *Lors de la commande, vérifier l'épaisseur des pièces spéciales



Contemporary

Contemporaneo / Contemporary / Moderne / Contemporain

PAGINA / PAGE

Materia 278

Fragments 296

277

Materia



Materia nasce dall'idea sviluppata in Piemme per una nuova espressione della ceramica, una materia nobile con una grande storia creativa che ritrova e rilancia il proprio estro originario e, grazie alla sua tecnica grafica, analizza l'estetica di materie differenti, come il metallo, la pietra e la ceramica stessa.

Materia is conceived to introduce a new expression of ceramics. A noble material with a great history relaunches its creative potential thanks to the graphic technique and the diverse esthetics of materials like metal, stone and ceramics itself.

Mit „Materia“ möchte Piemme der Keramik einen neuen Ausdruck verleihen. Das edle und geschichtsträchtige Material findet zurück zu seinen Wurzeln, erfindet sich neu und analysiert mit seiner graphischen Technik seine eigene Ästhetik sowie die anderer Materialien wie Metall und Stein.

« Materia » est l'aboutissement d'une idée développée par Piemme: donner à la céramique, matière noble, riche d'une histoire nourrie de créativité, une nouvelle forme d'expression où elle puisse retrouver son style originel. Ses techniques graphiques lui permettent d'analyser les dimensions esthétiques de matières comme le métal, la pierre ainsi que la céramique.

6

Colori
Colours
Farben
Couleurs

Opal



Shimmer



Nacre



Reflex



Rust



Deep



6

Formati
Sizes
Formate
Formats

119,5×119,5
47½"×47½"



*60×119,5
24"×47½"



90×90
36"×36"



*89,5×89,5
35¼"×35¼"



*60×60
24"×24"



*30×60
12"×24"



3

Spessori
Thickness
Stärke
Épaisseur

±9

±9,5

±20

3


Superfici
Surfaces
Oberflächen
Surfaces

Naturale Lappato Grip


2

Strutture 3D
3D structures
Strukturen
Decorations and relief

Tensegrity



Garage



i

Effetto Contemporaneo
Contemporary effect
Moderne Wirkung
Effet Contemporain

Rivestimento
Wall Tiles
Wandfliesen
Revêtement

Pavimento
Floor Tiles
Bodenfliesen
Sol

Gres fine porcellanato ad impasto colorato
Coloured-body fine porcelain stoneware
Feinsteinzeug aus farbiger Masse
Grès cérame fin à pâte colorée

Tecnologia digitale
Digital technology
Digitale Technologie
Technologie numérique

*Attenzione: verificare in fase di ordine il codice e l'imballo

*Note: In the ordering phase please check code and packaging

*Bitteachten: Beim Bestellen bitte die Kodenummer und die Verpackung kontrollieren

*Attention: Merci de vérifier emballage et la référence au moment de la commande



Opal



119,5×119,5
03071 | Materia Opal Nat/Ret
03075 | Materia Opal Lap/Ret



89,5×89,5
03468 | Materia Opal Nat/Ret
03473 | Materia Opal Lap/Ret




60×60
02847 | Materia Opal Nat/Ret
02853 | Materia Opal Lap/Ret




30×60
02827 | Materia Opal Nat/Ret
02834 | Materia Opal Lap/Ret



60×119,5
02859 | Materia Opal Nat/Ret
02866 | Materia Opal Lap/Ret



60×60
***02981** | Materia Platinum Nat/Ret
(mix 4 graphics)



30×60
02936 | Materia Garage Opal Nat/Ret



30×60
03079 | Materia Tensegrity Opal Nat/Ret



30×119,5
***02944** | Materia Raku Warm Nat/Ret
(handcrafted decor)

* Decori realizzati con smalti e metalli preziosi. Vedere nota a pag. 394-395
Decors made with glazes and precious metals. See note on pages 394-395
Dekore aus Glasuren und Edelmetallen. Siehe Hinweis auf Seiten 394-395
Décors réalisés avec des émaux et des métaux précieux. Voir note aux pages 394-395



Shimmer




119,5x119,5
03072 | Materia Shimmer Nat/Ret
03076 | Materia Shimmer Lap/Ret




60x119,5
02862 | Materia Shimmer Nat/Ret
02868 | Materia Shimmer Lap/Ret



30x119,5
***02944** | Materia Raku Warm Nat/Ret
(handcrafted decor)



90x90
02849 | Materia Shimmer Grip/Ret



89,5x89,5
03469 | Materia Shimmer Nat/Ret
03474 | Materia Shimmer Lap/Ret



60x60
02849 | Materia Shimmer Nat/Ret
02855 | Materia Shimmer Lap/Ret



30x60
02829 | Materia Shimmer Nat/Ret
02838 | Materia Shimmer Lap/Ret



30x60
02938 | Materia Garage Shimmer Nat/Ret




30x60
03082 | Materia Tensegrity Shimmer Nat/Ret




20x15
02989 | Soul Kaleido Light Nat/Ret

* Decori realizzati con smalti e metalli preziosi. Vedere nota a pag. 394-395
Decors made with glazes and precious metals. See note on pages 394-395
Dekore aus Glasuren und Edelmetallen. Siehe Hinweis auf Seiten 394-395
Décors réalisés avec des émaux et des métaux précieux. Voir note aux pages 394-395

Pezzi speciali
Special pieces



Battiscopa 4,5x60 ± 9,5




Gradino Costa Retta 33x119,5 ± 9,5

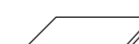


Bacchetta Jolly 1,5x119,5 ± 9,5

Unghia Jolly 1,5x1,5 ± 9,5



Elemento L 30x90 ± 20



Gradone 33x90 ± 20



Griglia Scolo 18x90 ± 20

Nacre



± 9,5

60x119,5
02861 | Materia Nacre Nat/Ret
02867 | Materia Nacre Lap/Ret



± 9,5

60x60
02848 | Materia Nacre Nat/Ret
02854 | Materia Nacre Lap/Ret



± 9,5

60x60
*02980 | Materia Gold Nat/Ret
(mix 4 graphics)



30x119,5
*02944 | Materia Raku Warm Nat/Ret
(handcrafted decor)



± 9,5

30x60
02828 | Materia Nacre Nat/Ret
02836 | Materia Nacre Lap/Ret



30x60
02937 | Materia Garage Nacre Nat/Ret




30x60
03081 | Materia Tensegrity Nacre Nat/Ret

* Decori realizzati con smalti e metalli preziosi. Vedere nota a pag. 394-395
Decors made with glazes and precious metals. See note on pages 394-395
Dekore aus Glasuren und Edelmetallen. Siehe Hinweis auf Seiten 394-395
Décors réalisés avec des émaux et des métaux précieux. Voir note aux pages 394-395



Reflex



60×119,5
02863 | Materia Reflex Nat/Ret
02869 | Materia Reflex Lap/Ret



90×90
02983 | Materia Reflex Grip/Ret




60×60
02850 | Materia Reflex Nat/Ret
02856 | Materia Reflex Lap/Ret



30×119,5
***02944** | Materia Raku Warm Nat/Ret
(handcrafted decor)



30×60
02831 | Materia Reflex Nat/Ret
02841 | Materia Reflex Lap/Ret



30×60
02939 | Materia Garage Reflex Nat/Ret



30×60
03083 | Materia Tensegrity Reflex Nat/Ret



* Decori realizzati con smalti e metalli preziosi. Vedere nota a pag. 394-395
Decors made with glazes and precious metals. See note on pages 394-395
Dekore aus Glasuren und Edelmetallen. Siehe Hinweis auf Seiten 394-395
Décors réalisés avec des émaux et des métaux précieux. Voir note aux pages 394-395



Rust



± 9

119,5×119,5

03073 | Materia Rust Nat/Ret
03077 | Materia Rust Lap/Ret



± 9,5

89,5×89,5

03471 | Materia Rust Nat/Ret
03475 | Materia Rust Lap/Ret



± 9,5

60×60


02851 | Materia Rust Nat/Ret
02857 | Materia Rust Lap/Ret



± 9,5

30×60

02832 | Materia Rust Nat/Ret
02843 | Materia Rust Lap/Ret



± 9,5

60×119,5

02864 | Materia Rust Nat/Ret
02871 | Materia Rust Lap/Ret



60×60

***02945** | Materia Jade Nat/Ret
(mix 4 graphics)



30×60

02941 | Materia Garage Rust Nat/Ret



30×60

03084 | Materia Tensegrity Rust Nat/Ret



30×119,5

***02944** | Materia Raku Warm Nat/Ret
(handcrafted decor)



20×15


02990 | Soul Kaleido Dark Nat/Ret

* Decori realizzati con smalti e metalli preziosi. Vedere nota a pag. 394-395
Decors made with glazes and precious metals. See note on pages 394-395
Dekore aus Glasuren und Edelmetallen. Siehe Hinweis auf Seiten 394-395
Décors réalisés avec des émaux et des métaux précieux. Voir note aux pages 394-395

Pezzi speciali
Special pieces



Battiscopa 4,5×60 ± 9,5



Gradino Costa Retta 33×119,5 ± 9,5



Bacchetta Jolly 1,5×119,5 ± 9,5

↳ Unghia Jolly 1,5×1,5 ± 9,5

Deep



119,5x119,5
03074 | Materia Deep Nat/Ret
03078 | Materia Deep Lap/Ret



90x90
02984 | Materia Deep Grip/Ret




60x60
02852 | Materia Deep Nat/Ret
02858 | Materia Deep Lap/Ret



30x60
02833 | Materia Deep Nat/Ret
02846 | Materia Deep Lap/Ret



60x119,5
02865 | Materia Deep Nat/Ret
02872 | Materia Deep Lap/Ret



89,5x89,5
03472 | Materia Deep Nat/Ret
03476 | Materia Deep Lap/Ret




30x60
02942 | Materia Garage Deep Nat/Ret



30x60
03085 | Materia Tensegrity Deep Nat/Ret



30x119,5
***02943** | Materia Raku Cold Nat/Ret
(handcrafted decor)



60x60
***02946** | Materia Zaphire Nat/Ret
(mix 4 graphics)

* Decori realizzati con smalti e metalli preziosi. Vedere nota a pag. 394-395
Decors made with glazes and precious metals. See note on pages 394-395
Dekore aus Glasuren und Edelmetallen. Siehe Hinweis auf Seiten 394-395
Décors réalisés avec des émaux et des métaux précieux. Voir note aux pages 394-395

Imballi

Packing
Verpackung
Emballage

Formati Sizes	P	± MM							
			Pezzi Scatola Pieces/Box Stck/Karton Carreaux/Boîte	Mq/Scatola Sqmt/Box Qm/Karton M2/Boîte	Kg/Scatola Kgs/Box Kg/Karton Kg/Boîte	Scatole/Paletta Boxes/Pallet Karton/Palette Boite/Palette	Mq/Paletta Sqmt/Pallet Qm/Pallet M2/Palette	Kg/Paletta Kgs/Pallet Kg/Pallet Kg/Palette	Formato Paletta Size Pallet Format Pallet Dim. Palette
119,5×119,5 (47¼"×47¼") Nat/Ret - Lap/Ret	P	9	2	2,86	55,50	22	62,92	1221	132x132x53
90×90 (36"×36") Grip/Ret	P	20	1	0,81	36,50	30	24,3	1095	94x94x105
*89,5×89,5 (35½"×35½") Nat/Ret - Lap/Ret	P	9,5	2	1,602	36,50	20	32,04	730	94x110x60
*60×119,5 (24"×47¼") Nat/Ret	P	9,5	2	1,434	31,00	30	43,02	930	120x80x75
*60×119,5 (24"×47¼") Lap/Ret	P	9,5	2	1,434	32,00	30	43,02	960	120x80x75
*60×60 (24"×24") Nat/Ret	P	9,5	3	1,08	21,50	40	43,2	860	120x80x75
*60×60 (24"×24") Lap/Ret	P	9,5	3	1,08	22,50	40	43,2	900	120x80x75
*30×60 (12"×24") Nat/Ret	P	9,5	6	1,08	21,50	48	51,84	1032	120x80x75
*30×60 (12"×24") Lap/Ret	P	9,5	6	1,08	22,50	48	51,84	1080	120x80x75
*30×119,5 (12"×47¼") Raku Nat/Ret	P	9,5	2	0,717	15,50	30	21,51	465	120x80x45
*60×60 (24"×24") Jade - Zaphire - Gold - Platinum Nat/Ret	P	9,5	2	0,72	14,50	32	23,04	464	120x80x75
*30×60 (12"×24") Garage Nat/Ret	P	9,5	6	1,08	21,50	40	43,2	860	120x80x75
*30×60 (12"×24") Tensegrity Nat/Ret	P	9,5	6	1,08	21,50	40	43,2	860	120x80x75
*20×15 (8"×6") Kaleido Nat/Ret	P	9,5	25	0,750	15,50	36	-	-	-
Pezzi Speciali / Special Pieces									
33×119,5 (13"×47¼") Gradino Costa Retta Nat/Ret - Lap/Ret	P	9,5	2	0,789	18,50	20	-	-	-
4,5×60 (1¼"×24") Battiscopa Nat/Ret - Lap/Ret	P	9,5	14	0,378	8,00	80	-	-	-
1,5×119,5 (¼"×47¼") Bacchetta Jolly Nat/Ret - Lap/Ret	P	9,5	6	0,108	2,50	48	-	-	-
1,5×1,5 (½"×½") Unghia Jolly Nat/Ret - Lap/Ret	P	9,5	6	0,001	0,50	48	-	-	-
33×90 (13"×36") Gradone Grip/Ret	P	20	2	0,594	27,00	36	-	-	-
30×90 (12"×36") Elemento L Grip/Ret	P	20	2	0,54	28,50	27	-	-	-
18×90 (7¼"×36") Griglia Scolo Grip/Ret	P	20	1	0,162	7,50	48	-	-	-

*Attenzione: verificare in fase di ordine il codice e l'imballo
 *Note: In the ordering phase please check code and packaging
 *Bitteachten: Beim Bestellen bitte die Kodenummer und die Verpackung kontrollieren
 *Attention : Merci de vérifier emballage et la référence au moment de la commande

Riepilogo Gamma

Collection
Serie
Gamme

Formati Sizes	P	± MM										
			Pezzi Scatola Pieces/Box Stck/Karton Carreaux/Boîte	Mq/Scatola Sqmt/Box Qm/Karton M2/Boîte	Kg/Scatola Kgs/Box Kg/Karton Kg/Boîte	Scatole/Paletta Boxes/Pallet Karton/Palette Boite/Palette	Mq/Paletta Sqmt/Pallet Qm/Pallet M2/Palette	Kg/Paletta Kgs/Pallet Kg/Pallet Kg/Palette	Formato Paletta Size Pallet Format Pallet Dim. Palette	DIN 51130	DIN 51097	DCOF
			119,5×119,5 47¼"×47¼"	90×90 36"×36"	*89,5×89,5 35½"×35½"	*60×119,5 24"×47¼"	*60×60 24"×24"	*30×60 12"×24"				
			± 9	± 20	± 9,5	± 9,5	± 9,5	± 9,5				
	Nat/Ret		03071		03468	02859	02847	02827				
	Lap/Ret		03075		03473	02866	02853	02834				
	Nat/Ret		03072		03469	02862	02849	02829				
	Lap/Ret		03076		03474	02868	02855	02838				
	Grip/Ret			02982								
	Nat/Ret					02861	02848	02828				
	Lap/Ret					02867	02854	02836				
	Nat/Ret					02863	02850	02831				
	Lap/Ret					02869	02856	02841				
	Grip/Ret			02983								
	Nat/Ret		03073		03471	02864	02851	02832				
	Lap/Ret		03077		03475	02871	02857	02843				
	Nat/Ret		03074		03472	02865	02852	02833				
	Lap/Ret		03078		03476	02872	02858	02846				
	Grip/Ret			02984								

*Attenzione: verificare in fase di ordine il codice e l'imballo
 *Note: In the ordering phase please check code and packaging
 *Bitteachten: Beim Bestellen bitte die Kodenummer und die Verpackung kontrollieren
 *Attention : Merci de vérifier emballage et la référence au moment de la commande

Riepilogo Gamma

Collection
Serie
Gamme

Formati Sizes	Strutture 3D 3D Structures							
								
	Tensegrity *30*60 12"*24"	Garage *30*60 12"*24"	Platinum *60*60 24"*24"	Gold *60*60 24"*24"	Jade *60*60 24"*24"	Zaphire *60*60 24"*24"	Raku *30*119,5 12"*47½"	Kaleido *20*15 8"*6"
	± 9,5	± 9,5	± 9,5	± 9,5	± 9,5	± 9,5	± 9,5	
 Opal Nat/Ret	03079	02936	02981				02944	
 Shimmer Nat/Ret	03082	02938					02944 02989	
 Nacre Nat/Ret	03081	02937		02980			02944	
 Reflex Nat/Ret	03083	02939					02944	
 Rust Nat/Ret	03084	02941			02945		02944 02990	
 Deep Nat/Ret	03085	02942				02946	02943	


*Attenzione: verificare in fase di ordine il codice e l'imballo
*Note: In the ordering phase please check code and packaging
*Bitteachten: Beim Bestellen bitte die Kodenummer und die Verpackung kontrollieren
*Attention: Merci de vérifier emballage et la référence au moment de la commande

Riepilogo Gamma

Collection
Serie
Gamme

Formati Sizes	Pezzi Speciali Special Pieces						
							
	Gradino Costa Retta 33*119,5 13"*47½"	Battiscopa 4,5*60 1¼"*24"	Bacchetta Jolly 1,5*119,5 ½"*47½"	Unghia Jolly 1,5*1,5 ½"*½"	Gradone 33*90 13"*36"	Elemento L 30*90 12"*36"	Griglia Scolo 18*90 7½"*36"
	± 9,5	± 9,5	± 9,5	± 9,5	± 20	± 20	± 20
 Opal Nat/Ret	03097	02893	03111	03124			
 Opal Lap/Ret	03104	02899	03117	03131			
 Shimmer Nat/Ret	03099	02895	03113	03126			
 Shimmer Lap/Ret	03106	02902	03119	03133			
 Shimmer Grip/Ret					03137	03141	03149
 Nacre Nat/Ret	03098	02894	03112	03125			
 Nacre Lap/Ret	03105	02901	03118	03132			
 Reflex Nat/Ret	03101	02896	03114	03127			
 Reflex Lap/Ret	03107	02903	03121	03134			
 Reflex Grip/Ret					03138	03142	03151
 Rust Nat/Ret	03102	02897	03115	03128			
 Rust Lap/Ret	03108	02904	03122	03135			
 Deep Nat/Ret	03103	02898	03116	03129			
 Deep Lap/Ret	03109	02905	03123	03136			
 Deep Grip/Ret					03139	03143	03152

Pezzi Speciali su Richiesta - Special pieces upon request
Formstücke auf Anfrage - Pièces spéciales sur demande



Gradone Angolare Sx/Dx 20 mm
Grip/Ret 33*90 - 13"*36" ± 20



Griglia Scolo Angolare Sx/Dx 20 mm
Grip/Ret 18*90 - 7½"*36" ± 20

Fragments

Designed by Pierre Charpin



Proprio come i "frammenti di un discorso amoroso" la collezione disegnata da Pierre Charpin per Ceramiche Piemme insegue il movimento, non ha trama, se non quella dell'indagine sul linguaggio delle forme.

Just like the "fragments of a lover's discourse" the collection designed by Pierre Charpin for Ceramiche Piemme follows movement and has no plot except for the investigation into the language of shapes.

Ebenso wie die "fragmente einer sprache der liebe" folgr die von Pierre Charpin für Ceramiche Piemme entworfene kollektion der Bewegung, ohne feste Struktur ausser jener einer Untersuchung der Formensprache.

A la manière des "fragments d'un discours amoureux", la collection dessinée par Pierre Charpin pour Ceramiche Piemme épouse le mouvement ; elle n'a pas de trame si ce n'est l'analyse du langage des formes.

6

Colori
Colours
Farben
Couleurs

Maiolica Milk



Maiolica Cloud




Maiolica Tan



Maiolica Fern



Maiolica Ocean



Maiolica Charcoal



1

Formati
Sizes
Formate
Formats

7,5x30

3"x12"

1

Spessori
Thickness
Stärke
Epaisseur

8,5

1

Superfici
Surfaces
Oberflächen
Surfaces

Naturale

i

Effetto Contemporaneo
Contemporary effect
Moderne Wirkung
Effet Contemporain

Rivestimento
Wall Tiles
Wandfliesen
Revêtement

Pasta Bianca
White Body
Weißscherbisig
Pâte Blanche

Tecnologia digitale
Digital technology
Digital Technologie
Technologie numérique




Maiolica Milk

 ± 8,5
 7,5x30
 01746 | Maiolica Milk Nat


Maiolica Fern

 ± 8,5
 7,5x30
 01752 | Maiolica Fern Nat

Maiolica Cloud

 ± 8,5
 7,5x30
 01747 | Maiolica Cloud Nat


Maiolica Ocean

 ± 8,5
 7,5x30
 01751 | Maiolica Ocean Nat

Maiolica Tan

 ± 8,5
 7,5x30
 01748 | Maiolica Tan Nat








Maiolica Charcoal

 ± 8,5
 7,5x30
 01749 | Maiolica Charcoal Nat








Imballi

Packing
Verpackung
Emballage

Formato / Size		± MM	 Pezzi Scatola Pcs/Box Stck/Karton Carreaux/Boîtes	 Mq/Scatola Sqmt/Box M2/Karton Qm/Boîtes	 Kg/Scatola Kgs/Box Kg/Karton Kg/Boîtes	 Scatola/Paletta Boxes/Pallet Karton/Palette Boîtes/Pallet	 Mq/Paletta Sqmt/Pallet M2/Palette Qm/Pallet	 Kg/Paletta Kgs/Pallet Kg/Palette Kg/Pallet	 Formato Paletta Size Pallet Format Palette Dim. Palette
7,5*30 (3"*12") Nat	PB	8,5	22	0,50	7,29	120	60	875	120*80*75

Riepilogo Gamma

Collection
Serie
Gamme

		Formati Sizes		
			7,5*30 3"*12"	
			± 8,5	
	Nat		01746	V2
Milk				
	Nat		01747	V2
Cloud				
	Nat		01748	V2
Tan				
	Nat		01752	V2
Fern				
	Nat		01751	V2
Ocean				
	Nat		01749	V2
Charcoal				

Ceramiche Piemme presents its “Contract” range: a versatile line of products. Designed for both residential and busy public environments, the “Contract” range combines a sober aesthetic style with superior technical characteristics and performances, to support the designer in choosing the finishes for all the public and private spaces of contemporary everyday life.

Ceramiche Piemme präsentiert die Linie “Contract”: Eine vielseitige Produktpalette, die sich an den Wohnungsbau ebenso wie an vielbesuchte öffentliche Bereiche wendet. Sie vereint eine schlichte Optik mit hohen technischen Eigenschaften und Leistungen, die den Planer in der Wahl der Oberflächen für alle - öffentlichen wie privaten - Räume des täglichen Lebens unterstützt.

Ceramiche Piemme présente sa collection « Contract » : une collection de produits polyvalents, faite pour les cadres résidentiels et publics très fréquentés. La collection « Contract » conjugue une esthétique sobre avec une très grande performance technique pour que le designer choisisse en toute liberté les finitions pour tous les espaces du quotidien, publics comme privés.

CERAMICHE PIEMME

CONTRACT

Ceramiche Piemme propone la gamma “Contract”: una linea di prodotti versatile ed essenziale, dedicata sia agli ambienti residenziali che pubblici ad alta frequentazione. La gamma “Contract” unisce una ricerca estetica sobria ad elevate caratteristiche tecniche e prestazionali, per supportare il progettista nella scelta delle finiture in tutti gli spazi della quotidianità, pubblica e privata.

PAGINA / PAGE

Marble Effect Venetian Marble	304
Stone Effect Stone Focus - Quarzite - Heartstone	310
Cement Effect Suprema - Concrete	322
Contemporary Ageless	338

Venetian Marble



Una collezione ispirata al terrazzo alla veneziana; utilizzato fin dall'antichità in Grecia ha poi raggiunto l'Italia con larga diffusione grazie agli antichi romani prima ed ai nobili veneziani poi.

A collection inspired by the Venetian terrazzo flooring used since ancient times in Greece. It then reached and became widespread in Italy, first of all thanks to the ancient Romans and then to the Venetian nobles.


Die Kollektion ist am venezianischen Terrazzoboden inspiriert, der bereits in der griechischen Antike bekannt war und dann in Italien weite Verbreitung fand - im alten Rom wie später in den Adelshäusern Venedigs.

Une collection inspirée du terrazzo à la vénitienne. Apprécié depuis l'Antiquité en Grèce, le terrazzo a été largement diffusé en Italie par les anciens Romains d'abord et par la noblesse vénitienne ensuite.


4

Colori
Colours
Farben
Couleurs


Rainbow




Cloud



Fog



Storm



4

Formati
Sizes
Formate
Formats

*60×119,5
24"×47½"



*89,5×89,5
35¼"×35¼"



*60×60
24"×24"



*30×60
12"×24"



1

Spessore
Thickness
Stärke
Epaisseur

±9,5

1

Superfici
Surfaces
Oberflächen
Surfaces

Naturale

i

Effetto Marmo
Marble Look
Marmoroptik
Effet Marbre

Rivestimento
Wall Tiles
Wandfliesen
Revêtement

Pavimento
Floor Tiles
Bodenfliesen
Sol

Gres fine porcellanato ad impasto colorato
Coloured-body fine porcelain stoneware
Feinsteinzeug aus farbiger Masse
Grès cérame fin à pâte colorée

Tecnologia digitale
Digital technology
Digital Technologie
Technologie numérique

*Attenzione: verificare in fase di ordine il codice e l'imballo

*Note: In the ordering phase please check code and packaging

*Bitteachten: Beim Bestellen bitte die Kodenummer und die Verpackung kontrollieren

*Attention: Merci de vérifier emballage et la référence au moment de la commande



Rainbow



± 9,5

89,5×89,5


03725 | Venetian Marble Rainbow Nat/Ret



± 9,5

60×119,5


02657 | Venetian Marble Rainbow Nat/Ret



± 9,5

60×60

02688 | Venetian Marble Rainbow Nat/Ret



± 9,5

30×60

03063 | Venetian Marble Rainbow Nat/Ret


Cloud



± 9,5

89,5×89,5

03726 | Venetian Marble Cloud Nat/Ret



± 9,5

60×119,5


02692 | Venetian Marble Cloud Nat/Ret



± 9,5

60×60

02689 | Venetian Marble Cloud Nat/Ret




± 9,5

30×60

03066 | Venetian Marble Cloud Nat/Ret

Fog



± 9,5




± 9,5

60x119,5

02693 | Venetian Marble Fog Nat/Ret

89,5x89,5

03728 | Venetian Marble Fog Nat/Ret



± 9,5

60x60

02690 | Venetian Marble Fog Nat/Ret




± 9,5


30x60

03067 | Venetian Marble Fog Nat/Ret

Storm



± 9,5




± 9,5

60x119,5

02694 | Venetian Marble Storm Nat/Ret

89,5x89,5

03727 | Venetian Marble Storm Nat/Ret



± 9,5

60x60

02691 | Venetian Marble Storm Nat/Ret



± 9,5

30x60

03068 | Venetian Marble Storm Nat/Ret

Imballi

Packing
Verpackung
Emballage

Formati Sizes	P	± MM							Formato Paletta Size Pallet Format Pallet Dim. Palette
			Pezzi Scatola Pieces/Box Stck/Karton Carreaux/Boîte	Mq/Scatola Sqmt/Box Qm/Karton M2/Boîte	Kg/Scatola Kgs/Box Kg/Karton Kg/Boîte	Scatole/Paletta Boxes/Pallet Karton/Palette Boîte/Palette	Mq/Paletta Sqmt/Pallet Qm/Pallet M2/Palette	Kg/Paletta Kgs/Pallet Kg/Pallet Kg/Palette	
*60x119,5 (24"x47¼") Nat/Ret	P	9,5	2	1,434	31,00	30	43,02	930	120x80x75
*89,5x89,5 (35¼"x35¼") Nat/Ret	P	9,5	2	1,602	36,50	20	32,04	730	94x110x60
*60x60 (24"x24") Nat/Ret	P	9,5	3	1,080	21,50	40	43,20	860	120x80x75
*30x60 (12"x24") Nat/Ret	P	9,5	6	1,080	21,50	48	51,84	1032	120x80x75
Pezzi Speciali / Special Pieces									
30x60 (12"x24") Step Nat/Ret	P	9,5	6	1,080	21,50	36	-	-	-
8x60 (3¼"x24") Battiscopa Nat/Ret	P	9,5	10	0,480	11,00	72	-	-	-

Riepilogo Gamma

Collection
Serie
Gamme


Formati Sizes		*60x119,5 24"x47¼"	*89,5x89,5 35¼"x35¼"	*60x60 24"x24"	*30x60 12"x24"	DIN			Dcof	Pezzi Speciali Special Pieces	
						Din 51130	Din 51097			Step 30x60 - 12"x24"	Battiscopa 8x60 - 3¼"x24"
						± 9,5	± 9,5	± 9,5		± 9,5	± 9,5
	Nat/Ret	02657	03725	02688	03063	V3	R10	A+B	>0.42	02812	02695
	Nat/Ret	02692	03726	02689	03066	V3	R10	A+B	>0.42	02813	02696
	Nat/Ret	02693	03728	02690	03067	V3	R10	A+B	>0.42	02814	02697
	Nat/Ret	02694	03727	02691	03068	V3	R10	A+B	>0.42	02815	02698

*Attenzione: verificare in fase di ordine il codice e l'imballo

*Note: In the ordering phase please check code and packaging

*Bitteachten: Beim Bestellen bitte die Kodenummer und die Verpackung kontrollieren

*Attention: Merci de vérifier emballage et la référence au moment de la commande




Stone Focus



4

Colori
Colours
Farben
Couleurs



4

Formati
Sizes
Formate
Formats

Sabbia	Tortora	Grigio	Piombo
*60,4×60,4 24"×24"	*60×60 24"×24"	*30,1×60,4 12"×24"	*30×60 12"×24"
■	■	■	■

1

Spessori
Thickness
Stärke
Epaisseur

9,5

2

Superfici
Surfaces
Oberflächen
Surfaces

Naturale

Antislip

i

Effetto Pietra
Stone Look
Natursteinoptik
Effet Pierre


Rivestimento
Wall Tiles
Wandfliesen
Revêtement

Pavimento
Floor Tiles
Bodenfliesen
Sol

Gres fine porcellanato ad impasto colorato
Coloured-body fine porcelain stoneware
Feinsteinzeug aus farbiger Masse
Grès cérame fin à pâte colorée

*Attenzione: verificare in fase di ordine il codice e l'imballo
*Note: In the ordering phase please check code and packaging
*Bitteachten: Beim Bestellen bitte die Kodenummer und die Verpackung kontrollieren
*Attention: Merci de vérifier emballage et la référence au moment de la commande

Sabbia




± 9,5

60,4x60,4

03747 | Focus Sabbia Nat

60x60

01037 | Focus Sabbia Nat/Ret




± 9,5

30,1x60,4

03765 | Focus Sabbia Nat

30x60

01046 | Focus Sabbia Nat/Ret



± 9,5

30,1x60,4

03769 | Focus Antislip Sabbia Nat



30x30

01059 | Focus Mosaico Sabbia Nat/Ret

Tortora




± 9,5

60,4x60,4

03748 | Focus Tortora Nat

60x60

01038 | Focus Tortora Nat/Ret




± 9,5

30,1x60,4

03766 | Focus Tortora Nat

30x60


01047 | Focus Tortora Nat/Ret



± 9,5

30,1x60,4


03771 | Focus Antislip Tortora Nat



30x30

01061 | Focus Mosaico Tortora Nat/Ret

Grigio



± 9,5

60,4x60,4

03749 | Focus Grigio Nat

60x60

01039 | Focus Grigio Nat/Ret



± 9,5

30,1x60,4

03767 | Focus Grigio Nat

30x60

01048 | Focus Grigio Nat/Ret



± 9,5

30,1x60,4


03772 | Focus Antislip Grigio Nat



30x30

01062 | Focus Mosaico Grigio Nat/Ret

Piombo



± 9,5

60,4x60,4

03750 | Focus Piombo Nat

60x60

01041 | Focus Piombo Nat/Ret



± 9,5

30,1x60,4

03768 | Focus Piombo Nat

30x60


01049 | Focus Piombo Nat/Ret



± 9,5

30,1x60,4

03773 | Focus Antislip Piombo Nat



30x30

01063 | Focus Mosaico Piombo Nat/Ret

Imballi

Packing
Verpackung
Emballage

Formati Sizes		± MM	Pezzi Scatola Pieces/Box Stck/Karton Carreaux/Boîte	Mq/Scatola Sqmt/Box Qm/Karton M2/Boîte	Kg/Scatola Kgs/Box Kg/Karton Kg/Boîte	Scatole/Paletta Boxes/Pallet Karton/Palette Boîte/Palette	Mq/Paletta Sqmt/Pallet Qm/Pallet M2/Palette	Kg/Paletta Kgs/Pallet Kg/Pallet Kg/Palette	Formato Paletta Size Pallet Format. Palette Dim. Palette
*60,4x60,4 Nat	p	9,5	3	1,095	23	40	43,8	920	120x80x75
*60x60 Nat/Ret	p	9,5	3	1,08	21,5	40	43,2	860	120x80x75
*30,1x60,4 Nat - Antislip	p	9,5	6	1,091	22	48	52,368	1056	120x80x75
*30x60 Nat/Ret	p	9,5	6	1,08	21,5	48	51,84	1032	120x80x75
*30x30 Mosaico (Su Rete)	p	9,5	5	0,45	8,5	60			
Pezzi Speciali / Special Pieces									
8x60 Battiscopa	p	9,5	10	0,48	11	72	-	-	-
30x60 Step	p	9,5	6	1,08	22	36	-	-	-

Riepilogo Gamma

Collection
Serie
Gamme

Formati Sizes		± 9,5	± 9,5	± 9,5	± 9,5				 Mosaico *30x30 Su Rete 12"x12" (2"x2" Dot) ± 9,5	Pezzi Speciali Special Pieces		
						DIN 51130	DIN 51097	DCOF		 Battiscopa 8x60 3½"x24" ± 9,5	 Step 30x60 12"x24" ± 9,5	
	Nat	03747		03765		V2	R10	A	>0.42			
	Nat/Ret		01037		01046						01059	
	Sabbia	Antislip Nat		03769						R11	A+B+C	>0.42
	Nat	03748		03766		V2	R10	A	>0.42			
	Nat/Ret		01038		01047						01061	
	Tortora	Antislip Nat		03771						R11	A+B+C	>0.42
	Nat	03749		03767		V2	R10	A	>0.42			
	Nat/Ret		01039		01048						01062	
	Grigio	Antislip Nat		03772						R11	A+B+C	>0.42
	Nat	03750		03768		V2	R10	A	>0.42			
	Nat/Ret		01041		01049						01063	
	Piombo	Antislip Nat		03773						R11	A+B+C	>0.42

*Attenzione: verificare in fase di ordine il codice e l'imballo


*Note: In the ordering phase please check code and packaging

*Bitteachten: Beim Bestellen bitte die Kodenummer und die Verpackung kontrollieren

*Attention: Merci de vérifier emballage et la référence au moment de la commande



Step 30x60 ± 9,5



Battiscopa 8x60 ± 9,5

Quarzite




3

Colori
Colours
Farben
Couleurs

Beige

Grigio

Antracite



1

Formati
Sizes
Formate
Formats

* 30,1×60,4
12"×24"



1

Spessori
Thickness
Stärke
Epaisseur

9,5

1

Superfici
Surfaces
Oberflächen
Surfaces

Naturale

i

Effetto Pietra
Stone Look
Natursteinoptik
Effet Pierre

Rivestimento
Wall Tiles
Wandfliesen
Revêtement

Pavimento
Floor Tiles
Bodenfliesen
Sol

Gres fine porcellanato ad impasto colorato
Coloured-body fine porcelain stoneware
Feinsteinzeug aus farbiger Masse
Grès cérame fin à pâte colorée

*Attenzione: verificare in fase di ordine il codice e l'imballo

*Note: In the ordering phase please check code and packaging

*Bitteachten: Beim Bestellen bitte die Kodenummer und die Verpackung kontrollieren

*Attention : Merci de vérifier emballage et la référence au moment de la commande

Beige




± 9,5

30,1×60,4

03751 | Q 001

Grigio



± 9,5

30,1×60,4

03752 | Q 002

Antracite



± 9,5

30,1×60,4

03753 | Q 003

Imballi

Packing
Verpackung
Emballage

Formato / Size		± MM	Pezzi Scatola Pieces/Box Stck/Karton Carreaux/Boîte	Mq/Scatola Sqmt/Box Qm/Karton M2/Boîte	Kg/Scatola Kgs/Box Kg/Karton Kg/Boîte	Scatole/Paletta Boxes/Pallet Karton/Pallet Boîte/Palette	Mq/Paletta Sqmt/Pallet Qm/Pallet M2 /Palette	Kg/Paletta Kgs/Pallet Kg/Pallet Kg/Palette	Formato Paletta Size Pallet Format Pallet Dim. Palette
*30,1×60,4	P	9,5	6	1,091	22,00	48	52,368	1056	120×80×75
Pezzi Speciali / Special Pieces									
8×60 Battiscopa	P	9,5	10	0,48	11	72			
30×60 Step	P	9,5	6	1,08	22	36			

Riepilogo Gamma

Collection
Serie
Gamme

Formati Sizes		± 9,5				Pezzi speciali Special pieces	
			DIN 51130	DIN 51097	Battiscopa 8×60 - 3½"×24"	Step 30×60 - 12"×24"	
Nat Q 001	03751	V2	R11	A+B+C	59320	59450	
Nat Q 002	03752	V2	R11	A+B+C	59330	59460	
Nat Q 003	03753	V2	R11	A+B+C	59340	59470	

*Attenzione: verificare in fase di ordine il codice e l'imballo

*Note: In the ordering phase please check code and packaging

*Bitteachten: Beim Bestellen bitte die Kodenummer und die Verpackung kontrollieren

*Attention : Merci de vérifier emballage et la référence au moment de la commande

Heartstone




3

Colori
Colours
Farben
Couleurs


Beige



Grigio



Nero



1

Formati
Sizes
Formate
Formats

*30,1×60,4
12"×24"



1

Spessori
Thickness
Stärke
Epaisseur

9,5

1

Superfici
Surfaces
Oberflächen
Surfaces

Naturale

i

Effetto Pietra
Stone Look
Natursteinoptik
Effet Pierre

Rivestimento
Wall Tiles
Wandfliesen
Revêtement

Pavimento
Floor Tiles
Bodenfliesen
Sol

Gres fine porcellanato ad impasto colorato
Coloured-body fine porcelain stoneware
Feinsteinzeug aus farbiger Masse
Grès cérame fin à pâte colorée

*Attenzione: verificare in fase di ordine il codice e l'imballo

*Note: In the ordering phase please check code and packaging

*Bitteachten: Beim Bestellen bitte die Kodenummer und die Verpackung kontrollieren

*Attention: Merci de vérifier emballage et la référence au moment de la commande

Beige




± 9,5

30,1×60,4

03780 | Heart Beige Nat

Grigio




± 9,5

30,1×60,4

03781 | Heart Grigio Nat



Nero



± 9,5

30,1×60,4

03779 | Heart Nero Nat



Imballi

Packing
Verpackung
Emballage

Formato / Size		± MM	Pezzi/Scatola Pieces/Box Stck/Karton Carreaux/Boite	Mq/Scatola Sqmt/Box Qm/Karton M2/Boite	Kg/Scatola Kgs/Box Kg/Karton Kg/Boite	Scatole/Paletta Boxes/Pallet Karton/Pallet Boite/Palette	Mq/Paletta Sqmt/Pallet Qm/Pallet M2 /Palette	Kg/Paletta Kgs/Pallet Kg/Pallet Kg/Palette	Formato Paletta Size Pallet Format Pallet Dim. Palette
*30,1×60,4	P	9,5	6	1,091	22	48	52,368	1056	120×80×75
Pezzi Speciali / Special Pieces									
8×60 Battiscopa	P	9,5	10	0,48	11	72			
30×60 Step	P	9,5	9	1,62	33,5	32			

Riepilogo Gamma

Collection
Serie
Gamme

Formati Sizes				Pezzi Speciali Special Pieces	
	± 9,5	DIN 51130		Battiscopa 8×60 3½"×24"	Step 30×60 12"×24"
Beige	03780	V3	R10	67340	67390
Grigio	03781	V3	R10	67360	67410
Nero	03779	V3	R10	67370	67420

*Attenzione: verificare in fase di ordine il codice e l'imballo

*Note: In the ordering phase please check code and packaging

*Bitteachten: Beim Bestellen bitte die Kodenummer und die Verpackung kontrollieren

*Attention: Merci de vérifier emballage et la référence au moment de la commande

Suprema



La ricerca stilistica per la collezione Suprema trae ispirazione dall'estetica del cemento rasato impiegato nel design d'interni di impronta moderna. Suprema, con le sue molteplici sfumature e le leggere imperfezioni che la rendono unica, è la superficie in gres porcellanato ideale per garantire comfort e resistenza in ambienti residenziali e commerciali dallo stile sobrio ed al passo con i tempi.

The Suprema collection's distinctive style is inspired by the smoothed concrete used in modern interior design. With its unique multiple variations in shade and subtle flaws, Suprema is the ideal porcelain stoneware surface for providing convenient, hard-wearing coverings in residential and commercial locations with tasteful yet contemporary design schemes.

Der Stil der Kollektion Suprema orientiert sich an der Optik von geglättetem Beton, der das moderne Interior-Design prägt. Das Feinsteinzeug Suprema ist aufgrund seiner mannigfaltigen Nuancen und feinen Unregelmäßigkeiten die ideale Lösung für komfortable, strapazierfähige Beläge im privaten und gewerblichen Bereich, die auf schlichte, zeitgemäße Optik setzen.

Pour la collection Suprema, la recherche stylistique puise son inspiration dans l'esthétique du béton lissé appliqué dans les intérieurs modernes. Avec ses innombrables dégradés et ses légères imperfections qui en font une chose unique, Suprema est la surface en grès cérame idéale pour garantir confort et résistance dans les cadres résidentiels et commerciaux affichant un style sobre et actuel.

4

Colori
Colours
Farben
Couleurs

Gesso

Sabbia

Terra

Cenere



3

Formati
Sizes
Formate
Formats

*89,5×89,5
35¼"×35¼"

*60×60
24"×24"

*30×60
12"×24"



1

Spessore
Thickness
Stärke
Epaisseur

±9,5

2

Superfici
Surfaces
Oberflächen
Surfaces

Naturale Antislip

i

Effetto Cemento
Cement look
Betonoptik
Effet Béton

Rivestimento
Wall Tiles
Wandfliesen
Revêtement

Pavimento
Floor Tiles
Bodenfliesen
Sol

Gres fine porcellanato ad impasto colorato
Coloured-body fine porcelain stoneware
Feinsteinzeug aus farbiger Masse
Grès cérame fin à pâte colorée

Tecnologia digitale
Digital technology
Digital Technologie
Technologie numérique

*Attenzione: verificare in fase di ordine il codice e l'imballo

*Note: In the ordering phase please check code and packaging

*Bitteachten: Beim Bestellen bitte die Kodenummer und die Verpackung kontrollieren

*Attention: Merci de vérifier emballage et la référence au moment de la commande



Gesso



89,5x89,5
03505 | Suprema Gesso Nat/Ret



60x60
03501 | Suprema Gesso Nat/Ret
03465 | Antislip/Ret



30x60
03492 | Suprema Gesso Nat/Ret



30x30
03509 | Suprema Mosaico Gesso Nat/Ret



Sabbia



89,5x89,5
03506 | Suprema Sabbia Nat/Ret



60x60
03502 | Suprema Sabbia Nat/Ret
03893 | Antislip/Ret



30x60
03493 | Suprema Sabbia Nat/Ret



30x30
03511 | Suprema Mosaico Sabbia Nat/Ret

Terra




89,5x89,5

03507 | Suprema Terra Nat/Ret



60x60

03503 | Suprema Terra Nat/Ret
03464 | Antislip/Ret



30x60

03494 | Suprema Terra Nat/Ret



30x30

03512 | Suprema Mosaico Terra Nat/Ret

Cenere



89,5x89,5

03508 | Suprema Cenere Nat/Ret




60x60

03504 | Suprema Cenere Nat/Ret
03466 | Antislip/Ret



30x60

03495 | Suprema Cenere Nat/Ret



30x30

03513 | Suprema Mosaico Cenere Nat/Ret

Imballi

Packing
Verpackung
Emballage

Formati Sizes	MM	Pezzi Scatola Pieces/Box Stck/Karton Carreaux/Boîte	Mq/Scatola Sqmt/Box Qm/Karton M2/Boîte	Kg/Scatola Kgs/Box Kg/Karton Kg/Boîte	Scatole/Paletta Boxes/Pallet Karton/Palette Boîte/Palette	Mq/Paletta Sqmt/Pallet Qm/Pallet M2/Palette	Kg/Paletta Kgs/Pallet Kg/Pallet Kg/Palette	Formato Paletta Size Pallet Format Pallet Dim. Palette	
*89,5x89,5 (35¼"x35¼") Nat/Ret	P	9,5	2	1,602	36,50	20	32,04	730	94x110x60
*60x60 (24"x24") Nat/Ret - Antislip/Ret	P	9,5	3	1,08	21,50	40	43,2	860	120x80x75
*30x60 (12"x24") Nat/Ret	P	9,5	6	1,08	21,50	48	51,84	1032	120x80x75
*30x30 (12"x12") Mosaico Nat/Ret	P	9,5	5	0,45	8,50	60	-	-	-
Pezzi Speciali / Special Pieces									
4,5x60 (1¼"x24") Battiscopa Nat/Ret	P	9,5	14	0,378	8,00	80	-	-	-

Riepilogo Gamma

Collection
Serie
Gamme

Formati Sizes	Pezzi Speciali Special Pieces	UPEC			Din		Mosaico *30x30 - 12"x12"	Battiscopa 4,5x60 - 1¼"x24"
		*89,5x89,5 35¼"x35¼"	*60x60 24"x24"	*30x60 12"x24"	51130	51197		
Gesso	Nat/Ret	03505	03501	03492	V2	R9	03509	03518
	Antislip/Ret		03465			R11		
Sabbia	Nat/Ret	03506	03502	03493	V2	R9	03511	03519
	Antislip/Ret		03893			R11		
Terra	Nat/Ret	03507	03503	03494	V2	R9	03512	03521
	Antislip/Ret		03464			R11		
Cenere	Nat/Ret	03508	03504	03495	V2	R9	03513	03522
	Antislip/Ret		03466			R11		

*Attenzione: verificare in fase di ordine il codice e l'imballo

*Note: In the ordering phase please check code and packaging

*Bitteachten: Beim Bestellen bitte die Kodenummer und die Verpackung kontrollieren

*Attention: Merci de vérifier emballage et la référence au moment de la commande



Concrete



Lo studio di design per la collezione Concrete trae ispirazione dalla lavorazione del cemento rasato per superfici industriali. Concrete è una superficie dal mood minimale ed allo stesso tempo profondo e ricercato.


The design study for the Concrete collection takes its inspiration from the working of smoothed concrete for industrial surfaces. Concrete is a surface with a minimal and at the same time deep and elegant mood.

Die Designstudie für die Kollektion Concrete ist an der Optik glattgeputzten Betons für Industrieflächen inspiriert. Concrete erzeugt eine minimalistisch und zugleich intensiv und edel wirkende Oberfläche.

Pour la collection Concrete, le design s'inspire du béton ciré utilisé pour la réalisation des surfaces industrielles. Concrete est une surface à l'aspect à la fois essentiel, profond et raffiné.

5

Colori
Colours
Farben
Couleurs



7

Formati
Sizes
Formate
Formats

White	Taupe	Warm Grey	Light Grey	Black
119,5×119,5	*80×80	*60,4×60,4	*30,1×60,4	45,4×45,4
47½"×47½"	31½"×31½"	*60×60	*30×60	18"×18"
		24"×24"	12"×24"	

3

Spessori
Thickness
Stärke
Épaisseur

9	9,5	20
---	-----	----

3

Superfici
Surfaces
Oberflächen
Surfaces

Naturale	Antislip	Grip
----------	----------	------

i

Effetto Cemento
Cement look
Betonoptik
Effet Béton

Rivestimento
Wall Tiles
Wandfliesen
Revêtement

Pavimento
Floor Tiles
Bodenfliesen
Sol

Gres fine porcellanato ad impasto colorato
Coloured-body fine porcelain stoneware
Feinsteinzeug aus farbiger Masse
Grès cérame fin à pâte colorée

Tecnologia digitale
Digital technology
Digital Technologie
Technologie numérique

*Attenzione: verificare in fase di ordine il codice e l'imballo

*Note: In the ordering phase please check code and packaging

*Bitteachten: Beim Bestellen bitte die Kodenummer und die Verpackung kontrollieren

*Attention: Merci de vérifier emballage et la référence au moment de la commande



White



80x80
03669 | Concrete White Nat/Ret



60,4x60,4
03742 | Concrete White Nat
60x60
00934 | Concrete White Nat/Ret



45,4x45,4
03797 | Concrete White Nat




30,1x60,4
03754 | Concrete White Nat
03759 | Concrete White Antislip Nat
30x60
00928 | Concrete White Nat/Ret



30x30
00983 | Concrete Mosaico White Nat/Ret


Taupe




119,5x119,5
03037 | Concrete Taupe Nat/Ret




80x80
03671 | Concrete Taupe Nat/Ret
03835 | Concrete Taupe Antislip Ret



60,4x60,4
03743 | Concrete Taupe Nat
60x60
00935 | Concrete Taupe Nat/Ret
02973 | Concrete Taupe Grip/Ret*



45,4x45,4
03798 | Concrete Taupe Nat



30,1x60,4
03755 | Concrete Taupe Nat
03761 | Concrete Taupe Antislip Nat
30x60
00929 | Concrete Taupe Nat/Ret



30x30
00984 | Concrete Mosaico Taupe Nat/Ret



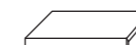
Pezzi speciali
Special pieces



Step 30x60 \pm 9,5



Battiscopa 8x45 \pm 9,5
Battiscopa 8x60 \pm 9,5
Battiscopa 8x80 \pm 10,5



Elemento L 30x60 \pm 20



Gradone 30x60 \pm 20



Griglia Scolo 18x60 \pm 20



Warm Grey



119,5x119,5
03039 | Concrete Warm Grey Nat/Ret



80x80
03673 | Concrete Warm Grey Nat/Ret
03837 | Concrete Warm Grey Antislip Ret




60,4x60,4
03745 | Concrete Warm Grey Nat
60x60



45,4x45,4
03800 | Concrete Warm Grey Nat



30,1x60,4
03757 | Concrete Warm Grey Nat
03763 | Concrete Warm Grey Antislip Nat
30x60
00932 | Concrete Warm Grey Nat/Ret



30x30
00986 | Concrete Mosaico Warm Grey Nat/Ret

00937 | Concrete Warm Grey Nat/Ret
02975 | Concrete Warm Grey Grip/Ret*

Light Grey




119,5x119,5
03038 | Concrete Light Grey Nat/Ret




80x80
03672 | Concrete Light Grey Nat/Ret
03836 | Concrete Light Grey Antislip Ret



60,4x60,4
03744 | Concrete Light Grey Nat
60x60



45,4x45,4
03799 | Concrete Light Grey Nat



30,1x60,4
03756 | Concrete Light Grey Nat
03762 | Concrete Light Grey Antislip Nat
30x60
00931 | Concrete Light Grey Nat/Ret



30x30
00985 | Concrete Mosaico Light Grey Nat/Ret


00936 | Concrete Light Grey Nat/Ret
02974 | Concrete Light Grey Grip/Ret*




Black



80x80
03674 | Concrete Black Nat/Ret




60,4x60,4
03746 | Concrete Black Nat



45,4x45,4
03801 | Concrete Black Nat



30,1x60,4
03758 | Concrete Black Nat
03764 | Concrete Black Antislip Nat
30x60
00933 | Concrete Black Nat/Ret




30x30
00987 | Concrete Mosaico Black Nat/Ret

Imballi

Packing
Verpackung
Emballage

Formato / Size		± MM	Pezzi/Scatola Pieces/Box Stck/Karton Carreaux/Boîte	Mq/Scatola Sqmt/Box Qm/Karton M2/Boîte	Kg/Scatola Kgs/Box Kg/Karton Kg/Boîte	Scatole/Paletta Boxes/Pallet Karton/Pallet Boîte/Palette	Mq/Paletta Sqmt/Pallet Qm/Pallet M2 /Palette	Kg/Paletta Kgs/Pallet Kg/Pallet Kg/Palette	Formato Paletta Size Pallet Format Pallet Dim. Palette
119,5x119,5 Nat/Ret	P	9	2	2,86	55,5	22	62,92	1221	132x132x53
*80x80 Nat/Ret - Antislip/Ret	P	9,5	2	1,28	27,5	50	64,0	1375	120x80x96
*60,4x60,4 Nat	P	9,5	3	1,095	23	40	43,8	920	120x80x75
*60x60 Nat/Ret	P	9,5	3	1,08	21,5	40	43,2	860	120x80x75
60x60 Grip/Ret	P	20	2	0,72	32,4	32	23,04	1036,8	120x80x75
45,4x45,4 Nat	P	9	5	1,031	19,50	66	68,04	1287	120x80x105
*30,1x60,4 Nat - Antislip	P	9,5	6	1,091	22	48	52,368	1056	120x80x75
*30x60 Nat/Ret	P	9,5	6	1,08	21,5	48	51,84	1032	120x80x75
*30x30 Mosaico (Su Rete)	P	9,5	5	0,45	8,5	60			
Pezzi Speciali / Special Pieces									
8x80 Battiscopa	P	10,5	7	0,448	11	65			
8x60 Battiscopa	P	9,5	10	0,48	11	72			
8x45 Battiscopa	P	9,5	30	1,08	23,3	30			
30x60 Step	P	9,5	6	1,08	22	36			
30x60 Gradone	P	20	2	0,36	17	36			
30x60 Elemento L	P	20	2	0,36	17	30			
18x60 Griglia Scolo	P	20	1	0,108	5	48			

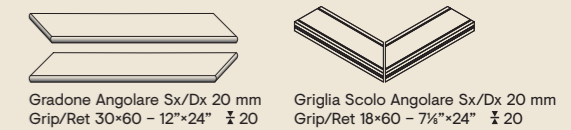


Formati Sizes											
	119,5x119,5 47½"x47½"	*80x80 31½"x31½"	*60,4x60,4 24"x24"	*60x60 24"x24"	60x60 24"x24"	*30,1x60,4 12"x24"	*30x60 12"x24"	45,4x45,4 18"x18"	DIN 51130	DIN 51097	DCOF
White	Nat		03742			03754	03797	V2	R10	A	> 0,42
	Nat/Ret	03669		00934		00928			R11	A+B+C	> 0,42
	Antislip Nat					03759					
Taupe	Nat		03743			03755	03798	V2	R10	A	> 0,42
	Nat/Ret	03037	03671	00935		00929			R11	A+B+C	> 0,42
	Antislip Nat					03761					
	Antislip Ret		03835						R11	A+B+C	
Warm Grey	Nat		03745			03757	03800	V2	R10	A	> 0,42
	Nat/Ret	03039	03673	00937		00932			R11	A+B+C	> 0,42
	Antislip Nat					03763					
	Antislip Ret		03837						R11	A+B+C	
Light Grey	Nat		03744			03756	03799	V2	R10	A	> 0,42
	Nat/Ret	03038	03672	00936		00931			R11	A+B+C	> 0,42
	Antislip Nat					03762					
	Antislip Ret		03836						R11	A+B+C	
Black	Nat		03746			03758	03801	V2	R10	A	> 0,42
	Nat/Ret		03674	00938		00933			R11	A+B+C	> 0,42
	Antislip Nat					03764					

*Attenzione: verificare in fase di ordine il codice e l'imballo
 *Note: In the ordering phase please check code and packaging
 *Bitteachten: Beim Bestellen bitte die Kodenummer und die Verpackung kontrollieren
 *Attention: Merci de vérifier emballage et la référence au moment de la commande

Formati Sizes											
	Battiscopa 8x80 3¼"x31½"	Battiscopa 8x60 3¼"x24"	Battiscopa 8x45 3¼"x18"	Step 30x60 12"x24"	Gradone 30x60 12"x24"	Elemento L 30x60 12"x24"	Griglia Scolo 18x60 7¼"x24"	DIN 51130	DIN 51097	DCOF	
White	Nat			01005				V2	R10	A	> 0,42
	Nat/Ret	00988	00999						R11	A+B+C	> 0,42
Taupe	Nat			01007				V2	R10	A	> 0,42
	Nat/Ret	00984	01001						R11	A+B+C	> 0,42
Warm Grey	Nat			01009				V2	R10	A	> 0,42
	Nat/Ret	00986	01003						R11	A+B+C	> 0,42
Light Grey	Nat			01008				V2	R10	A	> 0,42
	Nat/Ret	00985	01002						R11	A+B+C	> 0,42
Black	Nat			01011				V2	R10	A	> 0,42
	Nat/Ret	00987	01004						R11	A+B+C	> 0,42

Pezzi Speciali su Richiesta - Special pieces upon request
 Formstücke auf Anfrage - Pièces spéciales sur demande



Gradone Angolare Sx/Dx 20 mm
 Grip/Ret 30x60 - 12"x24" \geq 20
 Griglia Scolo Angolare Sx/Dx 20 mm
 Grip/Ret 18x60 - 7¼"x24" \geq 20

*Attenzione: verificare in fase di ordine il codice e l'imballo
 *Note: In the ordering phase please check code and packaging
 *Bitteachten: Beim Bestellen bitte die Kodenummer und die Verpackung kontrollieren
 *Attention: Merci de vérifier emballage et la référence au moment de la commande

Ageless



Una collezione ispirata all'estetica della resina cemento industriale. I laboratori Piemme hanno lavorato per riprodurre in chiave ceramica il gradevole effetto estetico, con un movimento leggero delle tipiche striature direzionali, date dalla stesura manuale o meccanizzata della malta.

A collection inspired by the aesthetics of industrial concrete resin. The Piemme laboratories have worked to reproduce the pleasant aesthetic effect with a ceramic twist and a light movement of the typical directional streaks associated with the manual or mechanized laying of mortar.

Eine am Aussehen von industriellem Zementharz inspirierte Kollektion. Die Produktentwickler von Piemme haben intensiv daran gearbeitet, die attraktive Optik nachzuempfinden, die durch die leichte Bewegung der typischen, mit dem manuellen oder mechanischen Auftrag des Mörtels erzeugten, richtungsgebundenen Rillen entsteht.

Une collection inspirée du ciment-résine industriel. Les laboratoires Piemme se sont penchés sur la superbe esthétique de ce matériau pour la traduire en céramique en reproduisant le mouvement léger des stries qui se forment généralement lors de l'application manuelle ou mécanique du mortier.

7

Colori
Colours
Farben
Couleurs


Polar



Sahara



Europe




Britain




Island



Baltic



Africa



2

Formati
Sizes
Formate
Formats

*60×60
24"×24"



*30×60
12"×24"



1

Spessori
Thickness
Stärke
Epaisseur

±9,5

1

Superfici
Surfaces
Oberflächen
Surfaces

Naturale

1

Strutture 3D
3D structures
Strukturen
Décorations en relief

Textured



i

Effetto Contemporaneo
Contemporary effect
Moderne Wirkung
Effet Contemporain

Rivestimento
Wall Tiles
Wandfliesen
Revêtement

Pavimento
Floor Tiles
Bodenfliesen
Sol

Gres fine porcellanato ad impasto colorato
Coloured-body fine porcelain stoneware
Feinsteinzeug aus farbiger Masse
Grès cérame fin à pâte colorée

Tecnologia digitale
Digital technology
Digital Technologie
Technologie numérique

*Attenzione: verificare in fase di ordine il codice e l'imballo


*Note: In the ordering phase please check code and packaging

*Bitteachten: Beim Bestellen bitte die Kodenummer und die Verpackung kontrollieren

*Attention: Merci de vérifier emballage et la référence au moment de la commande




Polar



± 9,5

60x60
02778 | Ageless Polar Nat/Ret



± 9,5

30x60
02768 | Ageless Polar Nat/Ret

Sahara




± 9,5

60x60
02776 | Ageless Sahara Nat/Ret



± 9,5

60x60
02786 | Ageless Sahara Textured Nat/Ret



± 9,5

30x60
02766 | Ageless Sahara Nat/Ret

Europe



± 9,5

60x60
02777 | Ageless Europe Nat/Ret



± 9,5

30x60
02767 | Ageless Europe Nat/Ret

Britain



60x60
02779 | Ageless Britain Nat/Ret



60x60
02787 | Ageless Britain Textured Nat/Ret



30x60
02769 | Ageless Britain Nat/Ret

Island




60x60
02534 | Ageless Island Nat/Ret




30x60
00015 | Ageless Island Nat/Ret

Baltic



60x60
02780 | Ageless Baltic Nat/Ret



60x60
02788 | Ageless Baltic Textured Nat/Ret



30x60
02770 | Ageless Baltic Nat/Ret

Africa



60x60
02536 | Ageless Africa Nat/Ret



30x60
00961 | Ageless Africa Nat/Ret

Imballi

Packing
Verpackung
Emballage

Formati Sizes	P	± MM							Formato Paletta Size Pallet Format Pallet Dim. Palette
			Pezzi Scatola Pieces/Box Stck/Karton Carreaux/Boîte	Mq/Scatola Sqmt/Box Qm/Karton M ² /Boîte	Kg/Scatola Kgs/Box Kg/Karton Kg/Boîte	Scatole/Paletta Boxes/Pallet Karton/Palette Boîte/Palette	Mq/Paletta Sqmt/Pallet Qm/Pallet M ² /Palette	Kg/Paletta Kgs/Pallet Kg/Pallet Kg/Palette	
*60x60 Nat/Ret	P	9,5	3	1,080	21,50	40	43,20	860	120x80x75
*30x60 Nat/Ret	P	9,5	6	1,080	21,50	48	51,84	1032	120x80x75
*60x60 Textured Nat/Ret	P	9,5	3	1,080	21,50	40	43,20	860	120x80x75
Pezzi Speciali / Special Pieces									
30x60 Step Nat/Ret	P	9,5	6	1,080	21,50	36	-	-	-
8x60 Battiscopa Nat/Ret	P	9,5	10	0,480	11,00	72	-	-	-

Riepilogo Gamma

Collection
Serie
Gamme

	Formati Sizes	UPEC				Strutture 3D 3D Structures				Pezzi Speciali Special Pieces	
		*60x60 24"x24"	*30x60 12"x24"	Din 51130	Dcof	Textured *60x60 24"x24"	Din 51130	Din 51097	Dcof	Step 30x60 - 12"x24"	Battiscopa 8x60 - 3/4"x24"
		± 9,5	± 9,5			± 9,5				± 9,5	± 9,5
Polar	Nat/Ret	02778	02768	V2	R9	>0.42				02803	02797
Sahara	Nat/Ret	02776	02766	V2	R9	>0.42	02786	R11	A+B+C	02801	02795
Europe	Nat/Ret	02777	02767	V2	R9	>0.42				02802	02796
Britain	Nat/Ret	02779	02769	V2	R9	>0.42	02787	R11	A+B+C	02804	02798
Island	Nat/Ret	02534	00015	V2	R9	>0.42				00031	00023
Baltic	Nat/Ret	02780	02770	V2	R9	>0.42	02788	R11	A+B+C	02805	02799
Africa	Nat/Ret	02536	00961	V2	R9	>0.42				02839	02837

*Attenzione: verificare in fase di ordine il codice e l'imballo

*Note: In the ordering phase please check code and packaging

*Bitteachten: Beim Bestellen bitte die Kodenummer und die Verpackung kontrollieren

*Attention: Merci de vérifier emballage et la référence au moment de la commande

Ceramiche Piemme provides helpful tips on the numerous possible uses of porcelain stoneware products. Below you will find the various application systems available, such as column washbasins, single washbasins, shelves and shower trays. Our “Project Solutions” also offers numerous flooring solutions for both indoor and outdoor use. These include loose-lay flooring systems, loose-lay raised systems and supported raised systems, all featuring special pieces which guarantee maximum functionality and facilitate installation.

Ceramiche Piemme bietet einen Überblick über die vielfältigen Einsatzmöglichkeiten von Feinsteinzeug. Zu den diversen Anwendungen gehören Standwaschtische, Einzelwaschtische, Konsolenplatten und Duschwannen. Project Solutions wartet darüber hinaus mit verschiedenen Bodensystemen für den Innen- und Außenbereich auf. Darunter: selbstliegende, lose Bodenbeläge und Systemböden mit selbstliegenden und herkömmlichen Oberbelägen. Abgerundet wird das Sortiment durch Zubehör, das höchste Funktionalität und eine einfache Montage gewährleistet.

Ceramiche Piemme fournit des suggestions utiles sur les multiples possibilités d'utilisation des produits en grès cérame. Les différentes applications disponibles, comme les lavabos sur colonne, les lavabos simples, les étagères et les receveurs de douche, figurent ci-après. Par ailleurs, « Project Solutions » propose différentes solutions de revêtements de sol, tant pour l'intérieur que l'extérieur : carrelages prêts à poser pour pose à sec, carrelages prêts à poser pour planchers surélevés, planchers surélevés sur plots, le tout assorti de pièces spéciales assurant une fonctionnalité maximale et une facilité de mise en œuvre.

Ceramiche Piemme, fornisce un utile suggerimento sulle molteplici possibilità di impiego dei prodotti in gres porcellanato. Di seguito sono riportati i diversi sistemi applicativi disponibili, come ad esempio lavabi a colonna, lavabi singoli, mensole e piatti doccia. Inoltre, "Project Solutions", propone svariate soluzioni di pavimentazione, sia da interno che da esterno. Tra di esse troviamo: pavimenti autoposanti a secco, pavimenti autoposanti sopraelevati, pavimenti sopraelevati con supporto; il tutto corredato da pezzi speciali che ne garantiscono la massima funzionalità e ne facilitano la messa in opera.

Tailor Made 346

Elementi di Raccordo 362
Connecting elements / Verbindungselemente / Éléments de raccord

Piemme 20 mm 364

Pavimenti flottanti da esterno 370
Exterior floating paving systems / Doppelböden für den aussenbereich / Carrelages de sol flottants pour extérieur

Pavimenti autoposanti e flottanti da interno 376
Interior loose-lay and floating flooring / Selbstliegende bodenbeläge und doppelböden für den innenbereich / Carrelages de sol prêts à poser et flottants pour intérieur

Lavabo a colonna

Column washbasin | Standwaschtisch | Lavabo sur colonne

"TAILOR MADE" propone, per l'arredo bagno, diverse soluzioni applicative del gres porcellanato. Abbinando la qualità del servizio ai prodotti Piemme nascono oggetti creati per soddisfare al meglio le esigenze del cliente. Lavabi a colonna, lavabi integrati singoli, mensole e piatti doccia, resi unici con l'aiuto di personale specializzato nella lavorazione del materiale ceramico, per soluzioni sempre eleganti ed esclusive.

"TAILOR MADE" suggests numerous porcelain stoneware application solutions for bathroom. The combination of Piemme products with high-quality service creates products able to perfectly meet customer requirements. Column washbasins, integrated single washbasins, shower trays and shelves, all made unique with the help of ceramic specialists, to create elegant and exclusive solutions.

"TAILOR MADE" bietet für die Badeinrichtung diverse Lösungen unter Anwendung von Feinsteinzeug. Der erstklassige Service und die Produkte von Piemme bürgen dafür, dass die Einrichtungselemente die Kundenanforderungen in einem Höchstmaß erfüllen. Standwaschtische, Einzelwaschtische, Konsolenplatten und Duschwannen: einzigartige Lösungen für elegante und exquisite Badgestaltungen von Spezialisten mit herausragender Kompetenz in der Bearbeitung von keramischem Material.

"TAILOR MADE" propose plusieurs solutions d'application du grès cérame pour l'ameublement de la salle de bains. La qualité du service conjugée aux produits Piemme : c'est ainsi que naissent des objets destinés à satisfaire pleinement aux exigences du client. Un personnel spécialisé dans le façonnage du matériau céramique confère toute leur singularité aux lavabos sur colonne, aux lavabos simples suspendus, aux étagères et receveurs de douche, créant ainsi des solutions toujours élégantes et exclusives.



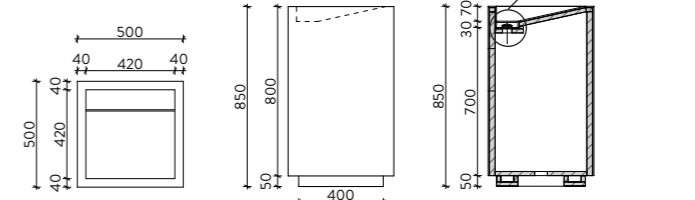
COLONNA 50 WATERFALL
(MAJESTIC QUEEN'S TIARA)

WATERFALL

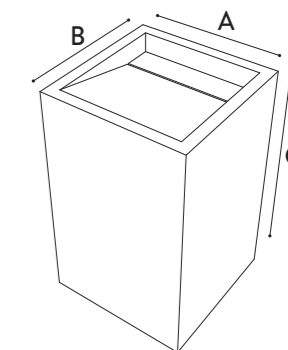
Scarico Nascosto
Hidden waste
Unsichtbarer Ablauf
Évacuation cachée



MODELLO LC-W



Particolare Tappo
Close-up of plug
Ablaufventil
Détail du clapet



	Codice - Code	A (cm)	B (cm)	C (cm)	Peso lavabo - Washbasin weight Gewicht Waschbecken - Poids du lavabo	Peso lavabo con cassa - Washbasin weight (including case) Gewicht Waschbecken mit Kiste - Poids du lavabo avec la caisse
COLONNA 50 WATERFALL LC-W	03243	50	50	85	70 Kg	110 Kg

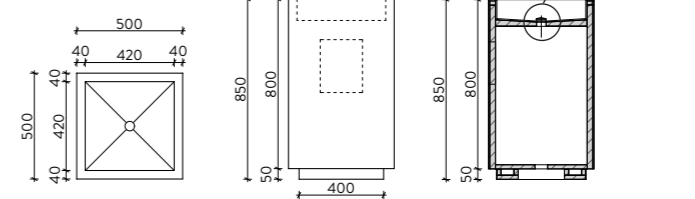
Misure standard, personalizzabili su richiesta - Standard sizes, customisable on request - Standardabmessungen, andere Abmessungen auf Wunsch - Dimensions standard, personnalisables sur demande

UP&DOWN

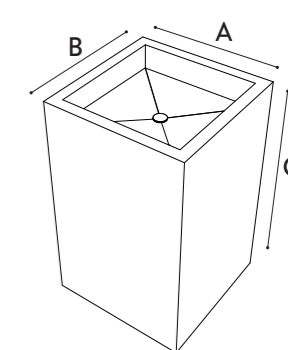
Scarico con tappo a vista
Waste with visible plug
Ablaufventil mit sichtbarem Verschluss
Évacuation avec clapet visible



MODELLO LC-U



Particolare Tappo
Close-up of plug
Ablaufventil
Détail du clapet



	Codice - Code	A (cm)	B (cm)	C (cm)	Peso lavabo - Washbasin weight Gewicht Waschbecken - Poids du lavabo	Peso lavabo con cassa - Washbasin weight (including case) Gewicht Waschbecken mit Kiste - Poids du lavabo avec la caisse
COLONNA 50 UP&DOWN LC-U	03244	50	50	85	70 Kg	110 Kg

Misure standard, personalizzabili su richiesta - Standard sizes, customisable on request - Standardabmessungen, andere Abmessungen auf Wunsch - Dimensions standard, personnalisables sur demande

Note	Notes	Anmerkungen	Notes
INCLUDE	INCLUDES	IM LIEFERUMFANG ENTHALTEN	COMPREND
<ul style="list-style-type: none"> Struttura in wedi Scarico Silfra DN 32 Cassa legno chiusa palettabile FAO Pannello calamitato ispezionabile Tappo Up&Down cromo (solo per versione Up&Down) 	<ul style="list-style-type: none"> wedi board structure Silfra DN 32 drain FAO palletisable closed wooden case Inspection panel with magnet closure Chrome Up&Down waste plug (only for Up&Down version) 	<ul style="list-style-type: none"> wedi Unterkonstruktion Ablaufventil Silfra DN 32 Palettierbare geschlossene FAO-Holzboxe Inspektionierbare Vorwand mit magnetischer Befestigung Up&Down Ablaufventil, verchromt (nur für Up&Down Version) 	<ul style="list-style-type: none"> Structure wedi Évacuation Silfra DN 32 Caisse en bois fermée paletisable FAO Panneau aimanté contrôlable Clapet Up&Down chrome (uniquement pour la version Up&Down)
OPTIONAL	OPTIONAL EXTRAS	OPTIONEN	EN OPTION
<ul style="list-style-type: none"> Eventuali revisioni su misure 	<ul style="list-style-type: none"> Custom revisions on measures 	<ul style="list-style-type: none"> Maßgeschneiderte Abmessungen 	<ul style="list-style-type: none"> Éventuelles révisions des dimensions

Lavabo integrato singolo

Integrated single washbasin | Einzelwaschtisch | Lavabo suspendu simple

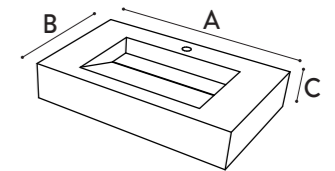
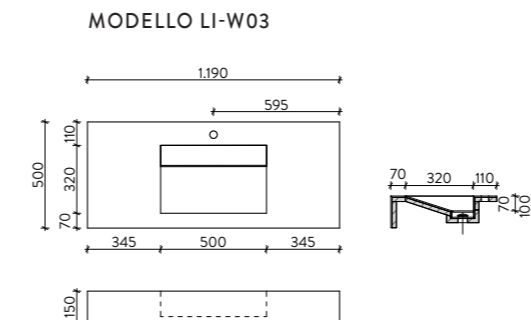
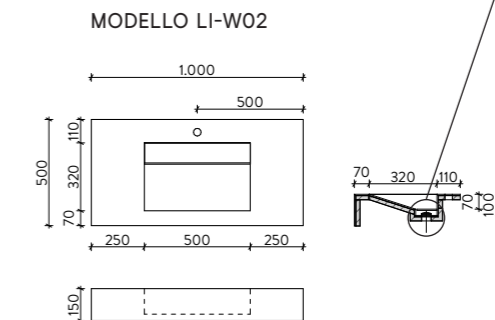
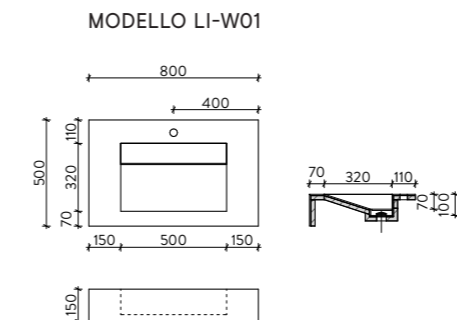
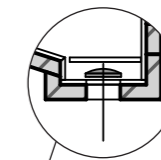


WATERFALL

Scarico Nascosto
Hidden waste
Unsichtbarer Ablauf
Évacuation cachée



Particolare Tappo
Close-up of plug
Ablaufventil
Détail du clapet



	Codice - Code	A (cm)	B (cm)	C (cm)	Peso lavabo - Washbasin weight Gewicht Waschbecken - Poids du lavabo	Peso lavabo con cassa - Washbasin weight (including case) Gewicht Waschbecken mit Kiste - Poids du lavabo avec la caisse
TOP 80 WATERFALL LI-W01	03233	80	50	15	45 Kg	65 Kg
TOP 100 WATERFALL LI-W02	03235	100	50	15	50 Kg	75 Kg
TOP 119 WATERFALL LI-W03	03237	119	50	15	55 Kg	85 Kg

Misure standard, personalizzabili su richiesta - Standard sizes, customisable on request - Standardabmessungen, andere Abmessungen auf Wunsch - Dimensions standard, personnalisables sur demande

Note	Notes	Anmerkungen	Notes
INCLUDE	INCLUDES	IM LIEFERUMFANG ENTHALTEN	COMPREND
<ul style="list-style-type: none"> Struttura in wedi Scarico Silfra DN 32 Cassa legno chiusa palettabile FAO Ispezionabile Staffe supporto a scomparsa 	<ul style="list-style-type: none"> wedi board structure Silfra DN 32 drain FAO palletisable closed wooden case Inspectabile Hidden support brackets 	<ul style="list-style-type: none"> wedi Unterkonstruktion Ablaufventil Silfra DN 32 Palettierbare geschlossene FAO-Holzboxe Inspektionierbar Versenkbare Stützbügel 	<ul style="list-style-type: none"> Structure wedi Évacuation Silfra DN 32 Caisse en bois fermée paletisable FAO Contrôlable Attaches support escamotables
OPTIONAL	OPTIONAL EXTRAS	OPTIONEN	EN OPTION
<ul style="list-style-type: none"> Eventuali revisioni su misure 	<ul style="list-style-type: none"> Custom revisions on measures 	<ul style="list-style-type: none"> Maßgeschneiderte Abmessungen 	<ul style="list-style-type: none"> Éventuelles révisions des dimensions

Lavabo integrato singolo

Integrated single washbasin | Einzelwaschtisch | Lavabo suspendu simple

TOP 100 UP&DOWN
(MAJESTIC QUEEN'S TIARA)

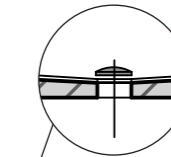


UP&DOWN

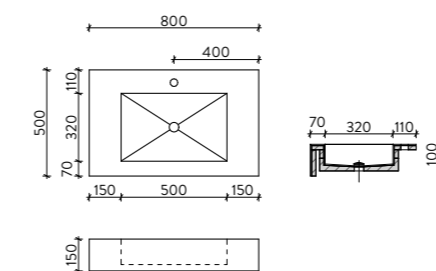
Scarico con tappo a vista
Waste with visible plug
Ablaufventil mit sichtbarem Verschluss
Évacuation avec clapet visible



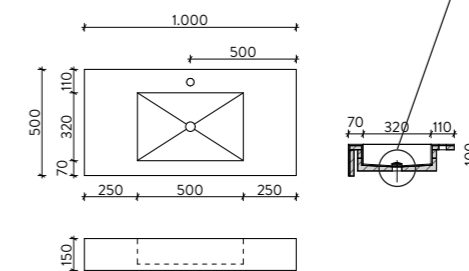
Particolare Tappo
Close-up of plug
Ablaufventil
Détail du clapet



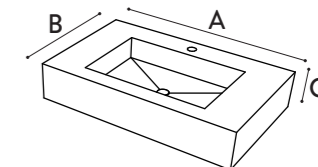
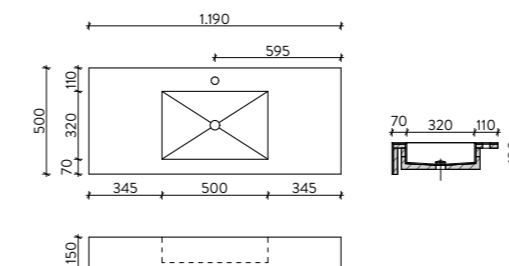
MODELLO LI-U01



MODELLO LI-U02



MODELLO LI-U03



	Codice - Code	A (cm)	B (cm)	C (cm)	Peso lavabo - Washbasin weight Gewicht Waschbecken - Poids du lavabo	Peso lavabo con cassa - Washbasin weight (including case) Gewicht Waschbecken mit Kiste - Poids du lavabo avec la caisse
TOP 80 UP&DOWN LI-U01	03234	80	50	15	45 Kg	65 Kg
TOP 100 UP&DOWN LI-U02	03236	100	50	15	50 Kg	75 Kg
TOP 119 UP&DOWN LI-U03	03238	119	50	15	55 Kg	85 Kg

Misure standard, personalizzabili su richiesta - Standard sizes, customisable on request - Standardabmessungen, andere Abmessungen auf Wunsch - Dimensions standard, personnalisables sur demande

Note	Notes	Anmerkungen	Notes
INCLUDE	INCLUDES	IM LIEFERUMFANG ENTHALTEN	COMPREND
<ul style="list-style-type: none"> Struttura in wedi Scarico Silfra DN 32 Cassa legno chiusa palettabile FAO Ispezionabile Staffe supporto a scomparsa Tappo Up&Down cromo 	<ul style="list-style-type: none"> wedi board structure Silfra DN 32 drain FAO palletisable closed wooden case Inspectable Hidden support brackets Chrome Up&Down waste plug 	<ul style="list-style-type: none"> wedi Unterkonstruktion Ablaufventil Silfra DN 32 Palettierbare geschlossene FAO-Holz-kiste Inspektionierbar Versenkbare Stützbügel Up&Down Ablaufventil, verchromt 	<ul style="list-style-type: none"> Structure wedi Évacuation Silfra DN 32 Caisse en bois fermée paletisable FAO Contrôlable Attaches support escamotables Clapet Up&Down chrome
OPTIONAL	OPTIONAL EXTRAS	OPTIONEN	EN OPTION
<ul style="list-style-type: none"> Eventuali revisioni su misure 	<ul style="list-style-type: none"> Custom revisions on measures 	<ul style="list-style-type: none"> Maßgeschneiderte Abmessungen 	<ul style="list-style-type: none"> Éventuelles révisions des dimensions

Counter Top



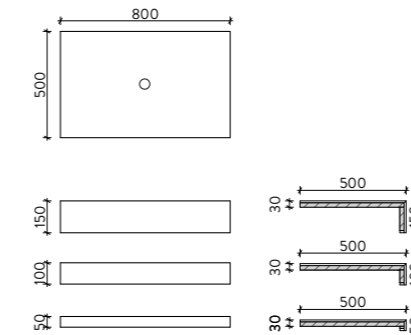
PIANO 119 CON FORO
(MATERIA OPAL)

CON FORO

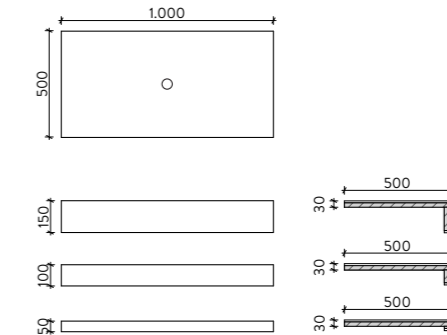
Posizione foro su richiesta
Hole position on request
Armaturenlochposition nach Wunsch
Positionnement du trou sur demande



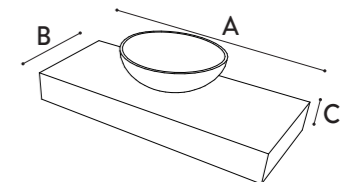
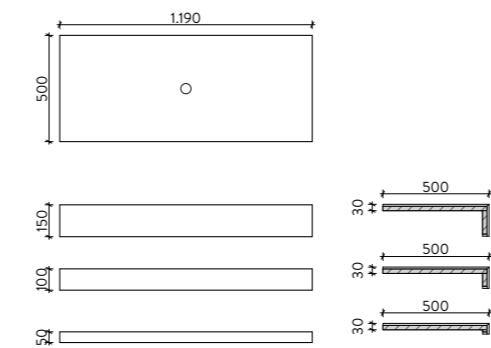
MODELLO CT01



MODELLO CT02



MODELLO CT03



	Codice - Code	A (cm)	B (cm)	C (cm)	Peso lavabo - Washbasin weight Gewicht Waschbecken - Poids du lavabo	Peso lavabo con cassa - Washbasin weight (including case) Gewicht Waschbecken mit Kiste - Poids du lavabo avec la caisse
PIANO 80 CON FORO CT01	03239	80	50	5 / 10 / 15	40 Kg	60 Kg
PIANO 100 CON FORO CT02	03241	100	50	5 / 10 / 15	45 Kg	70 Kg
PIANO 119 CON FORO CT03	03242	119	50	5 / 10 / 15	50 Kg	80 Kg

Misure standard, personalizzabili su richiesta - Standard sizes, customisable on request - Standardabmessungen, andere Abmessungen auf Wunsch - Dimensions standard, personnalisables sur demande

Note	Notes	Anmerkungen	Notes
INCLUDE	INCLUDES	IM LIEFERUMFANG ENTHALTEN	COMPREND
· Cassa legno chiusa palettabile FAO · Staffe supporto a scomparsa	· FAO palletisable closed wooden case · Hidden support brackets	· Palettierbare geschlossene FAO-Holz-kiste · Versenkbare Stützbügel	· Caisse en bois fermée paletisable FAO · Attaches support escamotables
OPTIONAL	OPTIONAL EXTRAS	OPTIONEN	EN OPTION
· Eventuali revisioni su misure	· Custom revisions on measures	· Maßgeschneiderte Abmessungen	· Éventuelles révisions des dimensions

Vanity Top

PIANO 119 SENZA FORO
(MAJESTIC IMPERIAL PEARL)

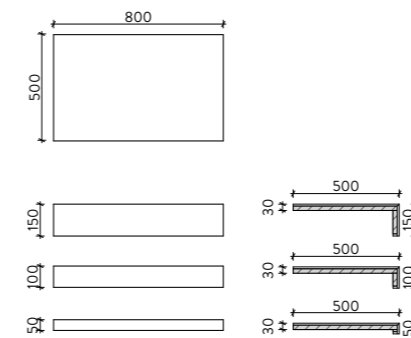


SENZA FORO

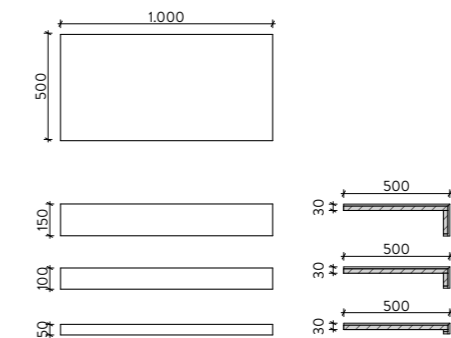
Senza foro
Without hole
Ohne Armaturenloch
Sans trou



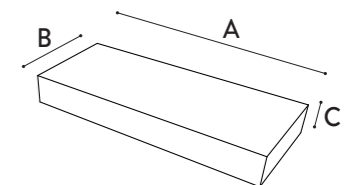
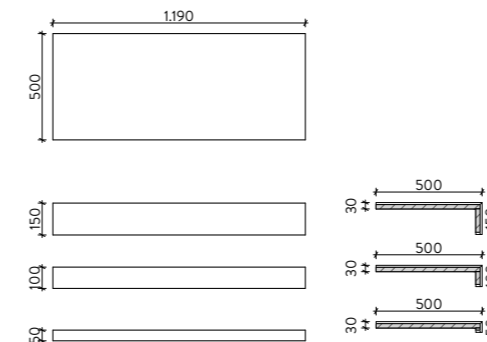
MODELLO VT01



MODELLO VT02



MODELLO VT03



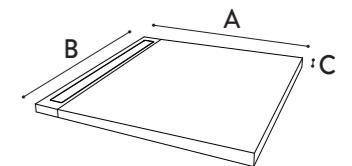
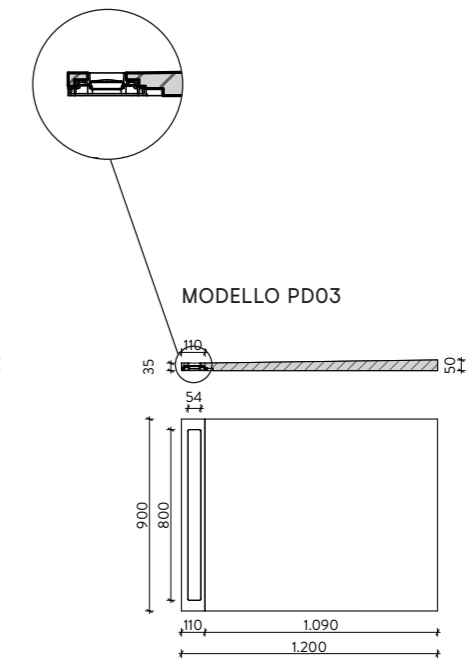
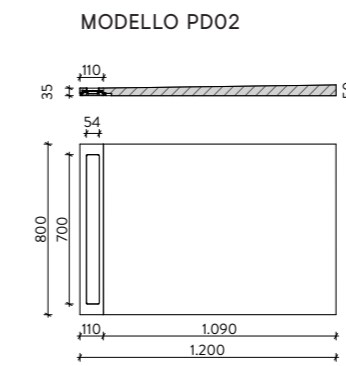
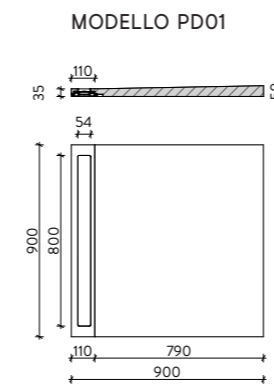
	Codice - Code	A (cm)	B (cm)	C (cm)	Peso lavabo - Washbasin weight Gewicht Waschbecken - Poids du lavabo	Peso lavabo con cassa - Washbasin weight (including case) Gewicht Waschbecken mit Kiste - Poids du lavabo avec la caisse
PIANO 80 SENZA FORO VT01	03406	80	50	5 / 10 / 15	40 Kg	60 Kg
PIANO 100 SENZA FORO VT02	03407	100	50	5 / 10 / 15	45 Kg	70 Kg
PIANO 119 SENZA FORO VT03	03408	119	50	5 / 10 / 15	50 Kg	80 Kg

Misure standard, personalizzabili su richiesta - Standard sizes, customisable on request - Standardabmessungen, andere Abmessungen auf Wunsch - Dimensions standard, personnalisables sur demande

Note	Notes	Anmerkungen	Notes
INCLUDE	INCLUDES	IM LIEFERUMFANG ENTHALTEN	COMPREND
· Cassa legno chiusa palettabile FAO · Staffe supporto a scomparsa	· FAO palletisable closed wooden case · Hidden support brackets	· Palettierbare geschlossene FAO-Holzkrise · Versenkbare Stützbügel	· Caisse en bois fermée paletisable FAO · Attaches support escamotables
OPTIONAL	OPTIONAL EXTRAS	OPTIONEN	EN OPTION
· Eventuali revisioni su misure	· Custom revisions on measures	· Maßgeschneiderte Abmessungen	· Éventuelles révisions des dimensions

Piatto doccia

Shower Tray | Duschwanne | Receveur De Douche



	Codice - Code	A (cm)	B (cm)	C (cm)	Peso lavabo - Washbasin weight Gewicht Waschbecken - Poids du lavabo	Peso lavabo con cassa - Washbasin weight (including case) Gewicht Waschbecken mit Kiste - Poids du lavabo avec la caisse
PIATTO DOCCIA 90X90 PD01	03245	90	90	5	40 Kg	65 Kg
PIATTO DOCCIA 80X120 PD02	03246	120	80	5	50 Kg	80 Kg
PIATTO DOCCIA 90X120 PD03	03247	120	90	5	60 Kg	90 Kg

Misure standard, personalizzabili su richiesta - Standard sizes, customisable on request - Standardabmessungen, andere Abmessungen auf Wunsch - Dimensions standard, personnalisables sur demande

Note	Notes	Anmerkungen	Notes
INCLUDE	INCLUDES	IM LIEFERUMFANG ENTHALTEN	COMPREND
· Cassa legno chiusa palettabile FAO · Ispezionabile	· FAO palletisable closed wooden case · Inspectable	· Palettierbare geschlossene FAO-Holz-kiste · Inspektionierbar	· Caisse en bois fermée paletisable FAO · Contrôlable
OPTIONAL	OPTIONAL EXTRAS	OPTIONEN	EN OPTION
· Eventuali revisioni su misure	· Custom revisions on measures	· Maßgeschneiderte Abmessungen	· Éventuelles révisions des dimensions

Effetti materici

Material Effects | Materialoptiken | Effets De Matière


Ceramiche Piemme offre una vasta gamma di effetti materici dalle alte prestazioni tecniche. Effetti pietra, marmo e cemento permettono di creare elementi d'arredo, che siano sempre in armonia con l'ambiente che li circonda.

"Ceramiche Piemme offers a wide range of material effects with high levels of technical performance. Stone-, marble- and concrete-effect materials allow you to create interior design elements which are always in harmony with the surround environment.

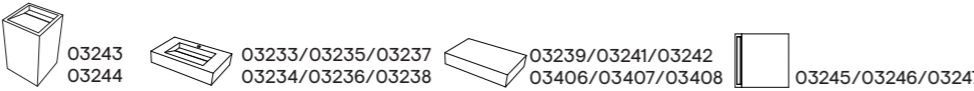
Ceramiche Piemme bietet ein breites Spektrum von Materialoptiken mit ausgezeichneten Leistungsmerkmalen. Stein-, Marmor- und Betonoptik ermöglichen die Gestaltung von Einrichtungselementen, die sich harmonisch in den Raumstil fügen.

Ceramiche Piemme offre une vaste gamme d'effets de matière à haute performance technique. Les effets pierre, marbre et béton permettent de créer un mobilier toujours en harmonie avec son environnement.

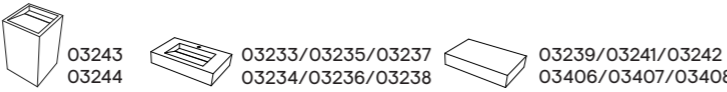

Cement Effect



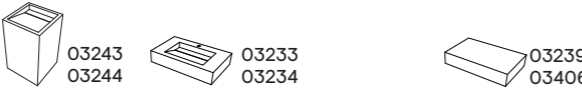

Glitch
119,5x119,5 | 89,5x89,5 | 60x119,5



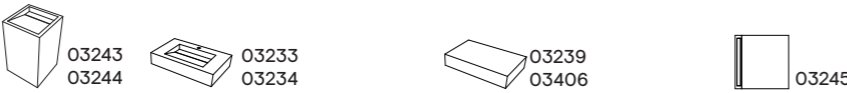
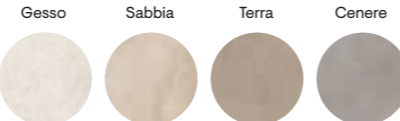
Shades
60x119,5 | 80x80




Urban
80x80




Suprema
89,5x89,5



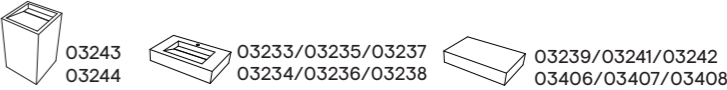
Concrete
119,5x119,5 | 80x80



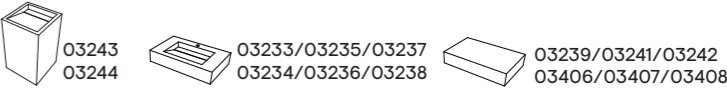
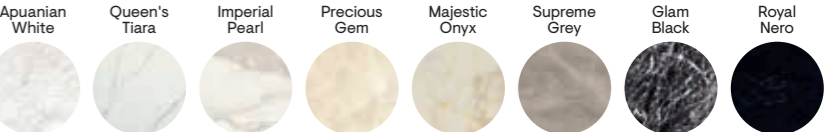
Marble Effect



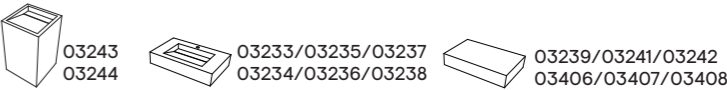
Opulence
89,5x89,5 | 60x119,5



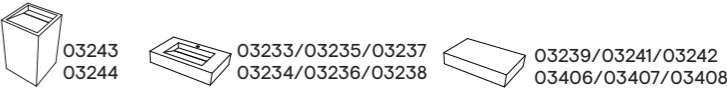
Majestic
119,5x119,5 | 60x119,5



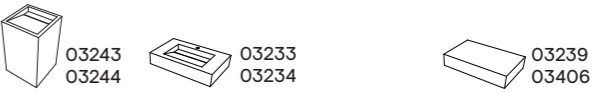

Majestic Pure Selection
119,5x119,5 | 60x119,5



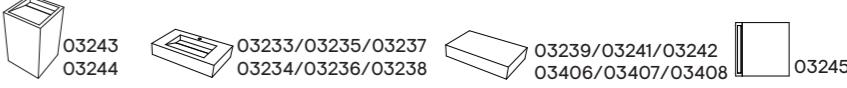

Elegance
60x119,5 | 80x80



Marmi Reali
80x80



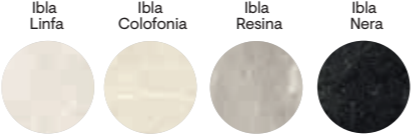
Venetian Marble
89,5x89,5 | 60x119,5



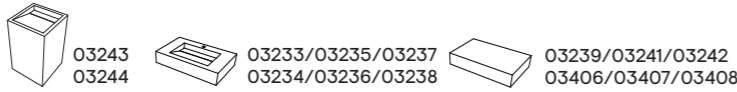
Effetti materici

Material Effects | Materialoptiken | Effets De Matière


Stone Effect



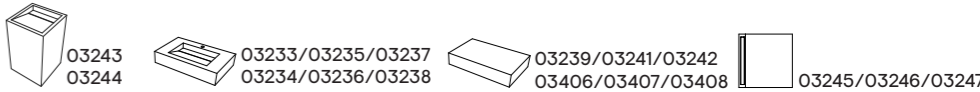
Ibla
60x119,5



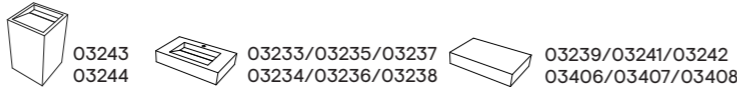

Contemporary



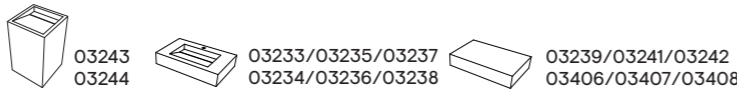
Materia
119,5x119,5 | 60x119,5




Evoluta
60x119,5



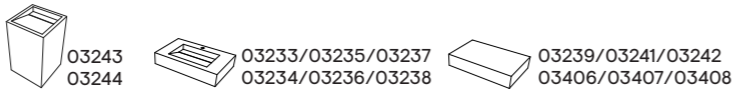
Uniquestone
60x119,5 | 80x80



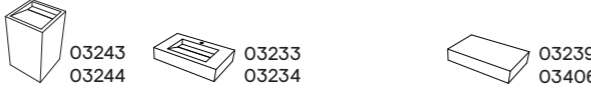
Bits&Pieces
119,5x119,5 | 80x80



Geostone
60x119,5 | 80x80



Castlestone
80x80


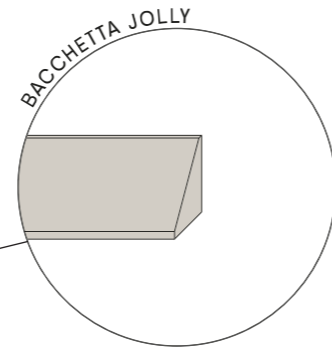


Elementi di raccordo

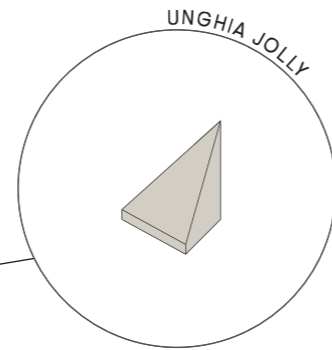
Universal Bevel | Verbindungselemente | Éléments de raccord



ANGOLI MURETTI
WALL BEVEL CORNERS
ECKE FÜR ZWISCHENWÄNDE
ANGLES MURETS



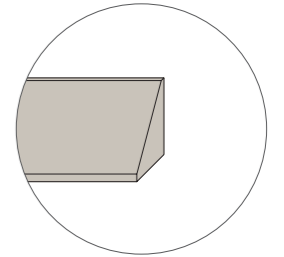

SPIGOLI SCALE
STAIRCASE BEVEL EDGE
KANTEN FÜR TREPPEN
ARÊTES ESCALIERS



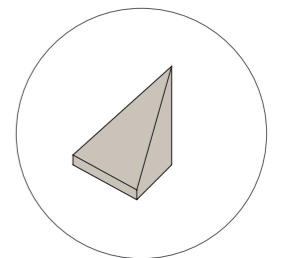

BACCHETTA E UNGHIA JOLLY

Filler strip and corner filler chip
Universalleiste und - Aussenecke
Baguette et onglet jolly


Bacchetta Jolly
Filler Strip - Universalleiste - Baguette jolly



Unghia Jolly
Corner Filler Chip - Universalaussenecke - Onglet Jolly



Bacchetta Jolly



Unghia jolly



	A (cm)	B (cm)
BACCHETTA JOLLY	119,5	1,5
UNGHIA JOLLY	1,5	1,5

Misure standard, personalizzabili su richiesta - Standard sizes, customisable on request - Standardabmessungen, andere Abmessungen auf Wunsch - Dimensions standard, personnalisables sur demande

Piemme 20MM

20MM Collections | Kollektionen 20MM | Collections 20MM

La possibilità di svariati campi applicativi garantisce la massima versatilità d'uso. Grazie alle elevate qualità tecniche ed estetiche Piemme 20mm arreda facilmente ogni spazio all'aperto, residenziale, commerciale o industriale.

A large number of application options ensures utmost versatility of use. Thanks to its high technical and aesthetic qualities Piemme 20mm easily furnishes all open-air areas, whether residential, commercial or industrial.

Verschiedenste Anwendungsbereiche garantieren größte Einsatzvielfalt. Dank der hohen technischen und optischen Qualität gestaltet Piemme 20 mm einfach jeden Bereich im Freien, sei es für Wohnungen, Gewerbe oder Industrie.

Les multiples domaines d'application assurent une polyvalence extrême. Avec ses extraordinaires caractéristiques techniques et esthétiques, Piemme 20 mm peut se poser à l'extérieur, ainsi que dans les espaces résidentiels, commerciaux et industriels.

POSA A SECCO SU GHIAIA E SABBIA

Dry laying on gravel and sand
Trockene Verlegung auf Kies und Splitt, auf Sand
Pose à sec sur gravier et sable




POSA A SECCO SU ERBA

Dry laying on grass
Trockene Verlegung auf Gras
Pose à sec sur herbe




POSA SU MASSETTO CON COLLA

Laying on screed with adhesive
Traditionelle Verlegung auf Estrich
Pose à la colle sur dalle




POSA SOPRAELEVATA


Laying as raised paving
Trockene Verlegung auf Stützen
Pose surélevée




- | | | | |
|---|---|--|---|
| 1. Piemme 20mm
2. Ghiaia
3. Strato di drenaggio
4. Terreno | 1. Piemme 20mm
2. Kies
3. Drainageschicht
4. Erdreich | 1. Piemme 20mm
2. Ghiaia
3. Strato di separazione
4. Manto impermeabile
5. Massetto di pendenza
6. Solaio | 1. Piemme 20mm
2. Kies
3. Trennschicht
4. Undurchlässige schicht
5. Estrich mit gefälle
6. Decke |
| 1. Piemme 20mm
2. Gravel
3. Drainage layer
4. Soil | 1. Piemme 20mm
2. Gravier
3. Couche de drainage
4. Terrain | 1. Piemme 20mm
2. Gravel
3. Separation layer
4. Waterproof layer
5. Sloping screed
6. Floor | 1. Piemme 20mm
2. Gravier
3. Couche de séparation
4. Revêtement imperméable
5. Chape d'inclinaison
6. Plancher |



- | | |
|--|--|
| 1. Piemme 20mm
2. Ghiaia
3. Manto erboso
4. Terreno | 1. Piemme 20mm
2. Kies
3. Rasen
4. Erdreich |
| 1. Piemme 20mm
2. Gravel
3. Grass surface
4. Soil | 1. Piemme 20mm
2. Gravier
3. Gazon
4. Terrain |



- | | | | |
|---|---|---|---|
| 1. Piemme 20mm
2. Massetto in calcestruzzo
3. Strato di livellamento
4. Ghiaia
5. Terreno | 1. Piemme 20mm
2. Betonestrich
3. Ausgleichsschicht
4. Kies
5. Erdreich | 1. Piemme 20mm
2. Massetto in calcestruzzo
3. Strato di separazione
4. Elemento termoisolante
5. Manto impermeabile
6. Massetto di pendenza
7. Solaio | 1. Piemme 20mm
2. Betonestrich
3. Trennschicht
4. Wärmedämmendes element
5. Undurchlässige schicht
6. Estrich mit gefälle
7. Decke |
| 1. Piemme 20mm
2. Concrete Screed
3. Levelling Layer
4. Gravel
5. Soil | 1. Piemme 20mm
2. Chape En Béton
3. Couche De Nivellement
4. Gravier
5. Terrain | 1. Piemme 20mm
2. Concrete screed
3. Separation layer
4. Thermal insulation element
5. Waterproof layer
6. Sloping screed
7. Floor | 1. Piemme 20mm
2. Chape en béton
3. Couche de séparation
4. Élément thermo-isolant
5. Revêtement imperméable
6. Chape d'inclinaison
7. Plancher |



- | | | | |
|---|--|--|--|
| 1. Piemme 20mm
2. Supporti
3. Elemento termoisolante
4. Manto impermeabile
5. Massetto di pendenza
6. Solaio | 1. Piemme 20mm
2. Halterungen
3. Wärmedämmendes element
4. Undurchlässige schicht
5. Estrich mit gefälle
6. Decke | 1. Piemme 20mm
2. Supports
3. Thermal insulation element
4. Waterproof layer
5. Sloping screed
6. Floor | 1. Piemme 20mm
2. Supports
3. Élément thermo-isolant
4. Revêtement imperméable
5. Chape d'inclinaison
6. Plancher |
|---|--|--|--|

CONSIGLI DI POSA

Laying tips
Verlegeempfehlungen
Conseils de pose



Posa sopraelevata
Laying as raised paving
Trockene Verlegung auf stützen
Pose surélevée

Posa sopraelevata
Laying as raised paving
Trockene Verlegung auf stützen
Pose surélevée

Posa a secco su ghiaia e sabbia
Dry laying on gravel and sand
Trockene Verlegung auf Kies und Splitt, auf Sand
Pose à sec sur gravier et sable

Griglia scolo
Drainage grid
Ablaufgitter
Caniveau d'évacuation

Posa a massetto con colla
Laying on screed with adhesive
Traditionelle Verlegung auf Estrich
Pose à la colle sur dalle


Elemento ad L
L-shaped piece
Schenkelplatte
Élément en L

Posa a secco su erba
Dry laying on grass
Trockene Verlegung auf gras
Pose à sec sur herbe

Gradone
Step tile
Treppenfliese
Marche

Griglia scolo
Drainage grid
Ablaufgitter
Caniveau d'évacuation

Gradone e gradone angolare
Step tile and corner step tile
Treppenfliese und treppenfliese ecke
Marche et marche d'angle




Gradone e gradone angolare
Step tile and corner step tile
Treppenfliese und treppenfliese ecke
Marche et marche d'angle



Elemento ad L
L-shaped piece
Schenkelplatte
Élément en L



Griglia scolo e griglia scolo angolare
Drainage grid and drainage grid corner piece
Ablaufgitter und ablaufgitter ecke
Caniveau d'évacuation et caniveau d'évacuation d'angle




Piemme 20MM

20MM Collections | Kollektionen 20MM | Collections 20MM


Stone Effect

Castlestone
45x90




Cement Effect


Glitch
60x60



Urban
60x60



Concrete
60x60



Contemporary

Materia
90x90



Una vasta gamma di collezioni in 20 mm rende possibili molteplici soluzioni applicative che rendono l'outdoor sempre più confortevole. Disponibili su numerosi formati e svariate tonalità di colore, sono ulteriormente arricchite da pezzi speciali dalle alte prestazioni tecniche, fondamentali per la realizzazione di piscine, camminamenti, aree relax.

An enormous range of 20 mm product ranges allows for numerous application solutions to make outdoor areas more liveable than ever. Available in a huge variety of formats and various colours and shades, they are further enhanced by special pieces with high levels of technical performance, essential for creating swimming pools, paths and relaxation areas.

Etliche Kollektionen in der Materialstärke 20 mm bieten vielfältige Anwendungsmöglichkeiten für komfortable Outdoor-Konzepte. Die zahlreichen Formate und Farbnuancen werden ergänzt durch hochwertige Formteile für die Gestaltung von Pools, Gehwegen und Ruhebereichen.

Une large gamme de collections en 20 mm permet de multiples solutions d'application qui ne cessent d'accroître le confort extérieur. Disponibles en de nombreux formats et en différentes nuances de couleur, elles sont encore enrichies par des pièces spéciales aux performances techniques élevées, indispensables pour la réalisation de piscines, de cheminements et de zones de détente.



Ingelivo
Frost Resistant
Frostbeständig
Résistant Au Gel



Antiscivolo
Antislip
Rutschsicher
Antidérapant



Resistente Agli Attacchi Chimici
Resistant To Chemicals
Chemikalienbeständig
Résistance Aux Attaques Chimiques



Resistente Agli Sbalzi Termici
Resistant To Thermal Shock
Temperaturschockbeständig
Résistance Aux Écarts De Températures



Facile Da Pulire
Easy To Clean
Pflegeleicht
Facile À Nettoyer



Inalterabile Nel Tempo
Immune To Time
Dauerhaft Gleichbleibend
Inaltérable Dans Le Temps



Facile Da Posare
Easy To Install
Verlegeleicht
Facile À Poser



Coordinabile Tra Interno Ed Esterno
Indoor And Outdoor Coordination
Aufeinander Abgestimmte Fliesen Für Innen Und Aussen
Continuite Du Style Assuree Entre L'interieur Et L'exterieur



Vialetti
Walkways
Wege
Allées



Parchi Pubblici
Public Parks
Öffentliche Parks
Parcs Publics



Terrazze
Terraces
Terrassen
Terrasses



Arredo Urbano
Street Furnishing
Stadtmobiliar
Ameublement Urbain



Parcheggi
Parking Areas
Parkplätze
Parkings



Zone Industriali
Industrial Areas
Industriebereiche
Espaces Industriels



Giardini
Gardens
Gärten
Jardins



Stabilimenti Balneari
Beach Resorts
Badeanlagen
Stations Balnéaires

King Junior

Supporti per pavimenti sopraelevati a basso spessore

Low-rise supports for raised paving systems | Stelzlager für Doppelböden mit extradünnem Oberbelag
Plots pour planchers surélevés de fine épaisseur

Unico al mondo in grado di contrastare le pendenze del piano di posa già da 12 mm di altezza fino a 30 mm.

Il supporto King Junior, con base autolivellante, è il solo capace di lavorare senza l'ausilio di prolunghe o compensatori di pendenza.

The only one able to compensate for laying surface slopes from 12 mm up to 30 mm in height.

The King Junior support, with self-levelling base, is the only one that works without the aid of extensions or gradient compensators.

Das weltweit einzige Stelzlager, das Untergrundgefälle in einer Verstellhöhe von 12 mm bis 30 mm ausgleichen kann.

King Junior mit selbstnivellierendem Stellfuß kommt als einziges Stelzlager ohne Verlängerungen und Ausgleichsplättchen aus.

Le seul au monde en mesure de compenser les pentes d'un plan de pose existant de 12 mm de hauteur jusqu'à 30 mm.

Le plot King Junior, à base autonivelante, est le seul capable d'agir sans l'aide de réhausses ou de correcteurs de pente.



King Junior



Ø 160 mm

Alette/Tabs



Sp. 2,3,4,8 mm h. 12 mm

KJ1 - 03248



H 12-18 mm

KJ2 - 03249



H 18-24 mm

KJ3 - 03251



H 24-30 mm

King

Supporti per pavimenti sopraelevati con base autolivellante

Supports for raised paving systems with self-levelling base | Stelzlager für Doppelböden mit selbstnivellierendem Fuß
Plots pour planchers surélevés avec base autonivelante

Il rivoluzionario e innovativo brevetto per il settore del sopraelevato, permette all'operatore di decidere se utilizzare il supporto con base fissa o autolivellante, semplicemente ruotando il convertitore posto sotto la vite, in totale libertà, senza alcun accessorio d'ausilio, tutto in un unico prodotto. Grazie alla base snodata, il supporto King consente di realizzare pavimentazioni sopraelevate perfettamente planari, anche con sottofondi dalle pendenze variabili.

This innovative and revolutionary patent for the raised floor sector lets the operator decide whether to use the pedestal with a fixed or self-levelling base, just by twisting the converter located under the screws, without any constraints, without any tools and all incorporated into one product. Thanks to its articulated base, the King pedestal can be used for perfectly level raised floors, even on sub-bases with varying slopes.

Dank dem wegweisenden Patent im Bereich der Doppelböden kann sich der Verleger je nach Bedarf entscheiden, ob das Stelzlager einen festen oder einen selbstnivellierenden Stellfuß haben soll. Er braucht lediglich das Umstellelement unter dem Gewindeteil zu verdrehen, ohne dass weiteres Zubehör erforderlich ist. Aufgrund des angelenkten Stellfußes ist es möglich, mit dem Stelzlager King selbst bei ungleichem Untergrundgefälle vollständig plane Doppelböden herzustellen.

Grâce au brevet révolutionnaire et innovant pour le secteur du plancher surélevé, l'opérateur peut choisir entre un plot à base fixe ou un plot autonivelant : il lui suffit pour cela de faire librement tourner le disque adaptateur placé sous la vis, sans outil additionnel, car il s'agit d'un produit intégré. La base articulée du plot King permet de réaliser des planchers surélevés d'une parfaite planéité, même avec des supports de pose à pentes variables.



K1 - 03252



H 30-41 mm

K2 - 03253



H 41-63 mm

K3 - 03254



H 63-95 mm

K4 - 03255



H 95-152 mm

King tools system

Accessori per pavimenti sopraelevati



Accessories for raised paving systems | Zubehör für Doppelböden | Accessoires pour sols surélevés

Le King-Klip sono una coppia di agganci complementari, in acciaio inox AISI 304, ideali per realizzare tamponamenti o gradini nelle pavimentazioni sopraelevate. Disegnate per inserirsi perfettamente sotto la base e sopra la testa dei supporti King, le King-Klip non richiedono viti o altri fissaggi.


King-Klips are a pair of complementary hooks, made of stainless AISI 304 steel, ideal for steps and borders in raised flooring. Designed to fit perfectly under the base and over King heads without screws or other fixings with a shape that grip the 2 cm tile, optimizing onsite waste simply and intuitively.

Das Klemmenpaar King-Klip aus nichtrostendem Stahl AISI 304 dient zur Ausführung von Rändern oder Stufen. Die Klemmen fügen sich problemlos unter den Stellfuß und über den Kopf der Stelzlager King und machen keine Schrauben oder anderweitige Befestigungen erforderlich. Sie greifen formschlüssig die 2 cm dicke Doppelbodenplatte, was etwaigen Bauschutt reduziert.

Les King-Klip sont deux clips complémentaires en acier inox AISI 304, l'idéal pour les bords verticaux ou les marches des planchers surélevés. Conçus pour s'insérer parfaitement sous la base et sur la tête des plots King, ils ne nécessitent aucune vis ou fixations. Ils emboîtent la dalle sur 2 cm, optimisant ainsi les déchets de chantier de manière simple et intuitive.



King Line
03259



King Klip Up
03256

King Klip Down
03257

King tools system

Accessori per pavimenti sopraelevati

Accessories for raised paving systems | Zubehör für Doppelböden | Accessoires pour sols surélevés

King-Klip Wall, in acciaio inox AISI 304, è studiata per distanziare opportunamente la fila di piastrelle a bordo muro rispetto alla parete laterale, determinando la fuga di 1 cm.

King-Klip Wall, made of stainless AISI 304 steel, is designed to opportunely space the row of tiles at the wall border in relation to the side wall, with a joint of 1 cm.

King-Klip Wall aus Edelstahl AISI 304 dient als Wandabstandhalter für den Bodenbelag mit einer Wandfuge von 1 cm.

King-Klip Wall, en acier inox AISI 304, est conçu pour espacer la rangée de carreaux sur le bord du mur par rapport au mur latéral, ce qui permet d'obtenir un joint de 1 cm.

I separatori King-Pad sono realizzati in membrana di bitume polimero ad elevate prestazioni. King-Pad si applica sotto la base dei supporti King per creare uno strato di separazione dalla membrana impermeabile.

King-Pad separators are made of high performance polymer bitumen membrane. King-Pad is applied under the King support base to create separation layer to waterproofing membrane.

Die Entkopplungsplatte King-Pad besteht aus einer Polymerbitumen-Membran mit ausgezeichneten Leistungsmerkmalen. Die King-Pad wird unter dem Stellfuß des Stelzlagers eingesetzt, um es von der Dichtungsbahn zu entkoppeln. Sie behält die Dichtungsfunktion aufrecht und reduziert die Schallbrücke zwischen Bodenbelag und Untergrund.


Les séparateurs King-Pad sont réalisés en membrane de bitume polymère haute performance. Ils s'appliquent sous la base des plots King afin de créer une couche de séparation par rapport à la membrane d'étanchéité. King-Pad préserve l'imperméabilisation et corrige le pont acoustique qui se crée entre le sol et le support de pose.

Realizzata in acciaio zincato, King-Key permette la registrazione dei supporti King anche a pavimento completamente posato.

The galvanized steel King-Key allows adjustment of King supports even when the floor is fully laid.

Der Stellschlüssel King-Key aus verzinktem Stahl ermöglicht die nachträgliche Justierung der Stelzlager King bei vollständig montiertem Doppelboden.

Fabriquée en acier galvanisé, la clé King-Key permet le réglage des plots King même lorsque le sol est entièrement posé.



King Klip Wall
03258




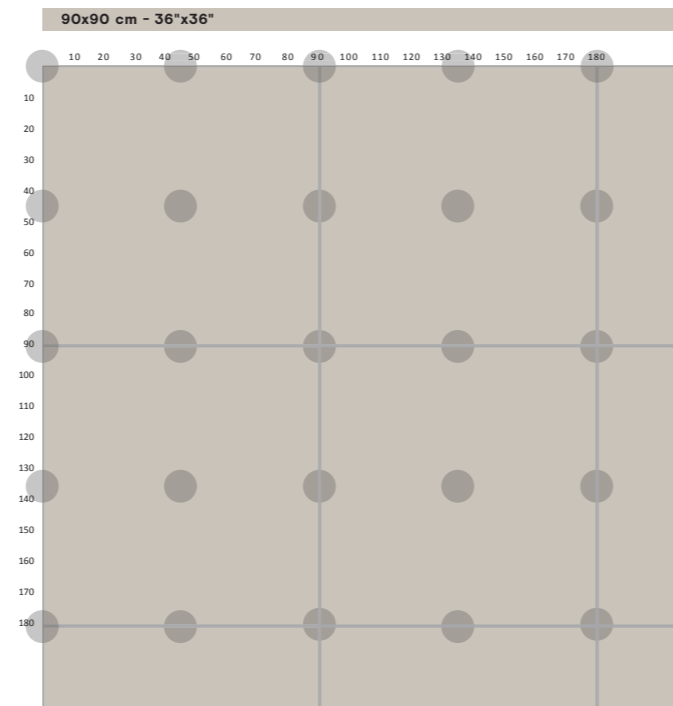

King Key
03261



King Pad
03262

Soluzioni di posa

Installation solutions
Verlegungsvorschläge
Solutions de pose



Imballi

Packing
Verpackung
Emballage

KING JUNIOR	Codice Code	Misure Sizes (mm)	Peso Scatola Box Weight (Kg)	Pezzi per Scatola Pieces per box	Misura Scatola Box Size (cm)	Scatole max per Bancale Max boxes per Pallet	Peso Bancale Pallet Weight (kg)	Dimensione per Bancale Pallet Size (cm)
PIEDINO KJ1 12-18MM	03248	12 -18	7,0	60	39x55 H23	40	280	80x120 H245
PIEDINO KJ2 18-24MM	03249	18- 24	7,2	60	39x55 H23	40	288	80x120 H245
PIEDINO KJ3 24-30MM	03251	24- 30	7,8	60	39x55 H27	32	250	80x120 H231

KING	Codice Code	Misure Sizes (mm)	Peso Scatola Box Weight (Kg)	Pezzi per Scatola Pieces per box	Misura Scatola Box Size (cm)	Scatole max per Bancale Max boxes per Pallet	Peso Bancale Pallet Weight (kg)	Dimensione per Bancale Pallet Size (cm)
PIEDINO K1 30-41MM	03252	30 - 41	5,7	20	39x55 H23	40	228	80x120 H245
PIEDINO K2 41-63MM	03253	41 - 63	6,3	20	39x55 H23	40	254	80x120 H245
PIEDINO K3 63-95MM	03254	63 - 95	7,7	20	39x55 H30	32	246	80x120 H255
PIEDINO K4 95-152MM	03255	95 - 152	9,26	20	39x55 H47	20	186	80x120 H250

KING TOOLS SYSTEM	Codice Code	Misure Sizes (mm)	Colore Colour	Peso Weight (kg/cad)	Pezzi per Scatola Pieces per box	Dimensione per Bancale Pallet Size (cm)
K-KLIP UP FINALE SUP.	03256	-	Steel	0,074	20	80x120
K-KLIP DOWN FINALE INF.	03257	-	Steel	0,091	20	80x120
K-LINE COPRIFILO 1200 MM	03259	1200	Plain	0,456	-	80x120
K-KLIP WALL DISTANZ. MURO	03258	-	Steel	0,032	40	80x120
K-PAD DISCHETTO 200MM	03262	Ø 200	Liscio / Smooth	0,278	20	80x120
K-KEY TOOL CHIAVE	03261	-	Black	0,072	-	-

Dry Fix

Pavimento autoposante a secco



Loose-lay paving | Selbstliegender Bodenbelag in ungebundener Verlegung | Carrelage de sol prêt à poser pour pose à sec

Il sistema Dry Fix è un innovativo sistema brevettato di posa a secco di piastrelle di ceramica, completamente svincolate tra loro, con applicato un rivestimento inferiore della varietà Silent o Magnetic, finemente lavorate allo scopo di garantire una perfetta intercambiabilità tra le singole piastrelle. Dry Fix si posa direttamente su qualsiasi tipo di pavimento, sopraelevato o tradizionale, con la massima semplicità e rapidità, richiedendo in caso di superfici di appoggio irregolari, un semplice pretrattamento di livellina cementizia.

The Dry Fix system is an innovative patented system for dry laying ceramic, where each tile is completely separate from the other, the Silent or Magnetic form of underside covering is applied, and they are finely processed in order to guarantee the exact interchangeability of each and every tile. Dry Fix is laid directly onto any type of floor, raised or traditional, with the utmost ease and speed, needing a basic pre-treatment of self-levelling cement where there is an irregular surface.

Dry Fix ist ein innovatives patentiertes System für die ungebundene Verlegung von präzise bemaßten Keramikfliesen mit einer unterseitigen Beschichtung vom Typ Silent oder Magnetic, die vollständig miteinander austauschbar sind. Dry Fix kann rasch und problemlos direkt auf jedem beliebigen Boden - egal ob Doppelboden oder herkömmlicher Fußboden - verlegt werden. Lediglich bei unebenen Untergründen ist eine vorherige Nivellierspachtelung erforderlich.

Le système Dry Fix est un système innovant breveté pour la pose à sec de carreaux céramiques, entièrement séparés les uns des autres, dotés d'un revêtement inférieur de type Silent ou Magnetic. Chaque carreau fait l'objet d'un travail peaufiné afin de garantir une parfaite interchangeabilité. Dry Fix se pose directement, très simplement et rapidement sur n'importe quel type de sol, surélevé ou traditionnel. En cas de surfaces d'appui irrégulières, il ne nécessite qu'un simple traitement préalable à l'enduit de ragréage autolissant.




Le piastrelle Dry Fix sono composte da tre elementi: un'anima interna, che può essere di gres porcellanato, marmo, granito naturale; un bordo perimetrale in PVC di spessore da 0.8 a 1.2 mm disponibile in vari colori; un rivestimento inferiore della varietà Silent o Magnetic. Lo spessore degli elementi può variare da un minimo di 9,5 mm a un massimo di 22 mm a seconda del tipo di materiale che viene utilizzato.

Dry Fix tiles consist of three elements: an internal core, which can be made of porcelain grès, marble, or natural granite; a PVC perimeter edge that is 0.8 to 1.2 mm thick, and available in various colours; a Silent or Magnetic underside covering. The thickness of the elements can vary from a minimum of 9.5 mm to a maximum of 22 mm, depending on the type of material that is used.

Die Fliesen Dry Fix bestehen aus den folgenden drei Elementen: ein Kern, der aus Feinsteinzeug, Marmor oder Naturgranit bestehen kann, ein 0,8 bis 1,2 mm starker Kantenumleimer aus PVC in diversen Farben sowie eine unterseitige Beschichtung vom Typ Silent oder Magnetic. Die Fliesenstärke kann je nach verwendetem Material von 9,5 mm bis maximal 22 mm reichen.

Les carreaux Dry Fix sont composés de trois éléments : un noyau interne, qui peut être en grès cérame, en marbre ou en granit naturel, un bord périmétral en PVC de 0,8 à 1,2 mm d'épaisseur disponible en différentes couleurs, et un revêtement inférieur de type Silent ou Magnetic. L'épaisseur des éléments peut varier entre un minimum de 9,5 mm et un maximum de 22 mm selon le type de matériau utilisé.




Magnetic: il supporto inferiore che attrae Dry Fix M può essere impiegato in tutti gli ambienti in cui è presente un piano di posa in metallo, come ad esempio pavimenti sopraelevati incapsulati sia di nuova costruzione sia da rinnovare. Le piastre autoposanti si aggrappano alla superficie di posa grazie alla forza del magnete stesso aumentandone la stabilità. Il rivestimento inferiore del sistema Dry Fix M è detto Magnetic ed è costituito da uno speciale magnete flessibile di plastoferrite di spessore 0.5 mm composto da una miscela in parte gommosa e in parte ferritica.

Magnetic: the underside support that attracts Dry Fix M can be used in every environment where there is a metal laying surface, such as encapsulated raised floors, be they newly built or to be renovated. The self-laying tiles cling to the laying surface and increase stability thanks to the strength of the magnet. The underside covering of the Dry Fix M system is known as Magnetic and it consists of a special 0.5 mm thick plasto ferrite flexible magnet made of a part-rubber and part-ferrite mixture.

Magnetic: die magnetische Trägerschicht Dry Fix M kann in allen Bereichen zum Einsatz kommen, in denen ein Verlegeuntergrund aus Metall vorhanden ist, bspw. auf einem neuen bzw. sanierten Doppelboden mit metallummantelten Doppelbodenplatten. Die selbstliegenden Platten haften magnetisch am Verlegeuntergrund an und sorgen somit für eine bessere Statik. Magnetic, die unterseitige Beschichtung des Systems Dry Fix M, besteht aus einem biegsamen Spezialmagneten aus kunststoffgebundenem Ferrit in der Stärke 0,5 mm.

Magnetic : le support inférieur doté de force d'attraction Dry Fix M peut être utilisé dans tous les environnements où existe un plan de pose métallique, comme les planchers surélevés encapsulés en neuf et en rénovation. Grâce à la force d'adhérence de l'aimant, les dalles prêtes à poser font corps avec la surface de pose, augmentant ainsi leur stabilité. Magnetic, le revêtement inférieur du système Dry Fix M, est constitué d'un aimant flexible spécial en plastoferrite de 0,5 mm d'épaisseur composé d'un mélange en partie caoutchouteux et en partie ferritique.



Silent: il supporto inferiore compatto e silenzioso. Il rivestimento inferiore del sistema Dry Fix S è detto Silent perché composto da una speciale gomma EPDM caricata con fibre minerali che gli conferiscono un elevato peso specifico (2.000 kg/m³) per un elevato abbattimento acustico ed effetto grip al fondo di appoggio.

Silent: the compact and quiet underside support. The underside covering of the Dry Fix S system is known as Silent because it is made of a special EPDM rubber loaded with mineral fibres that give it a high density (2.000 kg/m³) boosting the noise reduction and grip effect of the base.

Silent: die kompakte und schalldämmende Trägerschicht. Silent lautet der Name der unterseitigen Beschichtung des Systems Dry Fix S. Ihr Material, ein spezieller EPDM-Gummi, ist mit Mineralfasern verstärkt, die ihm eine hohe Dichte (2.000 kg/m³) verleihen, was für eine hohe Schalldämmung und eine ausgezeichnete Haftung am Untergrund sorgt.

Silent : le support inférieur compact et silencieux. Le revêtement inférieur du système Dry Fix S est appelé Silent car il se compose d'un caoutchouc EPDM spécial chargé de fibres minérales qui lui confèrent un poids spécifique élevé (2 000 kg/m³), permettant ainsi une forte réduction du bruit et un effet d'adhérence à la surface de pose.

Pavimento sopraelevato

Raised paving | Selbstliegende Bodenbeläge | Plancher surélevé

Il pavimento sopraelevato, chiamato anche pavimento flottante o pavimento galleggiante, è un sistema che innalza il piano di calpestio di un pavimento tradizionale incollato su soletta a una quota superiore rispetto al pavimento stesso in modo da creare, sotto la sua superficie, un plenum per l'alloggio di impianti tecnici di diversa natura: elettrici, idraulici, telematici e, non ultimi, per l'aria condizionata. Il sistema è caratterizzato da una perfetta modularità e intercambiabilità degli elementi. Questo consente di accedere in qualsiasi momento all'impiantistica alloggiata nel plenum in caso di manutenzione e sostituzione.

Raised access flooring is best described as a "secondary floor system", creating a service void below its surface which is suitable for housing an almost infinite range of building services and providing easy access for the building's maintenance and service teams. Electrical, water, gas and telecommunications distribution are regularly housed beneath the raised access floor system. It is also common for the floor void to be used as an air plenum within specialist controlled areas, including computer rooms and data centres.

Der Doppelboden ist eine Systembodenbauart, bei der die Trittebene eines herkömmlicherweise auf dem Estrich verklebten Bodenbelags aufgeständert wird, wodurch ein Hohlraum entsteht, in dem Installationen für Strom, Wasser, Kommunikation und Klima untergebracht werden können. Das System zeichnet sich durch einen modularen Aufbau und perfekt untereinander austauschbare Elemente aus. So sind die im Hohlraum verlegten Installationen jederzeit für Instandhaltungs- und Reparaturarbeiten zugänglich.

Le plancher surélevé, également appelé plancher flottant, est un système qui surélève la surface de piétement d'un plancher traditionnel collé sur une chape par rapport à ce plancher afin de créer, sous sa surface, un plénum, ou espace libre sous les dalles, pour y accueillir les équipements techniques de toutes sortes : électriques, hydrauliques, télématiques et de climatisation. Le système se caractérise par une parfaite modularité et une interchangeabilité des éléments. Ceci permet d'accéder à tout moment aux systèmes logés dans le plénum en cas de maintenance ou de remplacement.

I pannelli modulari

I pannelli sono costituiti da un'anima che può avere diversa composizione e che garantisce le principali prestazioni del pavimento sopraelevato. I pannelli si completano con il rivestimento superiore, che forma il piano di calpestio, il rivestimento inferiore, vale a dire la superficie rivolta al sottopavimento, e il bordo perimetrale, che garantisce maggiore completezza del modulo e comfort al pavimento, svolgendo anche il ruolo di 'fuga interstiziale'.

Modular panels


Access Flooring Panels are manufactured to exacting tolerances, with a choice of high density chipboard or calcium sulphate cores dependent upon the specific application and loading criteria. There is an almost infinite choice of surface finishes available to meet the most demanding of static loadings and aesthetic requirements.

Modulare Doppelbodenplatten

Die Doppelbodenplatten bestehen aus einem Kern, dessen Material unterschiedlich zusammengesetzt sein kann, und weisen die für einen Doppelboden verlangten Leistungsmerkmale auf. Die Doppelbodenplatten werden vervollständigt durch einen Oberbelag, der die Tritfläche bildet, durch eine unterseitige Beschichtung und durch einen Kantenumleimer, der das Modul optisch abrundet, den Begehkomfort des Doppelbodens erhöht sowie als Fuge dient.

Les panneaux modulaires

Les panneaux sont constitués d'un noyau dont la composition est variable et qui garantit les principales performances du plancher surélevé. Ils sont complétés par trois autres composants : le revêtement supérieur, qui forme la surface de piétement, le revêtement inférieur, c'est-à-dire la surface destinée au vide technique, et le bord périmétral, qui assure le parachèvement du module et le confort du sol, tenant également lieu de « joint interstitiel ».



Tipologia di anima

Solfato di calcio: monostrato ad alta densità, costituito da gesso e fibre di cellulosa, utilizzato in vari spessori (tra i più comuni: 28, 30, 32, 34, 36, 38 mm) e densità media di 1.500 kg/m³.

Type of core

Calcium sulphate: high-density single layer, made of gypsum and cellulose fibres, used in various thicknesses (the most common include: 28, 30, 32, 34, 36, 38 mm) and an average density of 1.500 kg/m³.

Plattenkern

Calciumsulfat: hochdichtes Einschichtmaterial, bestehend aus Gips und Zellulosefaser, in verschiedenen Stärken (gängigste Maße: 28, 30, 32, 34, 36 und 38 mm) und mit einer Dichte von durchschnittlich 1.500 kg/m³.

Typologie du noyau

Sulfate de calcium : monocouche haute densité, constituée de plâtre et de fibres de cellulose, utilisée en différentes épaisseurs (parmi les plus courantes : 28, 30, 32, 34, 36, 38 mm) et d'une densité moyenne de 1 500 kg/m³.

Pavimento sopraelevato

Raised paving | Selbstliegende Bodenbeläge | Plancher surélevé

Tipologie di struttura da interno | Structure types for indoor use | Unterkonstruktionen für den Innenbereich | Typologie de structure pour intérieur

SNF

La struttura SNF, con testa disegnata ad hoc per l'azienda, è la struttura che viene utilizzata più frequentemente per la posa del pavimento sopraelevato. È in acciaio zincato, con varie altezze per escursione da 35 a 1.025 mm. La testa stampata a freddo di spessore 2,6 mm con 4 razze per l'alloggiamento dei traversi, garantisce l'effetto snap-on, ovvero un perfetto aggancio a scatto dei traversi, impedendo movimenti di rotazione assiale degli stessi ed evitando quindi il generarsi di fastidiosi cigolii quando il sistema è soggetto a carichi. Per le altezze nominali da 42 a 92 mm e da 415 a 965 mm, il piedino è costituito da un tubo a sezione circolare, ovviamente diversi tra loro, in rapporto all'altezza. I traversi sono di tre tipologie: L, leggero con costa da 15/18 mm; M, medio con costa da 30 mm a sezione aperta con nervature d'irrigidimento; H, pesante a sezione chiusa con costa da 25 mm. Tutti i componenti della struttura SNF sono zincati a caldo con processo Sendzimir. La struttura è completata da guarnizioni in materiale plastico con funzione antirumbo e antiurto, interposte a contatto con il pannello.

SNF

SNF is the structure most frequently used for laying raised flooring designed appositely for Newfloor. The all-steel components are galvanised using the Sendzimir process. Hot Dip treatment eliminates the possibility of zinc whiskers occurring. Zinc Whiskers are a major concern within computer and control room environments and their contamination can result in catastrophic breakdowns in computer equipment and other sensitive electronic components. This new innovation excludes the use of hexavalent chrome, which is a major contributor to environmental pollution and can pose severe health risks. It offers a various heights ranging from 35 to 1.025 mm. The cold-pressed 2.6 mm thick head with 4 radials to house the stringers, guarantees a snap-on effect, preventing their axial rotation movement and therefore avoiding the production of annoying creaking noises when the system is subjected to loads. For nominal heights from 42 to 92 mm and from 415 to 965 mm, the tube of the base has a circular section. There are three types of stringers: L, light of height 15/18 mm open section; M, medium of height 30 mm open section; H, heavy, closed section of dim. 25x25 mm. The structure is completed with plastic gaskets placed in contact with the panel that have a sound-proofing and shock-proofing function.

SNF

Die Unterkonstruktion SNF mit einem speziell für den Hersteller gestalteten Kopf entspricht dem meistverwendeten Doppelbodensystem. Die Konstruktion aus verzinktem Stahl ist in verschiedenen Nennhöhen im Bereich von 35 mm bis 1.025 mm erhältlich. Der kaltegepresste Kopf (2,6 mm) mit Kreuzverbinder ermöglicht die Steckverbindung der Rasterstäbe und verhindert deren Axialverdrehung und damit die Entstehung lästiger Knarr- und Quietschgeräusche unter Belastung. Für Nennhöhen von 42 bis 92 mm und von 415 bis 965 mm besteht das Stelzlager aus einem Rundrohr, dessen Querschnitt der jeweiligen Höhe angemessen ist. Die Rasterstäbe sind in drei Ausführungen erhältlich: L, leicht mit Flankenbreite 15/18 mm; M, mittel mit Flankenbreite 30 mm, offener Querschnitt mit Verstärkungsrippen; H, schwer mit Flankenbreite 25 mm, geschlossener Querschnitt. Alle Komponenten der Unterkonstruktion sind bandverzinkt (Sendzimirverzinkung). Die Unterkonstruktion wird abgerundet durch Dichtungen aus Kunststoff mit schalldämmender und prellschützender Funktion, die unter die Doppelbodenplatte gelegt werden.

SNF

La structure SNF, à tête spécialement conçue pour l'entreprise, est celle le plus fréquemment utilisée pour la pose de planchers surélevés. Elle est fabriquée en acier galvanisé, avec différentes hauteurs comprises entre 35 et 1 025 mm. La tête de 2,6 mm d'épaisseur profilée à froid, dotée d'un boîtier à 4 branches pour traverses garantit un effet d'encliquetage parfait par emboîtement des traverses, empêchant ainsi un mouvement de rotation axiale et donc des grincements gênants lorsque le système est soumis à des charges. Pour les hauteurs nominales comprises entre 42 et 92 mm et 415 à 965 mm, le pied est constitué d'un tube à section circulaire, évidemment différent de l'autre, en rapport avec la hauteur. Les traverses sont de trois types : L, légère avec un chant de 15/18 mm, M, moyenne avec un chant de 30 mm à section ouverte et nervures de renforcement, H, lourde à section fermée et chant de 25 mm. Tous les composants de la structure SNF sont galvanisés à chaud selon le procédé Sendzimir. La structure est complétée par des joints en plastique avec fonction d'amortissement et fonction antichocs, intercalés en contact avec le panneau.



Tipologie di struttura da interno structure | Types for indoor use | Unterkonstruktionen für den Innenbereich | Typologie de structure pour intérieur

SDFE Extra

La struttura SDFE Extra è utilizzata in presenza di carichi particolarmente gravosi. Prevede l'impiego di colonnine con testa speciale disegnata per ospitare traversi tubolari zincati di sezione rettangolare chiusa 25x50 mm, passanti sopra la testa stessa e fissati ad essa con viti filettate, con regolazioni adatte a coprire un range dai 70 ai 1.000 mm.

SDFE Extra


It consists of special columns with a square tube cross-section designed to accommodate galvanised tubular stringers of 25x50 mm closed rectangular section, passing over the head of the column and fastened to it with threaded screws with adjustments range from 70 to 1.000 mm.

SDFE Extra

Die Unterkonstruktion SDFE Extra kommt bei besonders hohen Flächenlasten zum Einsatz. Die Stelzlager mit Spezialkopf sind für die Aufnahme von verzinkten Rasterstäben mit geschlossenem rechteckigen Querschnitt 25x50 mm vorgesehen, die über den Kopf laufen und an ihm verschraubt sind. Der Justierbereich beträgt 70 bis 1.000 mm.

SDFE Extra

La structure SDFE Extra est utilisée pour des charges particulièrement lourdes. Elle prévoit l'utilisation de colonnes à tête spéciale destinées à recevoir des traverses tubulaires galvanisées de section rectangulaire fermée de 25x50 mm, passant au-dessus de la tête elle-même et fixées à celle-ci par des vis filetées, avec des réglages adaptés pour couvrir une plage allant de 70 à 1 000 mm.



SOFT-LAY

L'elemento fonoassorbente sotto struttura. Soft-lay è la soluzione ideale per garantire il minimo impatto acustico di un pavimento sopraelevato, mantenendone invariate le caratteristiche tecniche.

SOFT-LAY

The soundproof element under the structure. Soft-lay is the ideal solution for guaranteeing the minimum acoustic impact of a raised floor, while maintaining its technical characteristics.

SOFT-LAY

Die Schalldämmunterlage Soft-lay bildet die ideale Lösung für den akustischen Komfort eines Doppelbodens bei gleichbleibend unveränderten Leistungsmerkmalen.

SOFT-LAY

L'élément insonorisant sous la structure. Soft-lay est la solution idéale pour garantir au plancher surélevé un impact acoustique minimal tout en conservant ses caractéristiques techniques.

Dati Tecnici

Technical Data / Technische Daten / Fiches Techniques

PAGINA / PAGE

Pezzi Speciali Special pieces / Formstücke / Pièces spéciales	384
Guida alla Lettura Reading Guide / Leseanleitung / Guide a la lecture	391
Note Tecniche 119,5x119,5 119,5x119,5 Technical Notes / Technische Hinweise 119,5x119,5 / Notes Techniques 119,5x119,5	392
Norme di Posa Installation instructions / Hinweise Für Die Verlegung / Pose	394
Norme di Manutenzione Cleaning / Hinweise Zur Pflege / Règles D'entretien	396
Gres Fine Porcellanato Porcelain Stoneware / Feinsteinzeug / Grès Cérame	398
Pasta Bianca White Body / Weißscherbig / Pâte Blanche	399
Certificazioni Certifications / Zertifizierungen / Certifications	400
Condizioni di Vendita General Terms and Conditions of Sale / Allgemeine Verkaufsbedingungen / Conditions Generales de Vente	404

Pezzi Speciali

Special pieces
Formstücke
Pièces spéciales

Battiscopa



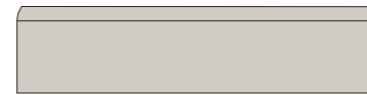
4,5x60
Evoluta, Glitch,
Ibla, Majestic Pure
Selection, Materia,
Opulence, Shades,
Suprema



8x45
Concrete




8x60
Ageless, Ardesia,
Bits&Pieces, Castlestone,
Concrete, Elegance,
Geostone, Heartstone,
Marmi Reali, Marmi Reali
Mat, Majestic, More,
Purestone, Quarzite,
Stone Focus, Uniquestone,
Urban, Venetian Marble



8x80
Bits&Pieces, Castlestone,
Concrete, Elegance,
Geostone, Marmi Reali,
Shades, Uniquestone, Urban




7x90
Bits&Pieces, Castlestone,
Cottage, Fleur de Bois,
Geostone

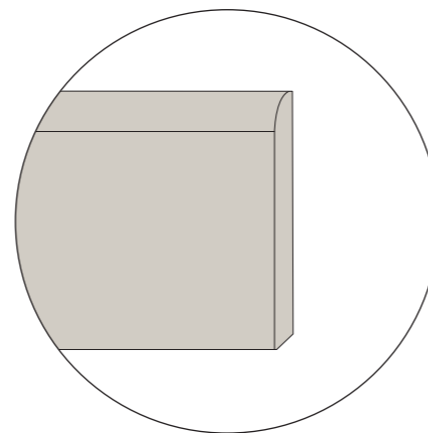


6,5x120
Bits&Pieces, Cottage,
Elegance, Fleur de Bois,
Uniquestone


6,5x119,5
Majestic, Shades



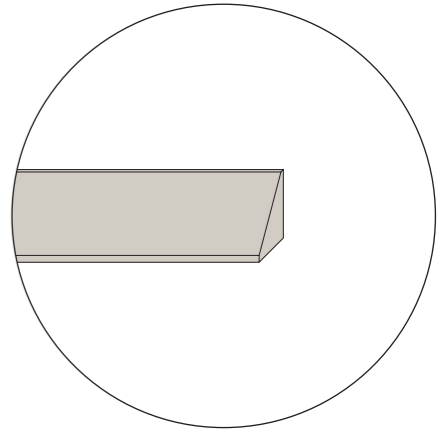
4,5x119,5
Soul




Bacchetta Jolly



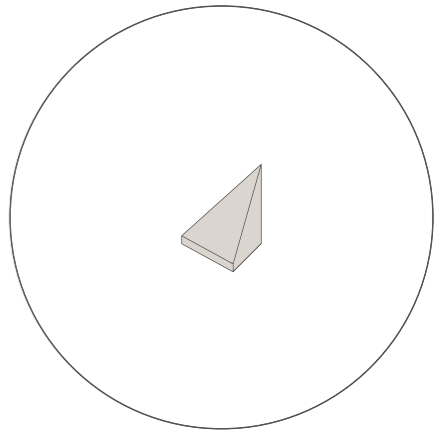
1,5x119,5
Evoluta, Glitch, Majestic Pure Selection,
Materia, Opulence



Unghia Jolly



1,5x1,5
Evoluta, Glitch, Majestic Pure Selection,
Materia, Opulence



Pezzi Speciali

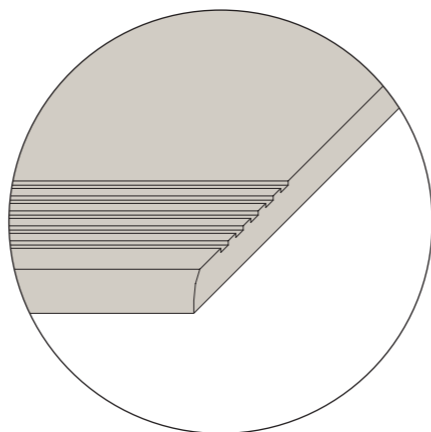
Special pieces
Formstücke
Pièces spéciales

Step

(becco civetta e fresature tecniche - bullnose edge with grooves)



30×60
Ageless, Ardesia, Bits&Pieces, Castlestone, Concrete, Geostone,
Heartstone, Marmi Reali Mat, More, Purestone, Quarzite, Stone Focus,
Venetian Marble

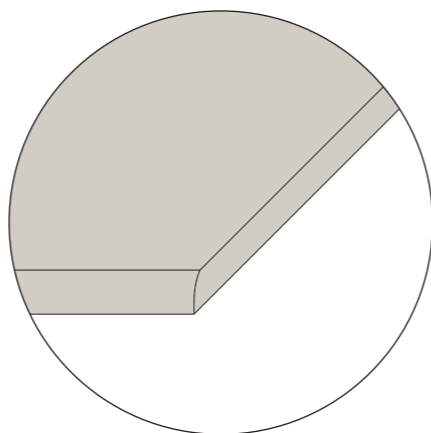


Step

(becco civetta tecnico - bullnose edge)



22,5×90
Cottage

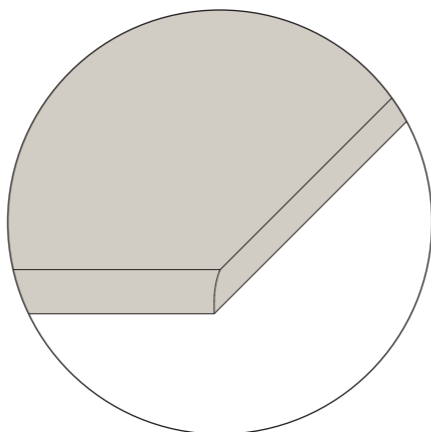


Step

(becco civetta digitale a caldo - hot digital bullnose edge)

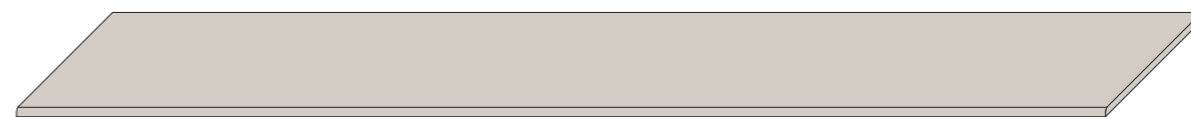


20×120
Fleur De Bois

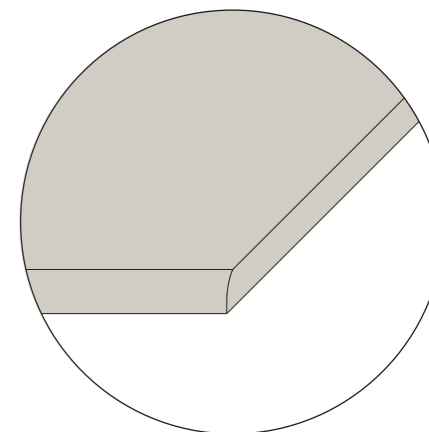


Step

(becco civetta tecnico - bullnose edge)

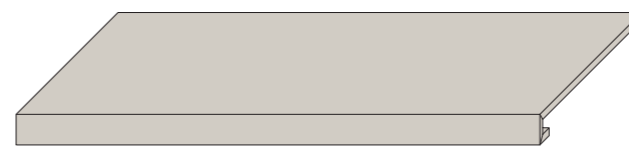


30×119,5
Shades

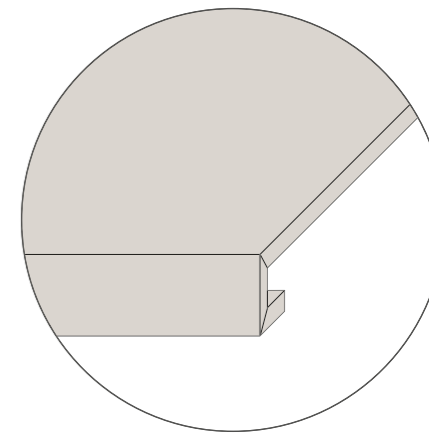


Gradino Costa Retta

(ottenuto per taglio e incollaggio - obtained by cutting and gluing)




33×60
Marmi Reali

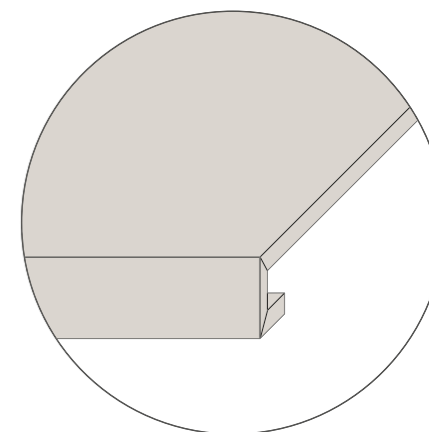


Gradino Costa Retta

(ottenuto per taglio e incollaggio - obtained by cutting and gluing)



33×119,5
Evoluta, Glitch, Ibla, Majestic, Majestic Pure Selection,
Materia, Opulence, Uniquestone



Pezzi Speciali 20mm

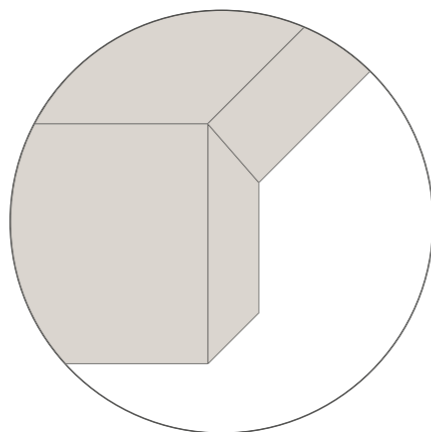
20mm special pieces
Formstücke 20mm
Pièces spéciales 20mm

Elemento L

(ottenuto per taglio e incollaggio - obtained by cutting and gluing)



30x60x5 Sp.20mm Concrete, Urban
30x90x5 Sp.20mm Castlestone, Materia

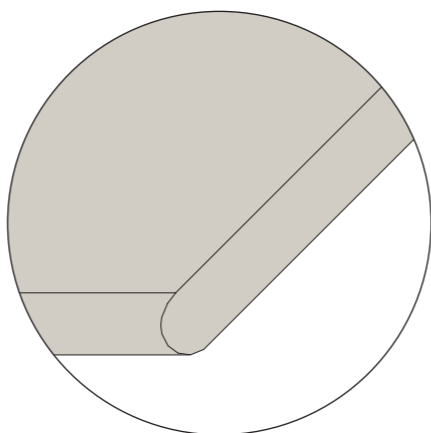


Gradone

(Toro tecnico - full bullnose edge)



30x60 Sp.20mm Concrete, Urban
33x90 Sp.20mm Materia
45x90 Sp.20mm Castlestone

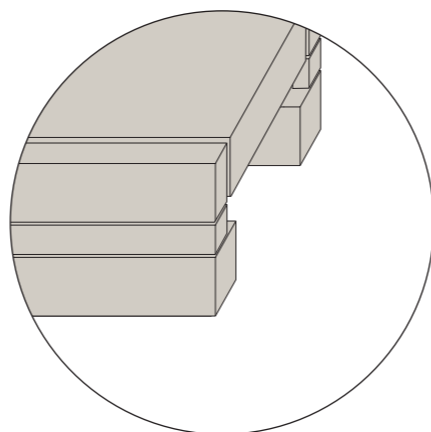


Griglia Scolo

(ottenuto per taglio e incollaggio - obtained by cutting and gluing)



18x60 Sp.20mm Concrete, Urban
18x90 Sp.20mm Castlestone, Materia

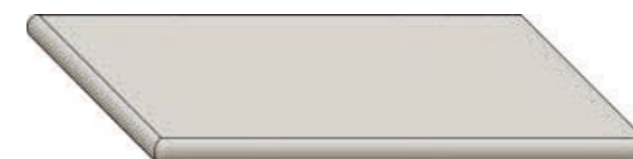


Pezzi Speciali 20mm su Richiesta

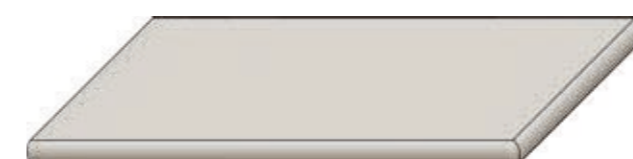
20mm special pieces upon request
Formstücke 20mm auf Anfrage
Pièces spéciales 20mm sur demande

Gradone Angolare

(toro tecnico - full bullnose edge)

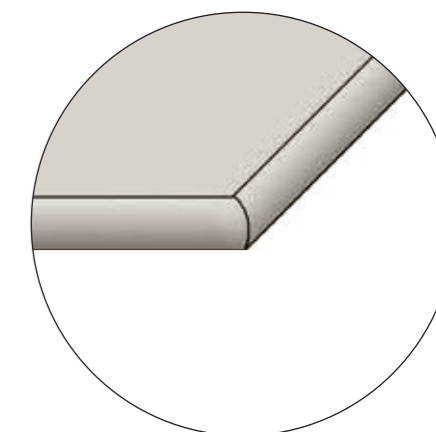


Angolo Sx



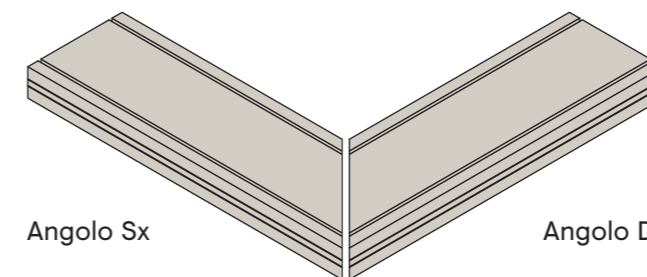
Angolo Dx

30x60 Sp.20mm Concrete, Urban
33x90 Sp.20mm Materia
45x90 Sp.20mm Castlestone



Griglia Scolo Angolare

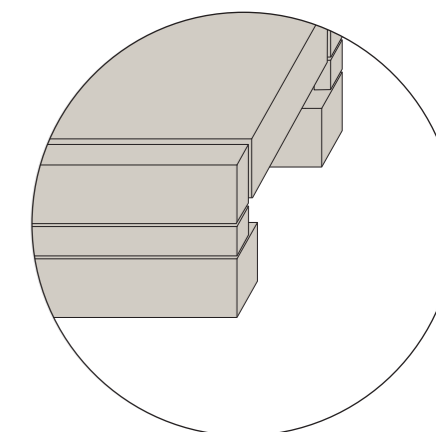
(ottenuto per taglio e incollaggio - obtained by cutting and gluing)



Angolo Sx

Angolo Dx

18x60 Sp.20mm Concrete, Urban
18x90 Sp.20mm Castlestone, Materia



Guida alla Lettura


Reading Guide
Leseanleitung
Guide à la lecture

 Spessore
Thickness
Stärke
Épaisseur

Variazione nelle sfumature di colore
Color shade variations
Variation der Farbnuancen
Variation des nuances de couleur


Certificazioni
Certifications
Prüfzeugnisse
Certifications

P Gres fine porcellanato
Porcelain Stoneware
Feinsteinzeug
Grès Cérame


 V1 Aspetto uniforme
Uniform appearance
Gleichförmiges aussehen
Aspect uniforme




PB Pasta Bianca
White Body
Weißscherbisig
Pâte Blanche

 V2 Variazione leggera
Slight variation
Leichte variation
Légère variation



 V3 Variazione moderata
Moderate variation
Mäßige variation
Variation modeste

Resistenza alla scivolosità
Skid resistance
Rutschfestigkeit
Resistance au glissement

 V4 Variazione casuale
Random variation
Zufällige variation
Variation fortuite

DIN 51130	DIN 51097	DCOF
R11	A+B+C	>0,42

Tutti i formati sono nominali.
Gli spessori riportati in questo catalogo sono nominali e possono variare a seconda dei formati e delle finiture.
I colori e le caratteristiche estetiche dei prodotti sono quanto più possibile vicini a quelli reali, nei limiti consentiti dai processi di stampa.

All sizes are nominal.
The thickness mentioned on this catalogue are nominal and can be different according to the sizes and the finishes.
The colours and appearance features of the products are as close as possible to reality, within the limitation of the printing process.

Die Formate sind Nennwerte.
Die in diesem Katalog angegebenen Fliesenstärke sind nominal und können, je nach Format oder Oberfläche, verschieden sein.
Die Farben und die ästhetischen Eigenschaften der Produkte entsprechen der Wirklichkeit, innerhalb den von dem Druckverfahren erlaubten Grenzen.

Tous les formats sont nominaux.
Les épaisseurs reportées sur ce catalogue sont nominales et peuvent varier suivant les formats et les finitions.
Les couleurs et les caractéristiques esthétiques sont fidèles aux couleurs et caractéristiques réelles dans les limites des procédés d'impression.

Все форматы являются номинальными.
Указанная в данном каталоге толщина является номинальной и может изменяться в зависимости от форматов и отделки.
Цвета и эстетические характеристики изделий максимально приближены к реальным, в рамках возможностей типографских процессов.

Note Tecniche 119,5x119,5

119,5x119,5 Technical Notes

Technische Hinweise 119,5x119,5

Notes Techniques 119,5x119,5

SUGGERIMENTI DI IMPIEGO

UN FORMATO VERSATILE CHE, GRAZIE ALLE CARATTERISTICHE TECNICHE DI ROBUSTEZZA, RESISTENZA A SBALZI TERMICI E FACILITÀ DI LAVORAZIONE, È IDEALE PER NUMEROSE DESTINAZIONI D'USO. IL GRANDE FORMATO PERMETTE DI RIVESTIRE LE SUPERFICI CON SEMPRE MENO FUGHE CREANDO UNA CONTINUITÀ VISIVA DELLA MATERIA: IL RISULTATO È UNO SPAZIO DOVE ARCHITETTI E INTERIOR DESIGNER POSSONO PROGETTARE SENZA RINUNCIARE ALLA BELLEZZA E QUALITÀ DEI MATERIALI.

POSA / MOVIMENTAZIONE DELLE LASTRE

DURANTE LE VERIFICHE PRELIMINARI SUL CANTIERE È OPPORTUNO ACCERTARE ANCHE LA POSSIBILITÀ DI MOVIMENTARE FACILMENTE LE LASTRE ALL'INTERNO DEI LOCALI DI POSA. TUTTI I FORMATI CHE SUPERANO I 100 CM SIA DI LUNGHEZZA CHE DI LARGHEZZA DEVONO ESSERE MANEGGIATI DA 2 POSATORI. PER UNA CORRETTA GESTIONE DELLE LASTRE, A PARTIRE DALLA FASE DI APERTURA DEGLI IMBALLI, È NECESSARIO AVVALERSI DI DISPOSITIVI IDONEI PER LA MOVIMENTAZIONE. PER LA MOVIMENTAZIONE MANUALE E LA SUCCESSIVA POSA IN OPERA DELLE LASTRE DI GRANDI DIMENSIONI, AL FINE DI GARANTIRE LA SICUREZZA PER GLI OPERATORI E L'INTEGRITÀ DEL MATERIALE, È VIVAMENTE CONSIGLIATO L'UTILIZZO DI BARRE DI MOVIMENTAZIONE CON VENTOSE.

GLI APPOSITI CARRELLI DI MOVIMENTAZIONE SONO IDEALI SUL CANTIERE COME “MAGAZZINO” PER UNA O PIÙ LASTRE, OLTRE CHE PER EFFETTUARE IN TOTALE SICUREZZA L'OPERAZIONE DI SPALMATURA DELL'ADESIVO SUL RETRO DELLA LASTRA.

TAGLIO DELLE LASTRE

È OPPORTUNO EFFETTUARE LE OPERAZIONI DI TAGLIO SU UNA SUPERFICIE PIANA, STABILE E PLANARE. È CONSIGLIATO L'UTILIZZO DI GUIDE DA TAGLIO PROFESSIONALI CON CARRELLO INCISORE. UNA VOLTA RIMOSSA LA LASTRA DALL'IMBALLO E POSIZIONATA SUL PIANO DI LAVORO SEGNARE ALLE DUE ESTREMITÀ LA DIMENSIONE DA ASPORTARE. POSIZIONARE E BLOCCARE LA GUIDA DI TAGLIO, TENENDO CONTO DELLA DISTANZA DEL DISCO DI TAGLIO. INCIDERE LE ESTREMITÀ DELLA LASTRA PER CIRCA 5 CM SPINGENDO IL CARRELLO DI INCISIONE DALL'INTERNO VERSO L'ESTERNO. PROCEDERE POI CON L'INCISIONE DELLA LASTRA AVENDO CURA DI ESERCITARE UNA PRESSIONE ED UN AVANZAMENTO DEL CARRELLO COSTANTI PER TUTTA LA LUNGHEZZA DEL TAGLIO. TRASLARE LA LASTRA IN MODO DA PORTARE LA LINEA DI INCISIONE AL DI FUORI DEL PIANO DI LAVORO DI CIRCA 5/10 CM. RIMUOVERE LA GUIDA DI INCISIONE ED INIZIARE L'OPERAZIONE DI TRONCATURA POSIZIONANDO L'APPOSITA PINZA IN CORRISPONDENZA DELLA LINEA INCISA; ESERCITARE UNA PRESSIONE LEGGERA E PROGRESSIVA VERSO IL BASSO. QUEST'OPERAZIONE RISULTERÀ MOLTO SEMPLICE IN QUANTO I PRODOTTI SONO PRIVI DI TENSIONATURE E PER QUESTO FACILMENTE LAVORABILI. A QUESTO PUNTO SI PUÒ PROCEDERE CON LA FINITURA, CHE DOVRÀ ESSERE EFFETTUATA UTILIZZANDO GLI APPOSITI TAMPONI DIAMANTATI O IN ALTERNATIVA MEDIANTE DISCHI RESINOSI ABRASIVI.

TAGLI A L / SCASSI / FORI RETTANGOLARI

TRACCIARE LA PORZIONE DA ASPORTARE SULLA LASTRA ED ESEGUIRE SUCCESSIVAMENTE, IN CORRISPONDENZA DEL PUNTO DI UNIONE DELLE LINEE, FORI DI DIAMETRO 6/8 CON FORETTI DIAMANTATI A UMIDO. CONGIUNGERE POI I FORI MEDIANTE UNA SMERIGLIATRICE ANGOLARE EQUIPAGGIATA CON DISCO DIAMANTATO (DIAMETRO MAX. 125 MM).

INCOLLAGGIO

È NECESSARIO UTILIZZARE LA TECNICA A DOPPIA SPALMATURA, OVVERO IL COLLANTE DEV'ESSERE APPLICATO SIA SUL FONDO DI POSA CHE SUL RETRO DELLA PIASTRELLA. È CONSIGLIATO UTILIZZARE UN ADESIVO A BASE CEMENTIZIA A LETTO PIENO DI CLASSE C2F S1/S2. BISOGNA ASSICURARSI CHE LA SUPERFICIE DA RIVESTIRE SIA CONSISTENTE, PLANARE, NON UNTA E PRIVA DI POLVERE. ELIMINARE LE POLVERI CHE POTREBBERO TROVARSI A CONTATTO DELLE LASTRE. CON L'UTILIZZO DI UNA SPATOLA A DENTI INCLINATI CON DENTE MINIMO DI 8 MM, STENDERE IL COLLANTE SULLA SUPERFICIE DA RIVESTIRE CON MOVIMENTI LINEARI E MAI CIRCOLARI. SUL RETRO DELLA LASTRA INVECE STENDERE IL COLLANTE UTILIZZANDO UNA SPATOLA DENTATA MAI INFERIORE A 5 MM (TENENDO CONTO CHE LA SOMMA DELLE SPATOLE UTILIZZANTE PER SOTTOFONDO E LASTRA DEV'ESSERE COMPRESA TRA I 13 E 14 MM). PER UNA CORRETTA POSA DI MAXI&THIN È RACCOMANDATO FAR DEFLUIRE, PER VIBRAZIONE, LE BOLLE D'ARIA CHE POSSONO CREARSI FRA LA PIASTRELLA E L'ADESIVO FINO A OTTENERE IL “LETTO PIENO” DI COLLANTE. PER QUESTA FASE È CONSIGLIABILE UTILIZZARE UN BATTITORE MANUALE IN GOMMA OPPURE UTILIZZARE I DISPOSITIVI ELETTRICI BATTI-PIASTRELLE. LO STRATO ADESIVO DEV'ESSERE ALMENO DI 4 MM QUINDI È PREFERIBILE UTILIZZARE DEI DISTANZIALI LIVELLANTI PER EVITARE DELLE INTERRUZIONI NELLA MASSA ADESIVA. IN RELAZIONE ALLA POSIZIONE DEI GIUNTI DI DILATAZIONE, LA FUGA MINIMA CONSIGLIATA È DI 2 MM. NEL CASO DI PAVIMENTI E PARETI A CONTATTO, DA POSARE ENTRAMBI CON LASTRE CERAMICHE, È FONDAMENTALE MANTENERE LA LARGHEZZA MINIMA DI 2 MM PER UN RISULTATO DURATURO NEL TEMPO. È POSSIBILE EVENTUALMENTE REALIZZARE FUGHE INFERIORI A RIVESTIMENTO DOPO OPPORTUNE VERIFICHE TECNICHE DA EFFETTUARSI SUL CANTIERE. È NECESSARIO RIEMPIRE LE FUGHE PER ALMENO I 2/3 DELLO SPESSORE CON L'APPOSITO SIGILLANTE. PRESTARE ATTENZIONE ALL'EVENTUALE PRESENZA DI RESIDUI DI ADESIVO ALL'INTERNO DELLE FUGHE.

SUGGESTIONS FOR USE

A VERSATILE SIZE WHICH, THANKS TO ITS TECHNICAL FEATURES – STURDINESS, RESISTANCE TO HEAT FLUCTUATIONS AND EASY WORKABILITY – IS IDEAL FOR A WHOLE RANGE OF DIFFERENT USES. THE LARGE SIZE PERMITS COVERING SURFACES WITH INCREASINGLY FEWER JOINTS, THUS CREATING A VISUAL CONTINUITY OF THE MATERIAL: THE RESULT IS A SPACE WHERE ARCHITECTS AND INTERIOR DESIGNERS CAN GET TO WORK WITHOUT GIVING UP THE BEAUTY AND QUALITY OF THE MATERIALS.

INSTALLATION / SHEET HANDLING

DURING PRELIMINARY INSPECTIONS ON THE WORK SITE, IT IS ALSO BEST TO DETERMINE THE POSSIBILITY OF EASILY MOVING THE SHEETS INSIDE THE INSTALLATION PREMISES. ALL SIZES EXCEEDING 100 CM IN LENGTH OR WIDTH MUST BE HANDLED BY TWO INSTALLERS. FOR CORRECT SHEET MANAGEMENT, STARTING FROM PACKAGE OPENING, SUITABLE HANDLING DEVICES MUST BE USED. FOR MANUAL MOVEMENT AND SUBSEQUENT INSTALLATION OF LARGE SHEETS, TO ENSURE OPERATOR SAFETY AND MATERIAL INTEGRITY, THE USE IS STRONGLY ADVISABLE OF HANDLING BARS FEATURING SUCTION-CUPS. SPECIFIC HANDLING CARRIAGES ARE IDEAL ON THE WORKSITE AS “MAGAZINES” FOR ONE OF MORE SHEETS, AS WELL AS FOR SPREADING THE ADHESIVE ON THE REAR OF THE SHEETS IN TOTAL SAFETY.

SHEET CUTTING

CUTTING OPERATIONS ARE BEST PERFORMED ON A FLAT AND STABLE SURFACE. THE USE IS RECOMMENDED OF PROFESSIONAL CUTTING GUIDES WITH SCORING UNIT. ONCE THE SHEET HAS BEEN REMOVED FROM THE PACKAGING AND POSITIONED ON THE WORKTOP, THE PART TO BE REMOVED MUST BE MARKED AT THE TWO ENDS. POSITION AND BLOCK THE CUTTING GUIDE, TAKING INTO ACCOUNT THE DISTANCE OF THE CUTTING DISC. SCORE THE ENDS OF THE SHEET BY ABOUT 5 CM, PUSHING THE SCORING UNIT FROM INSIDE TOWARDS THE OUTSIDE. THEN PROCEED TO SCORE THE SHEET, BEING CAREFUL TO APPLY A PRESSURE AND A FORWARD MOVEMENT OF THE UNIT WHICH IS CONSTANT ALONG THE ENTIRE LENGTH OF THE CUT. MOVE THE SHEET SO AS TO BRING THE SCORE LINE OUTSIDE THE WORKTOP BY ABOUT 5/10 CM. REMOVE THE SCORING GUIDE AND START THE CUTTING-OFF OPERATION, POSITIONING THE SPECIFIC GRIPPER ON THE SCORE LINE; APPLY A SLIGHT AND GRADUAL PRESSURE DOWNWARDS. THIS OPERATION WILL PROVE TO BE VERY SIMPLE BECAUSE THE PRODUCTS ARE WITHOUT TENSIONING AND ARE THEREFORE EASY TO WORK. AT THIS POINT, FINISHING OPERATIONS CAN BEGIN USING DIAMOND HAND PADS OR, ALTERNATIVELY, ABRASIVE RESIN DISCS.

L CUTS / SLOTS / RECTANGULAR HOLES

MARK THE PORTION TO BE REMOVED ON THE SHEET AND, AFTERWARDS, AT THE LINE JOINING POINT, MAKE 6/8 DIAMETER HOLES USING WET DIAMOND CORE BITS. SUBSEQUENTLY JOINT THE HOLES USING AN ANGLE GRINDER FEATURING A DIAMOND DISC (MAX DIAMETER 125 MM).

GLUING

THE DOUBLE APPLICATION METHOD MUST BE USED, MEANING THE ADHESIVE MUST BE APPLIED BOTH ON THE INSTALLATION SURFACE AND ON THE BACK OF THE TILE. IT IS BEST TO USE A FULL-SPREAD CEMENT BASE ADHESIVE IN CLASS C2F S1/S2. MAKE SURE THE SURFACE TO BE COVERED IS CONSISTENT, FLAT, NOT GREASY AND DEVOID OF DUST. ELIMINATE ANY DUST THAT COULD COME INTO CONTACT WITH THE SHEETS. USING AN INCLINED-TOOTH SPATULA WITH MIN. 8 MM TOOTH, SPREAD THE ADHESIVE ON THE SURFACE TO BE COVERED WITH LINEAR, AND NEVER CIRCULAR MOVEMENTS. ON THE BACK OF THE SHEET INSTEAD, SPREAD THE ADHESIVE USING A TOOTHED SPATULA NEVER BELOW 5 MM (TAKING INTO ACCOUNT THAT THE SUM OF THE SPATULAS USED FOR SUBSTRATE AND SHEET MUST BE BETWEEN 13 AND 14 MM). TO CORRECTLY INSTALL MAXI&THIN, MAKE SURE THE AIR BUBBLES WHICH COULD FORM BETWEEN THE TILE AND THE ADHESIVE ARE REMOVED BY VIBRATION, UNTIL A “FULL SPREAD” OF ADHESIVE IS OBTAINED. AT THIS POINT, IT IS BEST TO USE A MANUAL RUBBER BEATER OR POWER TILE-BEATING DEVICES. THE ADHESIVE LAYER MUST BE AT LEAST 4 MM THICK AND CONSEQUENTLY LEVELLING SPACERS ARE BEST USED TO AVOID INTERRUPTIONS IN THE ADHESIVE MASS. AS REGARDS THE POSITION OF THE EXPANSION JOINTS, THE MINIMUM SUGGESTED JOINT IS 2 MM. IN THE CASE OF FLOORS AND WALLS IN CONTACT, TO INSTALL BOTH CERAMIC SHEETS AND ENSURE A LONG-LASTING RESULT, IT IS CRUCIAL TO MAINTAIN A MINIMUM WIDTH OF 2 MM. SMALLER JOINTS MAY BE MADE ON WALLS AFTER CARRYING OUT SPECIFIC TECHNICAL TESTS ON THE WORKSITE. AT LEAST 2/3 OF JOINT THICKNESS MUST BE FILLED WITH SPECIFIC SEALANT. MIND THERE IS NO ADHESIVE RESIDUE INSIDE THE JOINTS.

ANWENDUNGSDIEEN

EIN VIELSEITIGES FORMAT, DAS DANK TECHNISCHER MERKMALE WIE FESTIGKEIT, TEMPERATURWECHSELBESTÄNDIGKEIT UND EINFACHE VERARBEITUNG FÜR ZAHLREICHE EINSATZBEREICHE IDEAL IST. DAS GROSSFORMAT ERLAUBT DIE VERKLEIDUNG UND ANSCHLIESSENDE BEWEGUNGSMITTEL ZU VERWENDEN. FÜR DIE MANUELLE BEWEGUNG UND DIE ANSCHLIESSENDE VERLEGUNG DER GROSSEN PLATTEN EMPFIEHLT SICH DRINGEND, ZUR GEWÄHRLEISTUNG DER SICHERHEIT DES PERSONALS UND DER UNVERSEHRTHEIT DES MATERIALS STANGEN MIT SAUGKÖPFEN ZU VERWENDEN. SPEZIELLE ROLLWAGEN SIND AUF DER BAUSTELLE IDEAL ALS „MAGAZIN“ FÜR EINE ODER MEHRERE PLATTEN, UND SIE ERLAUBEN AUCH, DEN KLEBER IN VÖLLIGER SICHERHEIT AUF DIE PLATTENRÜCKSEITE AUFZUTRAGEN.

VERLEGUNG/BEWEGUNG DER PLATTEN

WÄHREND DER VORAB-PRÜFUNGEN AUF DER BAUSTELLE IST AUCH SICHERZUSTELLEN, DASS DIE PLATTEN IN DEN VERLEGERÄUMEN PROBLEMLOS BEWEGT WERDEN KÖNNEN. ALLE FORMATE ÜBER 100 CM LÄNGE BZW. BREITE MÜSSEN VON 2 FLIESENLEGERN BEWEGT WERDEN. FÜR EIN KORREKTES HANDLING DER PLATTEN, ANGEFANGEN MIT DEM AUSPACKEN, SIND GEEIGNETE BEWEGUNGSMITTEL ZU VERWENDEN. FÜR DIE MANUELLE BEWEGUNG UND DIE ANSCHLIESSENDE VERLEGUNG DER GROSSEN PLATTEN EMPFIEHLT SICH DRINGEND, ZUR GEWÄHRLEISTUNG DER SICHERHEIT DES PERSONALS UND DER UNVERSEHRTHEIT DES MATERIALS STANGEN MIT SAUGKÖPFEN ZU VERWENDEN. SPEZIELLE ROLLWAGEN SIND AUF DER BAUSTELLE IDEAL ALS „MAGAZIN“ FÜR EINE ODER MEHRERE PLATTEN, UND SIE ERLAUBEN AUCH, DEN KLEBER IN VÖLLIGER SICHERHEIT AUF DIE PLATTENRÜCKSEITE AUFZUTRAGEN.

SCHNEIDEN DER PLATTEN

DER SCHNITT SOLLTE AUF EINER STABILEN UND EBENEN FLÄCHE ERFOLGEN. WIR EMPFEHLEN DIE VERWENDUNG PROFESSIONELLER FÜHRUNGSSCHIENEN MIT RITZSCHLITTEN. NACH DEM AUSPACKEN DER PLATTE UND IHRER POSITIONIERUNG AUF DER ARBEITSFLÄCHE IST DAS ABZUSCHNEIDENDE STÜCK AN DEN BEIDEN ENDEN ZU MARKIEREN. DIE FÜHRUNGSSCHIE NE POSITIONIEREN UND BLOCKIEREN; DABEI DEN ABSTAND DER TRENNSCHEIBE BERÜCKSICHTIGEN. DIE PLATTENENDEN ETWA 5 CM LANG EINRITZEN UND DEN RITZSCHLITTEN DABEI VON INNEN NACH AUSSEN SCHIEBEN. ANSCHLIESSEND DIE PLATTE WEITER EINRITZEN UND DABEI DARAUF ACHTEN, DEN RITZSCHLITTEN ÜBER DIE GESAMTE SCHNITTLÄNGE KONSTANT ANZUDRÜCKEN UND VORZUSCHIEBEN. DIE PLATTE SO VERSCHIEBEN, DASS DIE RITZLINIE SICH UM CIRCA 5-10 CM AUSSERHALB DER ARBEITSFLÄCHE BEFINDET. FÜHRUNGSSCHIE NE ENTFERNEN UND MIT DEM ABTRENNEN BEGINNEN, INDEM DIE ZANGE AN DER RITZLINIE ANGESETZT WIRD; LEICHTEN UND ZUNEHMENDEN DRUCK NACH UNTEN AUSÜBEN. DIESER VORGANG IST SEHR EINFACH, DA DIE FRAGMENTS-PLATTEN SPANNUNGSFREI SIND UND SICH DAHER LEICHT BEARBEITEN LASSEN. NUN KANN DAS SCHLEIFEN BEGINNEN, WOZU ENTSPRECHENDE DIAMANT-SCHLEIFKISSEN ODER GEHARZTE SCHLEIFSCHEIBEN ZU VERWENDEN SIND.

L-SCHNITTE / AUSSCHNITTE/RECHTECKIGE BOHRUNGEN

DEN ZU ENTFERNENEN TEIL AUF DER PLATTE ANREISSEN UND ANSCHLIESSEND AM SCHNITTPUNKT DER LINIEN MIT DER DIAMANTSTICHSÄGE BOHRUNGEN MIT DURCHMESSER 6/8 NASS AUSFÜHREN. DIE BOHRUNGEN NUN MIT EINEM WINKELSCHLEIFER MIT DIAMANTSCHLEIFSCHEIBE (MAX. DURCHMESSER 125 MM) VERBINDEN.

VERKLEBEN

ERFOLGT BEIDSEITIG, DAS HEISST DER KLEBER MUSS SOWOHL AUF DEM VERLEGEUNTERGRUND ALS AUCH AUF DER PLATTENRÜCKSEITE AUFGETRAGEN WERDEN. ES EMPFIEHLT SICH ZEMENTKLEBER DER KLASSE C2F S1/S2, DER BLASENFREI AUFGETRAGEN WIRD. ES IST SICHERZUSTELLEN, DASS DIE ZU VERFLIESENDE OBERFLÄCHE FEST UND EBEN, FETT- UND STAUBFREI IST. EVENTUELLEN STAUB VON DEN PLATTEN BESEITIGEN. DEN KLEBER MIT EINER ZAHNSPACHTEL MIT SCHRÄGZAHNUNG VON MINDESTENS 8 MM MIT GERADLINIGEN UND NIEMALS KREISFÖRMIGEN BEWEGUNGEN AUF DIE ZU VERKLEIDENDE OBERFLÄCHE AUFTRAGEN. AUF DER PLATTENRÜCKSEITE WIRD DER KLEBER DAGEGEN MIT EINER ZAHNSPACHTEL VON MINDESTENS 5 MM AUFGETRAGEN (ES IST ZU BEACHTEN, DASS DIE SUMME DER FÜR UNTERGRUND UND PLATTE VERWENDETEN SPACHTELZÄHNE ZWISCHEN 13 UND 14 MM LIEGEN MUSS). FÜR EINE KORREKTE VERLEGUNG VON MAXI&THIN SIND DURCH RÜTTELN DIE LUFTBLASEN, DIE ZWISCHEN FLIESE UND KLEBER ENTSTEHEN KÖNNEN, ZU BESEITIGEN, BIS EIN KOMPAKTES, BLASENFREIES KLEBERBETT ENTSTeht. IN DIESER PHASE SOLLTEN EIN MANUELLER GUMMIKLOPFER ODER ELEKTRISCHE FLIESENKLOPFER VERWENDET WERDEN. DIE KLEBERSCHICHT MUSS WENIGSTENS 4 MM DICK SEIN; DESHALB SOLLTEN NIVELLIER-DISTANZSTÜCKE VERWENDET WERDEN, DAMIT KEINE UNTERBRECHUNGEN IN DER KLEBERMASSE ENTSTEHEN. DEHNUNGSFUGEN SOLLTEN MINDESTENS 2 MM BREIT SEIN. WERDEN WAND UND BODEN ANEINANDERNSTOSSEND VERFLIEST, SO IST FÜR EIN DAUERHAFTES ERGEBNIS EINE FUGENBREITE VON MINDESTENS 2 MM UNERLÄSSLICH. ES IST GÖMLICH, NACH ENTSPRECHENDEN TECHNISCHEN PRÜFUNGEN VOR ORT AN DER WAND EVENTUELL SCHMALER ZU VERFUGEN. DIE FUGEN SIND ZU WENIGSTENS 2/3 DER FLIESENSTÄRKE MIT DER ENTSPRECHENDEN FUGENMASSE ZU FÜLLEN. ES IST AUF EVENTUELLE KLEBERRÜCKSTÄNDE IN DEN FUGEN ZU ACHTEN.

CONSEILS D’UTILISATION

GRACE A SES CARACTERISTIQUES TECHNIQUES DE ROBUSTESSE, RESISTANCE AUX ECARTS THERMIQUES ET FACILITE DE PREPARATION, CE FORMAT POLYVALENT EST L'IDEAL POUR DE NOMBREUSES APPLICATIONS.SA TAILLE PERMET DE REVETIR LES SURFACES EN CONFECTIONNANT MOINS DE JOINTS, D'OU LA PERCEPTION VISUELLE D'UNE CONTINUITE DE LA MATIERE. LE RESULTAT EST PARTICULIEREMENT APPRECIABLE : UN ESPACE OUVERT A LA CONCEPTION DES ARCHITECTES D'INTERIEUR ET DES DESIGNERS QUI NE DOIVENT RENONCER NI A LA BEAUTE NI A LA QUALITE DES MATERIAUX.

POSE / MANUTENTION DES DALLES

LORS DES VERIFICATIONS PRELIMINAIRES SUR LE CHANTIER VEILLER A ASSURER AUSSI LA FACILITE DE DEPLACEMENT DES DALLES A L'INTERIEUR DES LIEUX DE POSE. POUR QUE LA MANUTENTION DES DALLES SOIT EFFECTUEE CORRECTEMENT, TOUS LES FORMATS DEPASSANT 100 CM, AUSSI BIEN EN LONGUEUR QU'EN LARGEUR, DOIVENT ETRE DEPLACES PAR 2 POSEURS. DES LA PHASE D'OUVERTURE DES EMBALLAGES, UTILISER DES APPAREILS DE MANUTENTION APPROPRIES. LORS DU DEPLACEMENT MANUEL ET DE LA MISE EN ŒUVRE DES DALLES DE GRANDES DIMENSIONS, AFIN DE GARANTIR LA SECURITE DES OUVRIERS ET LE BON ETAT DU MATERIAU, IL EST VIVEMENT CONSEILLE D'UTILISER DES BARRES DE MANUTENTION A VENTOUSES. LES CHARIOTS DE MANUTENTION UTILISES SUR LE CHANTIER PEUVENT SERVIR DE “MAGASIN” POUR UNE OU PLUSIEURS DALLES ET PERMETTENT EN TOUTE SECURITE D'ETALER LA COLLE SUR L'ENVERS DE LA DALLE.

COUPE DES DALLES

CETTE OPERATION DOIT ETRE EFFECTUEE SUR UNE SURFACE PLANE, STABILE ET CONSISTANTE. IL EST CONSEILLE D'UTILISER DES GUIDES DE DECOUPEGE PROFESSIONNELS A CHARIOT INCISEUR. UNE FOIS QUE LA DALLE EST SORTIE DE SON EMBALLAGE ET QU'ELLE EST POSITIONNEE SUR LE PLAN DE TRAVAIL, MARQUER AUX DEUX EXTREMITES LA COTE A ENLEVER. POSITIONNNER ET BLOQUER LE GUIDE DE DECOUPEGE EN TENANT COMPTE DE LA DISTANCE DU DISQUE DE COUPE. DECOUPER LES EXTREMITES DE LA DALLE SUR ENVIRON 5 CM EN POUSSANT LE CHARIOT D'INCISION DE L'INTERIEUR VERS L'EXTERIEUR. PASSER ENSUITE AU DECOUPEGE DE LA DALLE EN VEILLANT BIEN A EXERCER UNE PRESSION ET UN AVANCEMENT CONSTANTS DU CHARIOT SUR TOUTE LA LONGUEUR DE LA COUPE. DEPLACER LA DALLE DE MANIERE A PORTER LA LIGNE DE COUPE EN DEHORS DU PLAN DE TRAVAIL D'ENVIRON 5/10 CM. ENLEVER LE GUIDE-COUCPE ET COMMENCER L'OPERATION DE TRONCONNAGE EN POSITIONNANT LA PINCE SPECIALE AU NIVEAU DE LA LIGNE D'INCISION. EXERCER UNE PRESSION LEGERE ET PROGRESSIVE VERS LE BAS. CETTE OPERATION SERA TRES SIMPLE PARCE QUE LES PRODUITS FRAGMENTS NE PRESENTENT PAS DE TENSIONS ET QU'ILS SONT DE CE FAIT FACILES A TRAVAILLER. PROCEDER ALORS A LA FINITION QUI DEVRA ETRE EFFECTUEE EN UTILISANT LES TAMPONS DIAMANTES SPECIAUX OU, A LEUR PLACE, DES DISQUES ABRASIFS RESINEUX.

DECOUPES EN L/ EN PROFONDEUR /TROUS RECTANGULAIRES

MARQUER LA PARTIE A ENLEVER SUR LA DALLE ET EFFECTUER ENSUITE, AU NIVEAU DU POINT DE JONCTION DES LIGNES, DES TROUS DE 6/8 CM DE DIAMETRE A L'AIDE DE FORETS DIAMANTES, EN HUMIDE. REUNIR ENSUITE LES TROUS AVEC UNE PONCEUSE D'ANGLE EQUIPEE D'UN DISQUE DIAMANTE (DIAMETRE MAX. 125 MM)

ENCOLLAGE

UTILISER LA TECHNIQUE DU DOUBLE ENCOLLAGE C'EST-A-DIRE QUE LA COLLE DOIT ETRE APPLIQUEE A LA FOIS SUR LE FOND DE POSE ET SUR L'ENVERS DU CARREAU. IL EST CONSEILLE D'UTILISER UNE COLLE A BASE DE CIMENT A LIT PLEIN, CLASSE C2F S1/S2. S'ASSURER QUE LA SURFACE A RECOUVRIR EST BIEN CONSISTANTE, PLANE, SANS TRACE DE GRAISSE NI DE POUSSIERE. ELIMINER LA POUSSIERE QUI POURRAIT SE TROUVER A LA SURFACE DES CARREAUX. AVEC UNE SPATULE CRANTEE A DENTS INCLINEES D'AU MOINS 8 MM, ETALER LA COLLE SUR LA SURFACE DE REVETEMENT EN EFFECTUANT DES MOUVEMENTS LINEAIRES, JAMAIS CIRCUAIRES. PAR CONTRE, SUR LE DOS DU CARREAU, ETALER LA COLLE EN UTILISANT UNE SPATULE CRANTEE DONT LES DENTS SONT AU MOINS DE 5 MM (NE PAS OUBLIER QUE LA SOMME DES SPATULES UTILISEES POUR LA SOUS-COUCHE ET LA DALLE DOIT ETRE COMPRISE ENTRE 13 ET 14 MM). POUR REALISER CORRECTEMENT LA POSE DE MAXI&THIN IL EST RECOMMANDE DE CHASSER, PAR VIBRATION, LES BULLES D'AIR SUSCEPTIBLES DE SE FORMER ENTRE LE CARREAU ET LA COLLE DE MANIERE A OBTENIR UNE COUCHE DE COLLE “PLEINE”. POUR CETTE PHASE IL EST CONSEILLE D'UTILISER UN BATTEUR MANUEL EN CAOUTCHOUC OU ENCORE LES DISPOSITIFS ELECTRIQUES DE DAMAGE DES CARREAUX. LA COUCHE DE COLLE DOIT ETRE AU MOINS DE 4 MM. IL EST DONC PREFERABLE D'UTILISER DES ENTRETOISES DE NIVELLEMENT POUR EVITER TOUTE INTERRUPTION DANS LA MASSE COLLANTE. POUR CE QUI EST DE LA POSITION DES JOINTS DE DILATATION, LE JOINT MINIMUM CONSEILLE EST DE 2 MM. DANS LE CAS DE CARRELAGES DE SOLS ET DE MURS EN CONTACT, REALISES TOUS LES DEUX AVEC DES DALLES CERAMIQUES, IL EST IMPERATIF DE PREVOIR UNE LARGEUR MINIMALE DE 2 MM POUR OBTENIR UN RESULTAT DURABLE DANS LE TEMPS. IL EST POSSIBLE LE CAS ECHEANT DE REALISER DES JOINTS INFERIEURS AU REVETEMENT APRES AVOIR EFFECTUE LES VERIFICATIONS TECHNIQUES SUR LE CHANTIER. IL EST RECOMMANDE DE REMPLIR LES JOINTS SUR ENVIRON 2/3 DE L'EPAISSEUR AVEC LE PRODUIT DE SCHELEMENT ADEQUAT. EVITER TOUTE PRESENCE DE RESIDUS DE COLLE A L'INTERIEUR DES JOINTS.

Gres Fine Porcellanato

È la suprema sintesi di tecnica ed estetica. La scelta delle migliori materie prime, la cottura a 1250° C e l'intero controllo del ciclo produttivo assicurano infatti a questi materiali caratteristiche tecniche di assoluto rilievo, rendendoli estremamente duri, inassorbenti, ingelivi, resistenti all'usura, agli attacchi chimici e facilmente pulibili. Classificazione secondo norme CEN/ISO gruppo BIA EN 14411/ISO 13006.

Porcelain Stoneware

Piemme fine porcelain stoneware is a supreme blend of technology and good looks. The choice of the very best raw materials, firing at 1250° c and total manufacturing cycle control do in fact provide these materials with top-ranking technical features, making them hard, non-absorbent, frost-proof, resistant to wear and chemical attack and easy to clean. Classification in accordance with cen/iso standards BIA EN 14411/ISO 13006

Feinsteinzeug

Das Feinsteinzeug Piemme ist eine vortreffliche Verschmelzung von Technik und Ästhetik. Denn die Wahl bester Rohstoffe, der Brand bei 1250° C und die gesamte Kontrolle des Produktionszyklus garantieren für diese Fliesen hervorragende technische Eigenschaften. Das Material ist hart, absorptionsfrei, frostbeständig, verschleiß-und chemikalienfest sowie reinigungsfreundlich. Klassifizierung gemäß CEN/ISO Normen Gruppe BIA EN 14411/ISO 13006.

Grès Cérame

Le grès cérame fin Piemme est l'alliance par excellence de la technique et de l'esthétique. En effet, le choix des meilleures matières premières, la cuisson à 1250° C et tous les contrôles effectués pendant la production assurent à ces matériaux des caractéristiques techniques tout à fait remarquables, les rendent extrêmement durs, inabsorbants, ingélifs, résistant à l'usure, aux attaques chimiques et faciles à nettoyer. Classification selon les normes CEN/ISO groupe BIA EN 14411/ISO 13006

Фарфоровый керамогранит

Это – наивысшее выражение техники и эстетики. Выбор наилучшего сырья, обжиг при 1250°С и полный контроль производственного цикла гарантируют этим материалам выдающиеся технические характеристики, делая их чрезвычайно твердыми, не впитывающими влагу, незамерзающими, стойкими к износу и химическому воздействию, легко очищающимися. Классификация по стандартам CEN/ISO: группа BIA EN 14411/ISO 13006.

Pasta Bianca

La pasta bianca è la naturale evoluzione del rivestimento. L'alta qualità dei materiali, le alte temperature di cottura permettono di ottenere bellezza di superfici e grandi formati da rivestimento. Classificazione secondo norme CEN/ISO gruppo BIII EN 14411/ISO 13006.

White Body

The natural evolution of wall tile. The fine quality of materials, the high firing temperatures achieve beauty of surfaces and big sizes in wall tiles.

Classification in accordance with CEN/ISO standards BIII EN 14411/ISO 13006.

Weißscherbig

Die natürliche Entwicklung der Wandfliese. Die ausgezeichnete Materialienqualität, die hohe Brenntemperaturen erwirken Oberflächen-Schönheit und große Formate bei Wandfliesen.

Klassifizierung gemäß CEN/ISO Normen Gruppe BIII EN 14411/ISO 13006.













Pâte Blanche












Naturelle évolution du revêtement. La haute qualité des matériaux, les températures élevées de cuisson permettent d'obtenir la beauté des surfaces et de grands formats pour revêtement.

Classification selon les normes CEN/ISO groupe BIII EN 14411/ISO 13006.

Плитка Из Белой Глины

Плитка из белой глины – это естественная эволюция облицовочной плитки. Высокое качество материалов и высокая температура обжига позволяют получать красивые поверхности и большие форматы облицовочного материала. Классификация по стандартам CEN/ISO: группа BIII EN 14411/ISO 13006.

CLASSIFICAZIONE SECONDO NORME CEN/ISO GRUPPO BIA EN 14411/ISO 13006. CLASSIFICATION IN ACCORDANCE WITH CEN/ISO STANDARDS BIA EN 14411/ISO 13006. KLASSIFIZIERUNG GEMÄSS CEN/ISO NORMEN GRUPPE BIA EN 14411/ISO 13006. CLASSIFICATION SELON LES NORMES CEN/ISO GROUPE BIA EN 14411/ISO 13006.				*VALORE PRESCRITTO: EN 14411 APPENDICE G - ISO 13006 - BIA *REQUIRED VALUE: EN 14411 APPENDICE G - ISO 13006 - BIA *VORGESCHRIEBENER WERT: EN 14411 APPENDICE G - ISO 13006 - BIA *VALEUR PRESCRITE: EN 14411 APPENDICE G - ISO 13006 - BIA	
Proprietà Fisco-Chimiche Physical-Chemical Properties Pysisch-Chemische Eigenschaften Propriétés Physico-Chimiques	Tipo Di Prova Standard Of Test Testnorm Norme Du Test	Valore Prescritto* Required Value Vorgeschriebener Wert Valeur Prescrite	Valore Standards Ergebnis Valeur	Norme Norm Normr	Valore medio Mean value Mittelwert Valeur moyenne
 Lunghezza e larghezza Lenght and width Länge und breite Longueur et largeur	Iso 10545.2	± 0,6% (± 2,00 mm)	Conforme In accordance Erfüllt Conforme	Astm C-499 Astm C-485 Astm C-502	In Accordance
 Ortogonalità Wedging Rechtwinkligkeit Orthogonalität	Iso 10545.2	± 0,5% (± 2,00 mm)	Conforme In accordance Erfüllt Conforme	Astm C-499 Astm C-485 Astm C-502	In Accordance
 Spessore Thickness Stärke Epaisseur	Iso 10545.2	± 5% (± 0,50 mm)	Conforme In accordance Erfüllt Conforme	Astm C-499 Astm C-485 Astm C-502	In Accordance
 Planarità Flatness Ebenflächigkeit Planéité	Iso 10545.2	± 0,5% (± 2,00 mm)	Conforme In accordance Erfüllt Conforme	Astm C-499 Astm C-485 Astm C-502	In Accordance
 Assorbimento d'acqua Water absorption Wasseraufnahme Absorption d'eau	Iso 10545.3	≤ 0,5%	Conforme In accordance Erfüllt Conforme	Astm C-373	In Accordance
 Coefficiente di dilatazione termica lineare Coefficient of linear thermal-expansion Lineare wärmeausdehnung Coefficient linéaire de dilatation thermique	Iso 10545.8	Secondo i dati del costruttore According to builder's specifications Laut Angaben des Herstellers Selon les éléments du constructeur	≈ 7X10-6 C-1		
 Resistenza a flessione Flexion resistance Biegezugfestigkeit Résistance à la flexion	Iso 10545.4	Modulus of rupture (average): ≥ 35 N/mm ² Breaking strength for thickness ≥7,5mm: S >1300 N	Conforme In accordance Erfüllt Conforme	Astm C-648 250 Lbs or greater	In Accordance
 Resistenza agli sbalzi termici Thermal shock resistance Temperaturwechselbeständigkeit Résistance aux écarts de température	Iso 10545.9	Richiesta Request Bitte Demande	Resistente Resistant Widerstehend Résistant		
 Resistenza ai prodotti chimici Chemical resistance Chemikalienfestigkeit Résistance aux produits chimiques	Iso 10545.13	Secondo i dati del costruttore According to builder's specifications Laut Angaben des Herstellers Selon les éléments du constructeur	Resistente Resistant Widerstehend Résistant	Astm C-650	In Accordance
 Resistenza al gelo Frost resistance Frostbeständigkeit Résistance au gel	Iso 10545.12	Richiesta Requested Angefordert Demande	Resistente Resistant Widerstehend Résistant	Astm C-1026	In Accordance
 Resistenza dei colori alla luce Colour resistance to light Lichtbeständigkeit der Farben Résistance des couleurs à la lumière	Din 51094	Nessuna alterazione No alteration Keine Veränderung Aucune altération	Conforme In accordance Erfüllt Conforme		
 Resistenza allo scivolamento Slip resistance Rutschfestigkeit Résistance à la glissance	Din 51130 Din 51097	Secondo i dati del costruttore According to builder's specifications Laut Angaben des Herstellers Selon les éléments du constructeur	Indicata sul catalogo indicated on the catalogue im prospekt angegeben indique sur le catalogue	Astm C-1028 Ansi Dcof 137.1 - 2012	Available on request

CLASSIFICAZIONE SECONDO NORME CEN/ISO GRUPPO BIII EN 14411/ISO 13006. CLASSIFICATION IN ACCORDANCE WITH CEN/ISO STANDARDS BIII EN 14411/ISO 13006. KLASSIFIZIERUNG GEMÄSS CEN/ISO NORMEN GRUPPE BIII EN 14411/ISO 13006. CLASSIFICATION SELON LES NORMES CEN/ISO GROUPE BIII EN 14411/ISO 13006.				*VALORE PRESCRITTO: EN 14411 APPENDICE L ISO 13006 BIII *REQUIRED VALUE: EN 14411 APPENDICE L ISO 13006 BIII *VORGESCHRIEBENER WERT: EN 14411 APPENDICE L ISO 13006 BIII *VALEUR PRESCRITE: EN 14411 APPENDICE L ISO 13006 BIII	
Proprietà Fisco-Chimiche Physical-Chemical Properties Pysisch-Chemische Eigenschaften Propriétés Physico-Chimiques	Tipo Di Prova Standard Of Test Testnorm Norme Du Test	Valore Prescritto* Required Value Vorgeschriebener Wert Valeur Prescrite	Valore Standards Ergebnis Valeur	Norme Norm Normr	Valore medio Mean value Mittelwert Valeur moyenne
 Lunghezza e larghezza Lenght and width Länge und breite Longueur et largeur	Iso 10545.2	± 0,5%	± 0,5%		
 Ortogonalità Wedging Rechtwinkligkeit Orthogonalität	Iso 10545.2	± 0,5%	± 0,5%		
 Spessore Thickness Stärke Epaisseur	Iso 10545.2	± 10%	Conforme In accordance Erfüllt Conforme		
 Planarità Flatness Ebenflächigkeit Planéité	Iso 10545.2	+ 0,5% - 0,3%	+ 0,5% - 0,3%		
 Assorbimento d'acqua Water absorption Wasseraufnahme Absorption d'eau	Iso 10545.3	> 10%	≈ 16%		
 Coefficiente di dilatazione termica lineare Coefficient of linear thermal-expansion Lineare wärmeausdehnung Coefficient linéaire de dilatation thermique	Iso 10545.8	Secondo i dati del costruttore According to builder's specifications Laut Angaben des Herstellers Selon les éléments du constructeur	≈ 6X10-6 C-1		
 Resistenza a flessione spessore Flexion resistance thickness Biegezugfestigkeit stärke Résistance à la flexion epaisseur	Iso 10545.4	≥ 7,5 mm 12 N/mm ² < 7,5 mm 15 N/mm ²	Garantita Guaranteed Garantiert Garantie		
 Resistenza agli sbalzi termici Thermal shock resistance Temperaturwechselbeständigkeit Résistance aux écarts de température	Iso 10545.9	Metodo di prova disponibile Test method available Verfügbare prüfmethode Methode d'essai disponible	Garantita Guaranteed Garantiert Garantie		
 Resistenza ai prodotti chimici Chemical resistance Chemikalienfestigkeit Résistance aux produits chimiques	Iso 10545.13	Metodo di prova disponibile Test method available Verfügbare prüfmethode Methode d'essai disponible	Disponibile Su Richiesta Available On Request Verfügbare Auf Anfrage Disponible Sur Demande		
 Resistenza al gelo Frost resistance Frostbeständigkeit Résistance au gel	Iso 10545.12	Metodo di prova disponibile Test method available Verfügbare prüfmethode Methode d'essai disponible	No No Nein Non		
 Resistenza al cavillo Crazing resistance Haarissbeständigkeit Résistance au tressillage	Iso 10545.11	Richiesta Request Bitte Demande	Garantita Guaranteed Garantiert Garantie		

Certificazioni



Nel corso della propria evoluzione impiantistica Industrie Ceramiche Piemme ha sempre coniugato esigenze di carattere tecnico e produttivo con scelte ecocompatibili, alla continua ricerca di un prodotto che soddisfi le richieste e le aspettative della propria clientela. Industrie Ceramiche Piemme è un'azienda moderna con sistema di gestione certificato ai sensi della norma UNI EN ISO 9001 per la Qualità e UNI EN ISO 14001 per l'Ambiente. L'adozione di modelli standard di riferimento internazionale risponde alla crescente richiesta di competitività, raggiunta attraverso il miglioramento della soddisfazione e della fidelizzazione dei clienti, la razionalizzazione dei processi interni e la conseguente riduzione di sprechi e inefficienze, minimizzando l'impatto ambientale dei processi e prodotti, nel rispetto delle norme.



Industrie Ceramiche Piemme è socio ordinario del GBC Italia (Green Building Council Italia), associazione no profit nata per favorire e promuovere lo sviluppo dell'edilizia sostenibile e sensibilizzare l'opinione pubblica e le istituzioni sull'impatto che le modalità di progettazione e costruzione degli edifici hanno sulla qualità della vita dei cittadini. Lo standard LEED (Leadership in Energy and Environmental Design) è un sistema di rating per lo sviluppo dell'edilizia sostenibile. Elaborato dall'US Green Building Council e riconosciuto a livello internazionale, indica parametri che stabiliscono criteri per la costruzione di edifici salubri, energeticamente efficienti e a basso impatto sull'ambiente durante tutto il loro ciclo di vita. Industrie Ceramiche Piemme è socio ordinario del Green Building Council Italia, ente promotore delle tematiche LEED in Italia. I prodotti realizzati da Industrie Ceramiche Piemme contengono materiale riciclato pre-consumer, con un valore percentuale certificato da un Ente riconosciuto a livello internazionale, e che consente di concorrere al raggiungimento dei crediti LEED relativi alla costruzione di edifici eco-sostenibili.



EPD : Environmental Product Declaration - è una comunicazione ambientale certificata e verificata in modo indipendente, che esprime in modo comprensibile e confrontabile i dati relativi alle performance ambientali di un prodotto lungo il suo ciclo di vita, in accordo con lo standard ISO14025. In sintesi, un EPD singolo contiene informazioni generali sul prodotto e sul processo produttivo, una analisi delle prestazioni e degli impatti su varie categorie e aspetti ambientali ottenuta attraverso uno studio di Analisi del Ciclo di Vita (LCA), ed informazioni ambientali aggiuntive di contesto. Industrie Ceramiche Piemme Spa è presente tra le aziende citate da Confindustria Ceramica nello studio sul settore ceramico italiano.



Le piastrelle prodotte da Industrie Ceramiche Piemme sono inerti da un punto di vista chimico-fisico e durante il loro ciclo di utilizzo, dalla posa fino all'eventuale dismissione, non rilasciano in atmosfera composti organici volatili (COV o VOC (Volatile Organic Compounds)). I materiali Piemme sono pertanto conformi alle prescrizioni normative in materia di COV e consentono di ottenere i crediti previsti dallo standard LEED (Leadership in Energy and Environmental Design).



Numerose serie prodotte da Industrie Ceramiche Piemme vantano la certificazione UPEC, il marchio di qualità francese rilasciato in base ai test previsti dalla normativa europea EN 14411 e dai Cahiers tecnici dell'istituto CSTB. Ad ogni articolo viene assegnata una classificazione che ne attribuisce l'idoneità all'installazione nei diversi ambienti di destinazione.



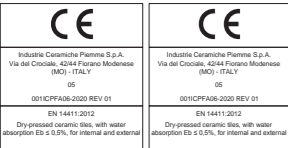
CCC (China Compulsory Certificate) è un marchio di sicurezza obbligatorio per molti prodotti venduti sul mercato cinese.



SASO QUALITY MARK: è un marchio di qualità obbligatorio per le esportazioni in Arabia Saudita. Il marchio, approvato dall'Organizzazione per gli Standard dell'Arabia Saudita (Saudi Arabian Standards Organization - SASO) indica la conformità di un prodotto agli standard del Paese. I prodotti di Industrie Ceramiche Piemme SpA rispondono agli standard ed ai requisiti definiti dalla norma internazionale SASO ISO 13006:2018 (Piastrille ceramiche - Definizioni, classificazione, caratteristiche e marcatura).



Thai Industrial Standards Institute (TISI) è una certificazione di prodotto obbligatoria per le esportazioni in Thailandia. Il suo conseguimento garantisce il rispetto dei requisiti di prodotto fissati dagli standard thailandesi.



Gli articoli realizzati da Industrie Ceramiche Piemme S.p.A. sono conformi al Regolamento N° 305/2011 che definisce le modalità attraverso le quali i produttori di materiali da costruzione devono dichiarare le prestazioni dei prodotti immessi sul mercato. Si tratta di una dichiarazione di conformità a tutela della sicurezza del consumatore, senza la quale il prodotto non può circolare all'interno dei confini dell'Unione Europea. La presenza sull'imballo della Marcatura CE garantisce che Industrie Ceramiche Piemme abbia ottemperato alle disposizioni comunitarie vigenti per l'immissione sul mercato dei prodotti da costruzione.

Certifications



When developing its systems, Industrie Ceramiche Piemme has always combined technical and production requirements with eco-friendly choices, in its continuous quest to produce products that meet the requirements and expectations of its clientele. Industrie Ceramiche Piemme is a modern company with a management system certified pursuant to the UNI EN ISO 9001 standard for Quality and the UNI EN ISO 14001 standard for the Environment. The implementation of standard models that are recognised internationally is a response to the growing demand for competitiveness, achieved by improving levels of customer satisfaction and loyalty, rationalising in-house processes and consequently reducing waste and inefficiency, and minimising the environmental impact of the processes and products, in compliance with the legislation in force.



Industrie Ceramiche Piemme is an ordinary member of the GBC Italia (Green Building Council Italia), a no-profit association founded to favour and promote the development of sustainable construction and raise public awareness, and that of the institutions, on the impact that the methods used to design and construct buildings have on the citizens' quality of life. The LEED (Leadership in Energy and Environmental Design) standard is a rating system for the development of sustainable construction. Developed by the US Green Building Council and recognised internationally, it indicates parameters that establish criteria for the construction of salubrious buildings that display energy efficiency and a low environmental impact throughout their life cycle. Industrie Ceramiche Piemme is an ordinary member of the Green Building Council Italia, an organisation that promotes the LEED themes all over Italy. The products made by Industrie Ceramiche Piemme contain pre-consumer recycled material, with a percentage value that is certified by an internationally recognised Authority, and qualifies for the purposes of acquiring LEED credits for the construction of eco-sustainable buildings.



EPD : Environmental Product Declaration - An independently certified and verified environmental communication which provides a clearly comprehensible, comparable statement of the data relating to a product's environmental performances throughout its life cycle, in accordance with the ISO 14025 standard. Basically, a single EPD contains general information about the product and production process, and an analysis of performances and impacts on various environmental categories and themes obtained through a Life Cycle Assessment (LCA), together with additional environmental information regarding the context. Industrie Ceramiche Piemme S.p.A. is one of the companies mentioned by the Confindustria Ceramica industry association in its study of the Italian ceramics sector.



The tiles produced by Industrie Ceramiche Piemme are physically and chemically inert, and during their cycle of use, from laying to removal, if applicable, they do not release Volatile Organic Compounds (COVs or VOCs) into the atmosphere. Piemme materials therefore comply with the terms of the legislation regarding COVs and qualify for the purposes of acquiring the credits envisaged by the LEED standard (Leadership in Energy and Environmental Design).



Many series produced by Industrie Ceramiche Piemme are certified UPEC, the French quality mark issued based on the tests envisaged by the European standard EN 14411 and by the technical Cahiers of the CSTB institute. Each item is assigned with a classification that determines its suitability for installation in various fields of use.




The CCC (China Compulsory Certificate) is a safety certificate that is compulsory for many products sold on the Chinese market.



SASO QUALITY MARK: A quality mark compulsory for exports to Saudi Arabia. The mark, approved by the Saudi Arabian Standards Organization - SASO, confirms a product's compliance with the country's standards. Industrie Ceramiche Piemme S.p.A. products conform to the standards and requirements established by the SASO ISO 13006:2018 international standard (Ceramic tiles – Definitions, classification, characteristics and marking).



Thai Industrial Standards Institute (TISI) is a mandatory certification for exports to Thailand. Its achievement compliance with the product requirements set by Thai standards.



The items manufactured by Industrie Ceramiche Piemme S.p.A. comply with Regulation No. 305/2011, which defines the ways in which the producers of building materials must declare the performances of any products introduced to the market. It is a declaration of conformity designed to protect the consumer's safety and without it, the product cannot circulate within the confines of the European Union. The presence of the CE Mark on the packaging guarantees that Industrie Ceramiche Piemme has complied with the European Community provisions in force governing the introduction of building products to the market.

Elenco delle serie certificate e classificazioni disponibili a richiesta.
Schede tecniche delle serie certificate disponibili sul sito: www.ceramichepiemme.it

List of certified series and classification available upon request.
Technical boards of certified series available on the website: www.ceramichepiemme.it

Certifications



Tout au long de son développement, Industrie Ceramiche Piemme a toujours associé les nécessités techniques et productives aux exigences éco-compatibles en s'engageant dans la recherche continue d'un produit satisfaisant les attentes de sa clientèle. Industrie Ceramiche Piemme est une entreprise moderne disposant d'un système de gestion certifié conformément à la norme UNI EN ISO 9001 pour la Qualité et UNI EN ISO 14001 pour l'Environnement. L'adoption de standards internationaux répond à la demande de compétitivité croissante, satisfaite à travers l'amélioration de la satisfaction et de la fidélisation des clients, la rationalisation des processus internes et la réduction conséquente du gaspillage et des inefficiences afin de réduire au minimum l'impact des processus de production sur l'environnement, dans le respect de la réglementation.



Industrie Ceramiche Piemme est membre ordinaire du gbc italia (green building council italie), l'association à but non lucratif créée pour favoriser et promouvoir le développement de bâtiments à haute qualité environnementale, ainsi que pour sensibiliser l'opinion publique et les institutions sur l'impact que la conception et la construction des bâtiments ont sur la qualité de la vie des citoyens. Le standard LEED (Leadership in Energy and Environmental Design) est un système de standardisation pour le développement du bâtiment durable. Créé par l'US Green Building Council et reconnu internationalement, il définit les critères d'évaluation pour la construction de bâtiments salubres incluant l'efficacité énergétique et leur faible impact sur l'environnement pendant tout leur cycle de vie. Industrie Ceramiche Piemme est membre ordinaire du Green Building Council Italia, l'organisme qui promeut les principes LEED en Italie. Les carreaux fabriqués par Industrie Ceramiche Piemme sont issus de matériaux recyclés "pré-consommation", dont le pourcentage est certifié par une entité reconnue internationalement, et qui permet d'acquérir les crédits LEED pour la construction de bâtiments durables.



DEP : Déclaration environnementale de produit - il s'agit d'une communication environnementale certifiée et vérifiée de façon indépendante qui exprime de manière compréhensible et selon un référentiel de comparaison établi les données des performances environnementales d'un produit tout au long de son cycle de vie, conformément à la norme ISO 14025. En résumé, une DEP contient des informations générales sur le produit et le processus de production, une analyse des performances et des impacts sur différentes catégories et différents aspects environnementaux obtenues par une étude d'analyse du cycle de vie (ACV), ainsi que des informations supplémentaires sur le contexte environnemental. Industrie Ceramiche Piemme S.p.A. figure dans la liste des entreprises citées par Confindustria Ceramica, l'association des producteurs de céramique italiens, dans son étude sur le secteur italien de la céramique.



Les carreaux fabriqués par Industrie Ceramiche Piemme sont inertes d'un point de vue chimique et physique. Pendant toute leur durée de vie, de la pose jusqu'à la mise au rebut, ils n'émettent aucun composé organique volatil (COV ou VOC (Volatile Organic Compounds) dans l'atmosphère. Ils sont donc conformes aux exigences réglementaires en matière de COV et permettent d'obtenir les crédits prévus par le standard LEED (Leadership in Energy and Environmental Design).



De nombreuses lignes produites par Industrie Ceramiche Piemme sont certifiées UPEC, la marque de qualité française délivrée après avoir passé les tests prévus par la norme européenne EN 14411 et par les cahiers techniques de l'Institut CSTB. Un classement est attribué à chaque article qui en définit l'aptitude à la pose selon la destination.



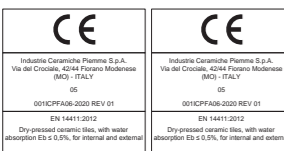
CCC (China Compulsory Certificate) est une marque de sécurité obligatoire pour de nombreux produits vendus sur le marché chinois.



LABEL DE QUALITÉ SASO : SASO est un label de qualité obligatoire pour les exportations à destination de l'Arabie saoudite. Le label, approuvée par la Saudi Arabian Standards Organization (SASO), indique la conformité d'un produit aux normes du pays. Les produits de Industrie Ceramiche Piemme S.p.A. répondent aux normes et aux exigences définies par la norme internationale SASO ISO 13006:2018 (Carreaux et dalles céramiques - Définitions, classification, caractéristiques et marquage).



Thai Industrial Standards Institute (TISI) est une certification de produit obligatoire pour les exportations en Thaïlande. Son obtention garantit le respect des obligations de produit fixés des standard thaïlandais.



Les carreaux fabriqués par Industrie Ceramiche Piemme S.p.A. sont conformes au Règlement n° 305/2011 qui définit les modalités à travers lesquelles les producteurs de matériaux de construction doivent déclarer les performances des produits qu'ils présentent sur le marché. Il s'agit d'une déclaration de conformité assurant la sécurité du consommateur, sans laquelle le produit ne pourrait pas circuler au sein des frontières de l'Union européenne. Le marquage CE appliqué sur l'emballage est la garantie que Industrie Ceramiche Piemme a satisfait aux dispositions européennes en vigueur réglementant la circulation des matériaux de construction au sein de l'UE.

Liste des séries certifiées et des classements disponibles sur demande.
Fichier technic des séries certifiées disponibles sur le site web: www.ceramichepiemme.it

Zertifizierungen



Im Laufe seiner anlagentechnischen Entwicklung hat Industrie Ceramiche Piemme stets technische bzw. Produktionstechnische Erfordernisse mit umweltbewussten Entscheidungen in Einklang gebracht, im kontinuierlichen Streben nach einem Produkt, das die Wünsche und Erwartungen der Kunden erfüllt. Industrie Ceramiche Piemme ist ein modernes Unternehmen mit einem nach UNI EN ISO 9001 für die Qualität und nach UNI EN ISO 14001 für die Umwelt zertifizierten Managementsystem. Die Anwendung international anerkannter Standardmodelle entspricht dem zunehmenden Bedarf an Wettbewerbsfähigkeit. Diese wiederum wird durch Verbesserung der Kundenzufriedenheit und -bindung, rationelle interne Abläufe und die damit erzielte Reduzierung von Verschwendung und Ineffizienz, sowie durch eine normgerechte Reduzierung der Umweltwirkung von Prozessen und Produkten auf das Minimum erreicht.



Industrie Ceramiche Piemme ist ordentliches Mitglied des GBC Italia (Green Building Council Italien), einer Non-Profit-Organisation für die Förderung des nachhaltigen Bauens und die Sensibilisierung der öffentlichen Meinung und der Behörden für die Wirkung, die die Art und Weise, wie Gebäude geplant und gebaut werden, auf die Lebensqualität der Bürger haben. Der Standard LEED (Leadership in Energy and Environmental Design) ist ein Klassifizierungssystem für die Entwicklung eines nachhaltigen Bauens. Der vom US Green Building Council erarbeitete und international anerkannte Standard enthält Parameter für die Aufstellung von Kriterien für den Bau gesunder, energieeffizienter Gebäude, die sich während ihres gesamten Lebenszyklus nur in geringem Maße auf die Umwelt auswirken. Industrie Ceramiche Piemme ist ordentliches Mitglied des Green Building Council Italia, der Institution, die sich in Italien für die LEED-Themen einsetzt. Die von Industrie Ceramiche Piemme hergestellten Produkte enthalten Pre-Consumer-Recyclingmaterial, dessen Anteil durch eine international anerkannte Prüfstelle zertifiziert ist und das bei der Vergabe der LEED-Punkte den Bau ökologisch nachhaltiger Gebäude angerechnet wird.



EPD: Environmental Product Declaration - Eine unabhängig zertifizierte und geprüfte Umwelt-Produktdeklaration, die auf verständliche und vergleichbare Weise Umweltdaten aus dem Lebenszyklus eines Produkts gemäß ISO 14025 präsentiert. Kurz gesagt, enthält eine EPD allgemeine Informationen über das Produkt und seinen Produktionsprozess, eine Untersuchung der Leistungsmerkmale und Auswirkungen auf verschiedene Umweltkategorien und -aspekte anhand einer Ökobilanz (LCA) sowie zusätzliche umweltbezogene Hintergrundinformationen. Industrie Ceramiche Piemme S.p.A. gehört zu den von Confindustria Ceramica (Verband der italienischen Fliesenhersteller) in der Studie über die italienische Keramikbranche zitierten Unternehmen.



Die von Industrie Ceramiche Piemme hergestellten Fliesen sind chemisch-physikalisch inert und geben während ihrer gesamten Nutzungsdauer von der Verlegung bis zur eventuellen Entsorgung keine flüchtigen organischen Verbindungen (VOC, Volatile Organic Compounds) in die Atmosphäre ab. Die Piemme-Materialien erfüllen daher die Richtlinien hinsichtlich der VOC und tragen zum Erhalt der vom LEED-Standard (Leadership in Energy and Environmental Design) vorgesehenen Punkte bei.



Zahlreiche Serien von Industrie Ceramiche Piemme sind nach UPEC zertifiziert, der französischen Qualitätsklassifizierung, die auf Grundlage der durch die europäische Norm EN 14411 und die Prüfberichte des CSTB ausgestellt wird. Jeder Artikel wird klassifiziert, und damit seine Eignung für die Verlegung in den verschiedenen Anwendungsbereichen bescheinigt.



CCC (China Compulsory Certificate) ist ein für viele am chinesischen Markt verkaufte Produkte vorgeschriebenes Sicherheitsprüfzeichen.



SASO QUALITY MARK: Ein vorgeschriebenes Gütesiegel für den Export nach Saudi-Arabien. Die vom saudi-arabischen Normungsinstitut (Saudi Arabian Standards Organization - SASO) genehmigte Marke bezeichnet die Übereinstimmung des Produkts mit Vorschriften Saudi-Arabiens. Die Produkte von Industrie Ceramiche Piemme S.p.A. entsprechen den von der internationalen Norm SASO ISO 13006:2018 (Keramische Fliesen und Platten - Definitionen, Klassifizierung, Eigenschaften und Kennzeichnung) vorgesehenen Standards und Anforderungen.



Thai Industrial Standards Institute ist ein obligatorisches Zertifikat für den Warenexport nach Thailand. Dieses Zeugnis garantiert die Produktanforderungen gemäß den thailändischen Standards.



Die von Industrie Ceramiche Piemme S.p.A. produzierten Artikel entsprechen der Verordnung Nr. 305/2011, welche die Modalitäten definiert, mit denen Baustoffhersteller die Leistungen der in den Handel gebrachten Produkte angeben müssen. Es handelt sich um eine Konformitätserklärung zum Schutz der Verbrauchersicherheit, ohne die das Produkt innerhalb der Europäischen Union nicht in Umlauf gebracht werden darf. Das Gütezeichen CE auf der Verpackung garantiert, dass Industrie Ceramiche Piemme die geltenden europäischen Bestimmungen für das Inverkehrbringen der Baumaterialien erfüllt hat.

Liste der geprüften serie und klassifizierungen auf anfrage erhältlich.
Technische karten der bescheinigten serie auf der website verfügbar: www.ceramichepiemme.it

Condizioni Generali di Vendita



ART. 1 - NORMATIVA CONTRATTUALE	ART. 11 - INTERPRETAZIONE, MODIFICHE, CLAUSOLE INVALIDE
--	--

Le presenti condizioni generali, salvo eventuali modifiche o deroghe pattuite per iscritto, regolano tutti gli ordini dell'acquirente relativi ai prodotti (o merci) di INDUSTRIE CERAMICHE PIEMME S.P.A. (di seguito "PIEMME"). PIEMME non sarà vincolata da condizioni generali di acquisto dell'acquirente, neanche nell'ipotesi in cui si faccia a loro riferimento o siano contenute negli ordini o in qualsiasi altra documentazione proveniente dall'acquirente stesso, salvo il preventivo consenso scritto di PIEMME.

In caso di contrasto tra le due diverse clausole, troveranno applicazione quelle del venditore.

Qualsiasi modifica al presente contratto può essere fatta solo con un documento scritto, firmato da entrambe le parti.

ART. 2 - ORDINI	ART. 11 - INTERPRETAZIONE, AMENDMENTS, INVALID CLAUSES
------------------------	---

Gli ordini comunque pervenuti a PIEMME sono per quest'ultima impegnativi solo dopo la loro eventuale approvazione scritta, restando in ogni caso insindacabile facoltà di PIEMME accettarli o recedere - senza oneri - dagli stessi prima della consegna delle merci. L'eventuale conferma d'ordine di PIEMME che sia, anche parzialmente, difforme dall'ordine, sarà vincolante per l'acquirente che non ne abbia contestato la validità con lettera raccomandata A/R, anche tramite PEC, entro 5 giorni dal suo ricevimento. Nel caso che l'ordine sia conferito solo verbalmente, con l'inizio delle consegne delle merci si intendono accettate dall'acquirente, senza riserve, tutte le condizioni riportate nel presente contratto.

Si conviene inoltre che, se dopo la conferma dell'ordine, si venga a conoscenza che l'acquirente si trovi in condizioni di difficoltà finanziaria (in via esemplificativa protesti, sequestri, pignoramenti o altri atti pregiudizievole a carico dell'acquirente), PIEMME potrà sospendere l'ordine ed esigere particolari garanzie oppure risolvere il contratto per inadempimento dell'acquirente ai sensi dell'art. 1456 cod. civ. mediante comunicazione scritta con raccomandata A/R, anche tramite PEC, o via fax. L'acquirente si impegna a comunicare per iscritto a PIEMME, entro e non oltre il giorno previsto per il ritiro, l'eventuale variazione del luogo di destinazione della merce, se diverso da quello citata nella conferma d'ordine. In mancanza di tale comunicazione, la destinazione originariamente indicata si intende confermata.

ART. 3 - CAMPIONI E MATERIALI PROMOZIONALI	ART. 6 - PREZZI
---	------------------------

I dati figuranti nei documenti illustrativi di PIEMME, così come le caratteristiche dei campioni e dei modelli inviati, hanno carattere di indicazioni approssimative. Questi dati non hanno valore impegnativo se non nella misura in cui siano stati espressamente menzionati come tali nell'offerta o nell'accettazione scritta di PIEMME.

ART. 4 - CONSEGNA	ART. 7 - PAGAMENTO
--------------------------	---------------------------

Salvo diversa pattuizione per iscritto, la consegna delle merci si intende sempre Ex Works (franco magazzino venditore) nel rispetto degli Incoterms ed avvenuta a carico completato presso i magazzini in Italia di PIEMME. Ogni rischio del trasporto, compresi ammanchi, rotture, deterioramenti e manomissioni, è a carico dell'acquirente anche se il prezzo sarà pattuito franco di porto, FOB o C&E. Eventuali accordi con spedizionieri si intendono sempre conclusi in nome e per conto dell'acquirente, che fin d'ora ratifica ed accetta l'operato di PIEMME.

I termini di consegna hanno carattere indicativo: eventuali ritardi nelle consegne, interruzioni, sospensioni totali o parziali delle vendite non daranno diritto ad indennizzi o risarcimento danni. Resta in ogni caso inteso che ogni causa di forza maggiore sospende la decorrenza del termine per tutta la durata della causa stessa.

L'acquirente si impegna a ritirare la merce o ad accettarne la consegna non appena gliene sia comunicato l'appuntamento, e comunque non oltre 90 giorni dalla data di comunicazione di merce pronta.

In caso di mancato ritiro entro il suddetto periodo, l'ordine si considererà annullato, fatto salvo il diritto di PIEMME di trattenere la somma già riscossa a titolo di penale. E' espressamente esclusa qualsiasi garanzia, responsabilità o rischio a carico di PIEMME in relazione alle merci in sosta per il citato periodo.

L'accettazione, senza espressa riserva, da parte dell'acquirente di prodotti non conformi per tipo o quantità, ovvero a condizioni diverse da quelle contenute nella richiesta dello stesso acquirente, implica accettazione, da parte di quest'ultimo, della fornitura e delle condizioni proposte dal venditore. Le suddette riserve (anche se formulate sotto forma di precisazioni o rettifiche delle condizioni di fornitura) non avranno efficacia se non saranno formulate dall'acquirente per iscritto, immediatamente e comunque entro il termine perentorio ed essenziale di 8 giorni decorrenti dal ricevimento della merce.

Qualora la regola Incoterms concordata tra le parti preveda che l'acquirente debba curare il trasporto delle merci fuori dall'Italia:

a) in caso di cessione intra-comunitaria, l'acquirente, entro 45 giorni dalla ricezione delle merci presso il suo magazzino, dovrà trasmettere a PIEMME un originale o una copia del documento di trasporto internazionale CMR o di altro documento di trasporto, sottoscritti a destinazione dall'acquirente ovvero, in assenza del CMR, una dichiarazione di ricezione delle merci;

b) in caso di cessione extra-comunitaria, l'acquirente si impegna a:

i) presentare la dichiarazione doganale di esportazione (DAU-EX e DAE) ed effettuare l'appuntamento del MRN (Movement Reference Number) presso la dogana del territorio comunitario di uscita delle merci, entro 90 giorni dalla data di consegna in Italia delle merci stesse;

ii) inviare a PIEMME, entro 90 giorni dalla data di consegna, i documenti comprovanti l'esportazione delle merci (dichiarazione di esportazione DAU-EX, DAE e notifica di avvenuta esportazione);

iii) confermare prontamente per iscritto a PIEMME l'avvenuta esecuzione delle suddette formalità e a fornirgli ogni ulteriore documento comprovante l'esecuzione delle suddette formalità e l'uscita delle merci dal territorio dell'Unione Europea.

In caso di inadempienza dell'acquirente a quanto sopra pattuito, PIEMME avrà il diritto di addebitare immediatamente all'acquirente l'Imposta sul Valore Aggiunto relativa alla fornitura e connessa alla mancata prova del trasporto delle merci in altro Stato Membro della Comunità Europea o mancato appuramento della esportazione. In ogni caso, l'ac-

quirente terrà indenne e manlevata PIEMME in relazione al pagamento di tutto quanto eventualmente dovuto dalla stessa PIEMME nei confronti dell'Amministrazione Finanziaria, a titolo di sanzioni ed interessi o ad altro titolo, in connessione con la fornitura e la mancata prova del trasporto delle merci in altro Stato Membro della Comunità Europea o al mancato appuramento della esportazione.

ART. 5 - CONTESTAZIONI	ART. 12 - FORO COMPETENTE
-------------------------------	----------------------------------

La garanzia della merce è limitata al solo materiale ceramico di prima scelta, con una tolleranza del 5%, ogni garanzia rimane esclusa espressamente per tutta la merce di scelta secondaria, sottosesta e di stock. Le contestazioni per vizi palesi hanno efficacia solo quando sono mosse prima della posa in opera del materiale ceramico. Le differenze di tonalità non possono essere denunciate come vizio del materiale. Le tonalità di colore dei campioni e delle riproduzioni sono da ritenersi puramente indicative e non strettamente vincolanti la fornitura. Eventuali reclami in merito alla qualità ed al tipo del materiale dovranno pervenire a PIEMME con lettera raccomandata A/R, anche tramite PEC, indirizzata direttamente al ns. "Ufficio Logistica, Qualità e Servizio Post-Vendita", entro 15 giorni dalla consegna, ovvero in caso di vizi occulti entro 8 giorni dalla loro scoperta. L'azione si prescrive, in ogni caso, in 1 anno dalla consegna. L'acquirente s'impegna a tenere a disposizione le partite contestate così da consentire il controllo dei difetti denunciati. In ogni caso, si ribadisce che la posa in opera del materiale esonera PIEMME da qualsiasi responsabilità. Per nessuna ragione l'acquirente potrà restituire il materiale ceramico senza espresa preventiva autorizzazione scritta di PIEMME. Eventuali vizi o difetti di qualità della merce, ove siano denunciati nei termini ed accertati o riconosciuti, danno diritto solamente alla sostituzione dei materiali difettosi a condizione della preventiva restituzione delle merci contestate e su autorizzazione scritta dell'operazione di resa, restando tassativamente rinunciati ed esclusi così la risoluzione del contratto come qualsiasi risarcimento danni. PIEMME non si assume nessuna responsabilità sulla idoneità del materiale all'uso cui l'acquirente lo intende destinare, e ciò neppure nell'ipotesi che, da parte di PIEMME, vengano forniti suggerimenti o indicazioni circa l'installazione e l'impiego dello stesso.

Qualora la contestazione risulti infondata, l'acquirente sarà tenuto a risarcire a PIEMME tutte le spese dalla stessa sostenute per l'accertamento e la gestione della contestazione (viaggi, perizie, ecc.); ugualmente obbliga l'acquirente se il reclamo risulti solo parzialmente fondato, in misura non superiore al 30% (per cento) rispetto alle contestazioni originariamente effettuate.

ART. 6 - PREZZI	ART. 13 - PROPRIETÀ INDUSTRIALE E DISTRIBUZIONE SELETTIVA – LIMITI ALLA RIVENDITA
------------------------	--

I prezzi indicati sui listini di PIEMME devono intendersi Ex Works (franco magazzino venditore), al netto di IVA e di sconti. Tali prezzi non includono, tra gli altri, i costi di spedizione, di trasporto, di eventuale assicurazione, né di eventuali ulteriori oneri (tasse, imposte, ecc.). Il prezzo della merce sarà quello previsto nel listino tempo per tempo vigente al momento della conferma d'ordine o, qualora la merce non sia inserita nel listino prezzi, sarà quello indicato nell'ordine. Anche dopo la conferma d'ordine e fino al momento della consegna delle merci, sarà facoltà di PIEMME disporre variazioni del prezzo per sopravvenuti aumenti dei costi di materie prime, mano d'opera, combustibili e altre spese di produzione. In tal caso l'acquirente, potrà recedere dall'ordine mediante comunicazione scritta, da inviare con raccomandata A/R, anche tramite PEC, entro 30 giorni dal ricevimento della comunicazione di PIEMME contenente precisazioni sulla misura dell'aumento.

ART. 7 - PAGAMENTO	ART. 14 - INFORMATIVA DI SINTESI
---------------------------	---

Il pagamento dovrà essere effettuato, salvo diverso accordo scritto, presso la sede del venditore o presso istituto bancario indicato dal stesso venditore. Eventuali pagamenti fatti da agenti, rappresentanti o ausiliari di commercio del venditore, se autorizzati per iscritto da PIEMME, avranno effetto liberatorio per l'acquirente solo al momento dell'effettiva ricezione di tali somme da parte della stessa PIEMME.

Qualsiasi ritardo o irregolarità nel pagamento dà al venditore il diritto di sospendere le forniture o di risolvere i contratti in corso, anche se non relativi ai pagamenti in questione, nonché il diritto al risarcimento degli eventuali danni. Il venditore ha comunque diritto - a decorrere dalla scadenza del pagamento, senza necessità di messa in mora - agli interessi moratori nella misura del tasso previsto dal D. Lgs. 231/2002 italiano ed all'integrale rifusione delle spese legali e di assistenza, sia stragiudiziale che giudiziale. In nessun caso l'acquirente potrà ritardare o sospendere il pagamento, indipendentemente da qualsiasi rivendicazione e/o reclamo esposto. Nessuna contestazione o controversia inerente alla qualità della merce, a vizi o difetti, o a qualsiasi altro aspetto del contratto, sarà efficace e potrà essere presa in considerazione, e così pure nessuna azione potrà essere iniziata se non dopo l'avvenuto integrale pagamento del prezzo (clausola solve et repecte).

ART. 8 - RISERVATO DOMINIO	ART. 9 - CAUSE DI FORZA MAGGIORE ED ECCESSIVA ONEROSITÀ
-----------------------------------	--

La vendita della merce viene effettuata con la clausola del riservato dominio; pertanto, nel caso in cui il pagamento, per accordi contrattuali, debba essere effettuato, in tutto o in parte dopo la consegna, le merci consegnate restano di proprietà di PIEMME fino all'integrale pagamento del prezzo.

ART. 9 - CAUSE DI FORZA MAGGIORE ED ECCESSIVA ONEROSITÀ	ART. 10 - CESSIONE DEL CONTRATTO
--	---

PIEMME può sospendere l'esecuzione del contratto, o recedere, qualora l'adempimento risulti oggettivamente impossibile o eccessivamente oneroso, a causa di eventi di forza maggiore (senza pretesa di completezza, scioperi, incidenti, esplosioni, incendi, guerre, eventi naturali, ecc...), ritardo o impossibilità di approvvigionare le materie prime, gusti e/o cause simili.

ART. 10 - CESSIONE DEL CONTRATTO	ART. 11 - INTERPRETAZIONE, MODIFICHE, CLAUSOLE INVALIDE
---	--

L'acquirente non può cedere il contratto, od in singoli rapporti obbligatori da questo derivanti, senza l'accettazione scritta di PIEMME; anche in tal caso l'acquirente rimane comunque solidalmente responsabile con il cessionario per le obbligazioni cedute.

ART. 11 - INTERPRETAZIONE, MODIFICHE, CLAUSOLE INVALIDE	ART. 1 - CONTRACTUAL REGULATIONS
--	---

Per l'interpretazione delle presenti condizioni generali fa fede unicamente il testo italiano delle stesse.

Eventuali allegati o premesse si intendono parte integrante dei contratti cui si riferiscono. Ogni richiamo ai listini prezzi, condizioni generali od altro materiale di PIEMME si intende riferito ai documenti in vigore al momento del richiamo stesso, salvo non sia diversamente specificato; devono ritenersi annullati i testi corrispondenti in precedenza in vigore tra le parti.

Le dichiarazioni effettuate od il comportamento tenuto dalle parti durante le trattative o nel corso dell'esecuzione del contratto possono contribuire all'interpretazione del solo contratto cui si riferiscono e nei limiti in cui non contrastino con le presenti condizioni generali o con gli accordi scritti presi dalle parti in occasione della conclusione del contratto in questione.

Salvo quanto sopra previsto all'art. 2), ogni modifica od integrazione fatta dalle parti ai contratti cui si applicano le presenti condizioni generali dovrà essere effettuata per iscritto, a pena di nullità. La deroga ad una o più disposizioni delle presenti condizioni generali non deve interpretarsi estensivamente o per analogia e non implica la volontà di disapplicare le condizioni generali nel loro insieme. Eventuali variazioni delle condizioni contrattuali concordate tra le parti non costituiscono modificazione del contratto, salvo espresa volontà contraria, risultante per iscritto. In caso di disposizioni contrattuali valide ed inefficaci, il contratto nella sua globalità va integrato per conseguire, in modo conforme alla legge, lo scopo essenziale perseguito dall'accordo contenente le clausole in questione.

ART. 12 - FORO COMPETENTE	ART. 13 - PROPRIETÀ INDUSTRIALE E DISTRIBUZIONE SELETTIVA – LIMITI ALLA RIVENDITA
----------------------------------	--

Il presente contratto è regolato dalla legge, anche processuale, italiana. Per ogni controversia relativa o comunque collegata ai contratti cui si applicano le presenti condizioni generali la giurisdizione è attribuita, in via esclusiva, al Giudice italiano ed è esclusiva-mente competenza il foro del venditore, anche nei casi di chiamata in garanzia e connessione, con esclusione di qualsivoglia altro foro e/o giurisdizione.

ART. 13 - PROPRIETÀ INDUSTRIALE E DISTRIBUZIONE SELETTIVA – LIMITI ALLA RIVENDITA	ART. 3 - SAMPLES AND PROMOTIONAL MATERIALS
--	---

La sottoscrizione delle presenti condizioni generali non conferisce, in alcun modo, all'acquirente il diritto di utilizzare in nessuna forma i marchi di PIEMME e/o altri segni distintivi della stessa; il loro eventuale uso dovrà essere preventivamente autorizzato da PIEMME ed espressamente disciplinato con separata scrittura.

Le forniture delle merci ricevute da PIEMME e dai propri punti vendita selettivi autorizzati sono destinate all'installazione presso l'utente finale, e non è consentita altra forma di rivendita a ulteriori intermediari commerciali diversi dagli utenti finali, salvo previa autorizzazione iscritta di PIEMME. La rivendita della merce in violazione di tale divieto deve considerarsi pertanto non consentita ed equiparata ad uso illecito dei diritti di proprietà industriale e intellettuale di PIEMME, con diritto della stessa PIEMME di chiederne il sequestro presso qualunque detentore. Resta inteso che PIEMME si riserva il diritto di procedere giurisdizionalmente nei confronti di chiunque sia coinvolto in rivendite non autorizzate.

ART. 14 - INFORMATIVA DI SINTESI	ART. 4 - DELIVERY
---	--------------------------

Ai sensi dell'art. 13 del Regolamento UE 2016/679, informiamo che i Vostri dati sono inseriti in banche dati sia elettroniche che cartacee e sono trattati dalle persone autorizzate, esclusivamente per finalità amministrative e contabili. I dati potranno essere comunicati a terzi per dar corso ai rapporti in essere o per obblighi di legge, ma non saranno diffusi. Informiamo inoltre che in qualsiasi momento potrà essere richiesto l'Accesso ai dati e sarà possibile opporsi a taluni loro utilizzi, rivolgendosi allo scrivente Titolare.

Nota:

La presante informativa di sintesi, è integrata da ulteriore informativa articolata ed es-tesa, disponibile senza alcun onere presso la sede sociale e/o visionabile sul sito internet aziendale: http://www.ceramichepiemme.it, al seguente link "Informativa Privacy" https://www.ceramichepiemme.it/informativa-privacy.

General Terms and Conditions of Sale



ART. 1 - CONTRACTUAL REGULATIONS	ART. 11 - INTERPRETATION, AMENDMENTS, INVALID CLAUSES
---	--

These general terms and conditions, without prejudice to any amendments or departures agreed in writing, discipline all the orders of the purchaser relating to the products (or goods) of INDUSTRIE CERAMICHE PIEMME S.P.A. (hereinafter "PIEMME"). PIEMME shall not be bound by the general purchase terms and conditions of the purchaser, not even in the event that reference is made to the same or they are contained in the orders or in any other documentation originating from the purchaser, except in the case of the prior written consent of PIEMME.

In the event of contrast between the two different clauses, those of the seller shall be applicable.

Any change to this agreement can be made only by means of a written document, signed by both parties.

ART. 2 - ORDERS	ART. 11 - INTERPRETATION, AMENDMENTS, INVALID CLAUSES
------------------------	--

The orders in any event forwarded to PIEMME are binding for the latter only after their possible written approval, in any event it being the unquestionable faculty of PIEMME to accept them or withdraw - without charges - from the same before the delivery of the goods. Any order confirmation of PIEMME which is, even partly, different from the order, will be binding for the purchaser who has not disputed the difference by means of registered letter with advice of receipt, or also via certified e-mail, within 5 days of its receipt. In the event that the order is only made verbally, all the conditions indicated in this agreement are understood to be accepted by the purchaser, without reservation, with the commencement of the deliveries of the goods.

It is also agreed that, if after the confirmation of the order, it is revealed that the purchaser has financial difficulties, (by way of example protests, attachments, garnishments or other detrimental acts to the charge of the purchaser), PIEMME may suspend the order and demand specific guarantees or terminate the agreement due to breach by the purchaser pursuant to Article 1456 of the Italian Civil Code by means of written communication made via registered letter with advice of receipt, also by means of certified e-mail, or via fax message.

The purchaser undertakes to inform PIEMME in writing, by and not beyond the date envisaged for collection, of any change in the destination of the goods, if different to those indicated in the order confirmation. In the absence of said communication, the destination originally indicated is understood to be confirmed.

ART. 3 - SAMPLES AND PROMOTIONAL MATERIALS	ART. 6 - PRICES
---	------------------------

The information included in PIEMME's illustrative documents, as well as the characteristics of the samples and the models sent, are approximate indications. This information is not binding unless to the extent expressly mentioned as such in the offer or in the written confirmation of PIEMME.

ART. 4 - DELIVERY	ART. 7 - PAYMENT
--------------------------	-------------------------

Unless agreed otherwise in writing, the delivery of the goods is always understood to be Ex Works (of the seller) in accordance with the Incoterms and having taken place at the time of complete loading care of the destination warehouses in Italy. Any transportation risk, including deficits, breakages, deterioration or tampering, is the responsibility of the purchaser even if the price will be agreed CPT, FOB or C&E. Any agreements with shipping agents are always understood to be finalised in the name or on behalf of the purchaser, who from this point on confirms and accepts the actions of PIEMME.

The delivery terms are approximate: any delays in the deliveries, interruptions, total or partial suspensions of the sales will not provide the right to damage compensation or indemnification. It is in any event understood that any force majeure (unforeseeable) event suspends the applicability of the deadline for the entire duration of said event.

The purchaser undertakes to collect the goods or to accept the delivery just as soon as they are informed that the same are ready, and in any event within 90 days of the date of communication that the goods are ready.

In the event of failure to collect within the afore-mentioned period, the order will be considered to be cancelled, without prejudice to PIEMME's right to withhold the sum already received, by way of penalty. Any guarantee, liability or risk to the charge of PIEMME in relation to the goods on hold for the afore-mentioned period is expressly excluded.

The acceptance, without express reservation, by the purchaser of products not compliant in terms of type or quantity, or at conditions differing from those contained in the request made by said purchaser, implies acceptance, by the latter, of the delivery and the conditions proposed by the seller. The afore-mentioned reservations (even if formulated under the form of specifications or adjustments of the supply conditions) will not be effective if they have not been formulated by the purchaser in writing, immediately and in any event by the imperative and essential deadline of 8 days as from receipt of the goods. If the Incoterms regulation agreed between the parties envisages that the purchaser must see to the transportation of the goods outside Italy:

a) in the event of transfer within the EU, the purchaser - within 45 days of receipt of the goods care of its warehouse - will have to send PIEMME the original or a copy of the CMR international transportation document or another transportation document, signed at the destination by the Purchaser or, in the absence of a CMR, a goods receipt declaration;

b) in the event of transfer outside the EU, the purchaser undertakes to:

i) present the export customs declaration (DAU-EX and DAE) and carry out the verification of the MRN (Movement Reference Number) care of the customs of the EU area the goods exit, within 90 days of the date of delivery in Italy of said goods;

ii) send PIEMME, within 90 days of the date of delivery, the documents proving the export of the goods (export declaration DAU-EX, DAE and export notification);

iii) promptly confirm in writing to PIEMME the execution of the afore-mentioned formalities and provide the same with any additional documentation proving the execution of the afore-mentioned formalities and the exit of the goods from the area of the European Union.

In the event of breach by the purchaser of the matters agreed above, PIEMME shall have the right to immediately charge the purchaser the Value Added Tax relating to the delivery and associated with the lack of proof of the transportation of the goods to another member nation of the European Community or the non-verification of the exporting.

In any event, the purchaser will keep PIEMME indemnified and unharmed in relation to the payment of all that which is possibly owed by said PIEMME vis-à-vis the Tax Authorities, by way of fines and interest or for other purposes, in connection with the delivery and lack of proof of the transportation of the goods to another member nation of the European Community or the non-verification of the exporting.

ART. 5 - DISPUTES	ART. 11 - INTERPRETATION, AMENDMENTS, INVALID CLAUSES
--------------------------	--

The warranty of the goods is limited to just prime ceramic material, with a tolerance of 5%; any warranty is expressly excluded for all the secondary quality goods, sub-rare goods or stock. The disputes regarding obvious faults are only effective when they are notified before the installation of the ceramic material. The differences in tone cannot be declared as a fault of the material. The colour tones of the samples and the reproductions must be considered to be merely indicative and not strictly binding for the delivery. Any complaints with regard to the quality and the type of material will have to be sent to PIEMME by means of registered letter with advice of receipt, also via certified e-mail, addressed directly to our "Logistics, Quality and Post-Sales Service Unit", within 15 days of delivery, or in the event of hidden defects within 8 days of their discovery. The action lapses, in any event, one year after delivery.

The purchaser undertakes to keep the disputed batches available so as to permit the control of the reported defects. In any event, it is confirmed that the installation of the material exonerates PIEMME from any liability. For no reason may the Purchaser return the ceramic material without the express prior written consent of PIEMME. Any quality faults or defects affecting the goods, if they are reported by the deadlines and ascertained or acknowledged, merely give the right to the replacement of the faulty materials provided that the disputed goods are returned in advance and upon written authorisation of the return transaction, thus any termination of the agreement and any damage compensation being absolutely waived and excluded. PIEMME does not undertake any liability with regard to the suitability of the material for the use which the purchaser intends to assign it to, and thus not even in the hypothesis that PIEMME provides suggestions or indications regarding the installation and use of the same.

If the claim is unfounded, the purchaser will be obliged to compensate PIEMME for all the costs the same has incurred for the checking and handling of the claim (travel costs, appraisals, etc.); the purchaser will have the same obligation if the claim is only partially founded, to an extent of no more than 30% (thirty percent) with respect to the disputes originally brought.

ART. 6 - PRICES	ART. 13 - INDUSTRIAL PROPERTY AND SELECTIVE DISTRIBUTION - LIMITS TO RESALE
------------------------	--

The prices indicated in the PIEMME price lists must be understood to be Ex Works (of the seller) net of VAT and discounts. These prices do not include, amongst other aspects, the shipping, transportation, possible insurance costs, nor any additional charges (taxes, levies, etc.). The price of the goods will be that envisaged on the price list in force as and when, at the time of the order confirmation or, if the goods are not included on the price list, it will be that indicated in the order. Also after the order confirmation and up until the moment of delivery of the goods, it will be the faculty of PIEMME to arrange price changes due to increases in the costs of raw materials, labour, fuel and other production costs. In this event, the purchaser may withdraw from the order by means of written communication, to be sent via registered mail with advice of receipt, also via certified e-mail, within 30 days of the receipt of the communication of PIEMME containing specifications on the extent of the increase.

ART. 7 - PAYMENT	ART. 14 - SUMMARY NOTICE
-------------------------	---------------------------------

The payment will have to be made, unless agreed otherwise in writing, care of the headquarters of the seller or care of the bank indicated by said seller. Any payments made to agents, representatives or sales staff of the seller, if authorised in writing by PIEMME, will release the purchaser only at the time of effective receipt of said sums by PIEMME. Any delay or irregularity in the payment gives the seller the right to suspend the deliveries or terminate the agreements outstanding, even if not relating to the payments in question, as well as the right to compensation of any damages. The seller in any event has the right - as from the expiry of the payment, without the need for placement in default - to the default interest to the extent of the rate envisaged by Italian Legislative Decree No. 231/2002 and the full reimbursement of the legal and assistance costs, both in and out-of-court.

In no event may the purchaser delay or suspend the payments, irrespective of any claim and/or complaint made.

No claim or dispute inherent to the quality of the goods, to faults or defects, or to any other aspect of the agreement, will be effective and may be taken into consideration, and thus no action can be initiated until after the full payment of the price (solve et repte clause)

ART. 8 - RETENTION OF TITLE	ART. 9 - CAUSES OF FORCE MAJEURE AND EXCESSIVE ONEROUNESS
------------------------------------	--

The sale of the goods is made with the retention of title clause; therefore, in the event that the payment, due to contractual agreements, must be made, in full or in part after the delivery, the goods delivered remain the property of PIEMME until full payment of the price.

ART. 9 - CAUSES OF FORCE MAJEURE AND EXCESSIVE ONEROUNESS	ART. 10 - TRANSFER OF THE AGREEMENT
--	--

PIEMME may suspend the execution of the agreement, or withdraw, if the fulfilment is objectively impossible or excessively onerous, due to force majeure (unforeseeable) events (including but not limited to strikes, accidents, explosions, outbreak of wars, natural events, etc...), delay in or impossibility of procuring the raw materials, breakdown and/or similar causes.

ART. 10 - TRANSFER OF THE AGREEMENT	ART. 11 - INTERPRETATION, AMENDMENTS, INVALID CLAUSES
--	--

The purchaser cannot transfer the agreement, even in individual mandatory dealings deriving from the same, without the written acceptance of PIEMME; even in this event, the purchaser however remains jointly and severally responsible with the assignee for the obligations transferred.

ART. 11 - INTERPRETATION, AMENDMENTS, INVALID CLAUSES	ART. 12 - JURISDICTION
--	-------------------------------

With regard to the interpretation of these general terms and conditions, only the Italian version of the same is valid.

Any enclosures or recitals are understood to be an integral part of the agreements to which they refer. Any reference to price lists, general terms and conditions or other material of PIEMME is understood to refer to the documents in force at the time of said reference, unless specified otherwise; the corresponding versions previously in force between the parties must be understood to be cancelled.

The declarations made od the conduct adopted by the parties during the negotiations or during the execution of the agreement may contribute towards the interpretation of the sole agreement to which they refer and within the limits that they do not contrast with these general terms and conditions or with the written agreements reached by the parties at the time of finalisation of the agreement in question.

Without prejudice to the matters envisaged above under Article 2), any amendment or addition made by the parties to the agreements to which these general terms and conditions apply will have to be made in writing, under penalty of nullity. The departure from one or more provisions of these general terms and conditions must not be interpreted extensively or by analogy and does not imply the desire to cease to apply the general terms and conditions in their entirety.

Any changes to the contractual conditions agreed between the parties do not represent novation of the agreement, unless express will to the contrary is disclosed, made in writing.

In the event of invalid or ineffective contractual provisions, the agreement in its entirety must be supplemented so as to achieve, in compliance with the law, the essential purpose pursued by the agreement containing the clauses in question.

ART. 12 - JURISDICTION	ART. 13 - INDUSTRIAL PROPERTY AND SELECTIVE DISTRIBUTION - LIMITS TO RESALE
-------------------------------	--

This agreement is disciplined by Italian law, including trial related. With regard to any dispute relating or in any event associated with the agreements to which these general terms and conditions apply, jurisdiction is assigned exclusively to the Italian courts and the court of the seller is exclusively responsible, with the exclusion of any other court and/or jurisdiction.

ART. 13 - INDUSTRIAL PROPERTY AND SELECTIVE DISTRIBUTION - LIMITS TO RESALE	ART. 14 - SUMMARY NOTICE
--	---------------------------------

The entering into of these general terms and conditions does not grant, in any way, the purchaser the right to use the PIEMME trademarks and/or other distinguishing signs of the same in any way; their possible use will have to be authorised in advance by PIEMME and expressly disciplined by means of separate deed.

The supplies of the goods received from PIEMME and from its authorised selected sales outlets are intended for installation care of the end user, and another form of resale to additional sales intermediaries other than the end user is not permitted, unless authorised in advance in writing by PIEMME. The resale of the goods in violation of this restriction must therefore be considered not to be permitted and on the same footing as the unlawful use of the industrial and intellectual property rights of PIEMME, with the right of the same PIEMME to request attachment care of the same holder. It is understood that PIEMME reserves itself the right to take steps before the courts vis-à-vis whomever is involved in unauthorised resales.

ART. 14 - SUMMARY NOTICE	ART. 11 - INTERPRETATION, AMENDMENTS, INVALID CLAUSES
---------------------------------	--

Pursuant to article 13 of Regulation 2016/679/EU, we wish to inform you that your data are entered in both electronic and paper databases and are processed by authorized persons, solely for administrative and accountancy purposes. The data may be communicated to third parties to give rise to relations under way or to fulfil legal obligations, but will not be disseminated. You are also informed that you are entitled, at any time, to request access to the data and may object to a number of uses of such data by contacting the undersigned Data Controller.

Note:

This summary notice is supplemented by a further articulated and extended notice, available free of charge from company headquarters and/or on the company's website: <http://www.ceramichepiemme.it>

Project Management
Mktg Piemme

Finito di stampare a Febbraio 2022
Printed in February 2022

CERAMICHE PIEMME

FLOOR AND MORE

INDUSTRIE CERAMICHE PIEMME S.P.A.
VIA DEL CROCIALE 42/44, 41042 FIORANO (MO) - ITALY
T. +39 0536.849111 - F. +39 0536.849402
WWW.CERAMICHEPIEMME.IT - INFO@CERAMICHEPIEMME.IT